CHILDREN'S EDUCATION SOCIETY (Regd.)
THE OXFORD DENTAL COLLEGE
(Recognized by the Govt. of Karnataka, Affiliated to Rajiv Gandhi University of Health Sciences, Karnataka & Recognised by Dental Council of India, New Delhi)
Bommanahalli, Hosur Road, Bangalore – 560 068.
Ph: 080-61754680 Fax : 080 – 61754693E-mail:deandirectortodc@gmail.com
Website: www.theoxford.edu

Curriculum Highlighting Cross Cutting Issues

Index

Sl. No.	Particulars	Page No.
1.	Summary on The Institution integrates cross-cutting issues relevant to gender, environment and sustainability, human values, health determinants, Right to Health and emerging demographic issues and Professional Ethics into the Curriculum as prescribed by the University / respective regulative councils	3
	2016 - 17	
2.	Activities conducted under cross cutting issues	4
3.	Curriculum Highlighting Cross Cutting Issues – BDS & MDS	5 - 48
4.	Activity Report - Relevant to Gender	49 - 52
5.	Activity Report - Environment and Sustainability	53 - 56
6.	Activity Report - Human Values	57 - 61
7.	Activity Report - Health Determinants	62 - 65
8.	Activity Report - Right to Health and Emerging Demographic Issues	66 - 69
9.	Activity Report - Professional Ethics	70 - 73
	2017 - 18	
10.	Activities conducted under cross cutting issues	74
11.	Curriculum Highlighting Cross Cutting Issues – BDS & MDS	75 - 119
12.	Activity Report - Relevant to Gender	120 - 122
13.	Activity Report - Environment and Sustainability	123 - 128
14.	Activity Report - Human Values	129 - 134
15.	Activity Report - Health Determinants	135 - 138
16.	Activity Report - Right to Health and Emerging Demographic Issues	139 - 143
17.	Activity Report - Professional Ethics	144 - 150

Dean and Director
The Oxford Dental College, Bommnahalli
Hosur Road Bengaluru - 560 068

CHILDREN'S EDUCATION SOCIETY (Regd.)
THE OXFORD DENTAL COLLEGE
(Recognized by the Govt. of Karnataka, Affiliated to Rajiv Gandhi University of Health Sciences, Karnataka & Recognised by Dental Council of India, New Delhi)
Bommanahalli, Hosur Road, Bangalore – 560 068.
Ph: 080-61754680 Fax : 080 – 61754693E-mail:deandirectortodc@gmail.com
Website: www.theoxford.edu

2018 - 19		
18.	Activities conducted under cross cutting issues	151
19.	Curriculum Highlighting Cross Cutting Issues – BDS & MDS	152 - 195
20.	Activity Report - Relevant to Gender	196 - 200
21.	Activity Report - Environment and Sustainability	201 - 204
22.	Activity Report - Human Values	205 - 210
23.	Activity Report - Health Determinants	211 - 215
24.	Activity Report - Right to Health and Emerging Demographic Issues	216 - 219
25.	Activity Report - Professional Ethics	220 - 223
2019- 20		
26.	Activities conducted under cross cutting issues	224
27.	Curriculum Highlighting Cross Cutting Issues – BDS & MDS	225 - 268
28.	Activity Report - Relevant to Gender	269 - 272
29.	Activity Report - Environment and Sustainability	273 - 279
30.	Activity Report - Human Values	280 - 285
31.	Activity Report - Health Determinants	286 - 289
32.	Activity Report - Right to Health and Emerging Demographic Issues	290 - 296
33.	Activity Report - Professional Ethics	297 - 300
2020 - 21		
34.	Activities conducted under cross cutting issues	301
35.	Curriculum Highlighting Cross Cutting Issues – BDS & MDS	302 - 345
36.	Activity Report - Relevant to Gender	346 - 350
37.	Activity Report - Environment and Sustainability	351 - 356
38.	Activity Report - Human Values	357 - 360
39.	Activity Report - Health Determinants	361 - 366
40.	Activity Report - Right to Health and Emerging Demographic Issues	367 - 370
41.	Activity Report - Professional Ethics	371 - 374

Dean and Director
The Oxford Dental College, Bommnahalli
Hosur Road, Bengaluru - 560 068

CHILDREN'S EDUCATION SOCIETY (Regd.)
THE OXFORD DENTAL COLLEGE
(Recognized by the Govt. of Karnataka, Affiliated to Rajiv Gandhi University of Health Sciences, Karnataka & Recognised by Dental Council of India, New Delhi)
Bommanahalli, Hosur Road, Bangalore – 560 068.
Ph: 080-61754680 Fax : 080 – 61754693E-mail:deandirectortodc@gmail.com
Website: www.theoxford.edu

The Institution integrates cross-cutting issues relevant to gender, environment and sustainability, human values, health determinants, Right to Health and emerging demographic issues and Professional Ethics into the Curriculum as prescribed by the University / respective regulative councils

Summary:

The Institution follows the curriculum designed by the Rajiv Gandhi University of Health Sciences. According to the curriculum, various relevant cross cutting issues are to be introduced to the students during different academic years. The Institution has integrated and conducted various courses over a period of 5 years. These are relevant to cross cutting issues related to Gender sensitization, Environment and Sustainability, Human Values. Health determinants, Right to Health and Professional Ethics. These courses were organised for both under graduate and post graduate students to build their knowledge, awareness, confidence and character before entering clinical practice. These courses will help the students to understand the human nature and values as they interact with the patients through dental courses.

Dean and Director
The Oxford Dental College, Bommnahalli
Hosur Road Bengaluru - 560 068

CHILDREN'S EDUCATION SOCIETY (Regd.)
THE OXFORD DENTAL COLLEGE
(Recognized by the Govt. of Karnataka, Affiliated to Rajiv Gandhi University of Health Sciences, Karnataka & Recognised by Dental Council of India, New Delhi)
Bommanahalli, Hosur Road, Bangalore – 560 068.
Ph: 080-61754680 Fax : 080 – 61754693E-mail:deandirectortodc@gmail.com
Website: www.theoxford.edu

This is to certify that the following programs were conducted by various departments of The Oxford Dental College, under Cross cutting issues in the academic year 2016-17.

SL. No.	Cross Cutting Issues	Date	Name of event
1.	Gender Equality	23-12-2016	Camp at Hombegowda Girls High School
		05-03-2017	Dental camp at Ruva Foundation, Sarjapura
2.	Environmental & sustainability	15-5-2017	Save electricity
		15-6-2017	Reduce Reuse Recycle
3.	Human values	14-2-2017	Camp at Arpana CSI School for special education
		4-4-2017	World Health Day Celebration- Depression- Let's talk
4.	Health determinants	22-9-2016	Implementing activities on Cessation of Tobacco
		3 to 6-10-2016	Hepatitis B Vaccination Drive
5.	Right to health	21-2-2017	Awareness Programme "Healthy tooth-Happy Child"
		27-01-2017	Dental Camp At Chamrajpet High School
6.	Prof. Ethics	3-2-2017	White coat ceremony
		3-10-2016	Orientation for 1st year BDS Students

PRINCIPAL
The Oxford Dental College
Bommanahalli, Hosur Road,
Bangalore - 560 068.

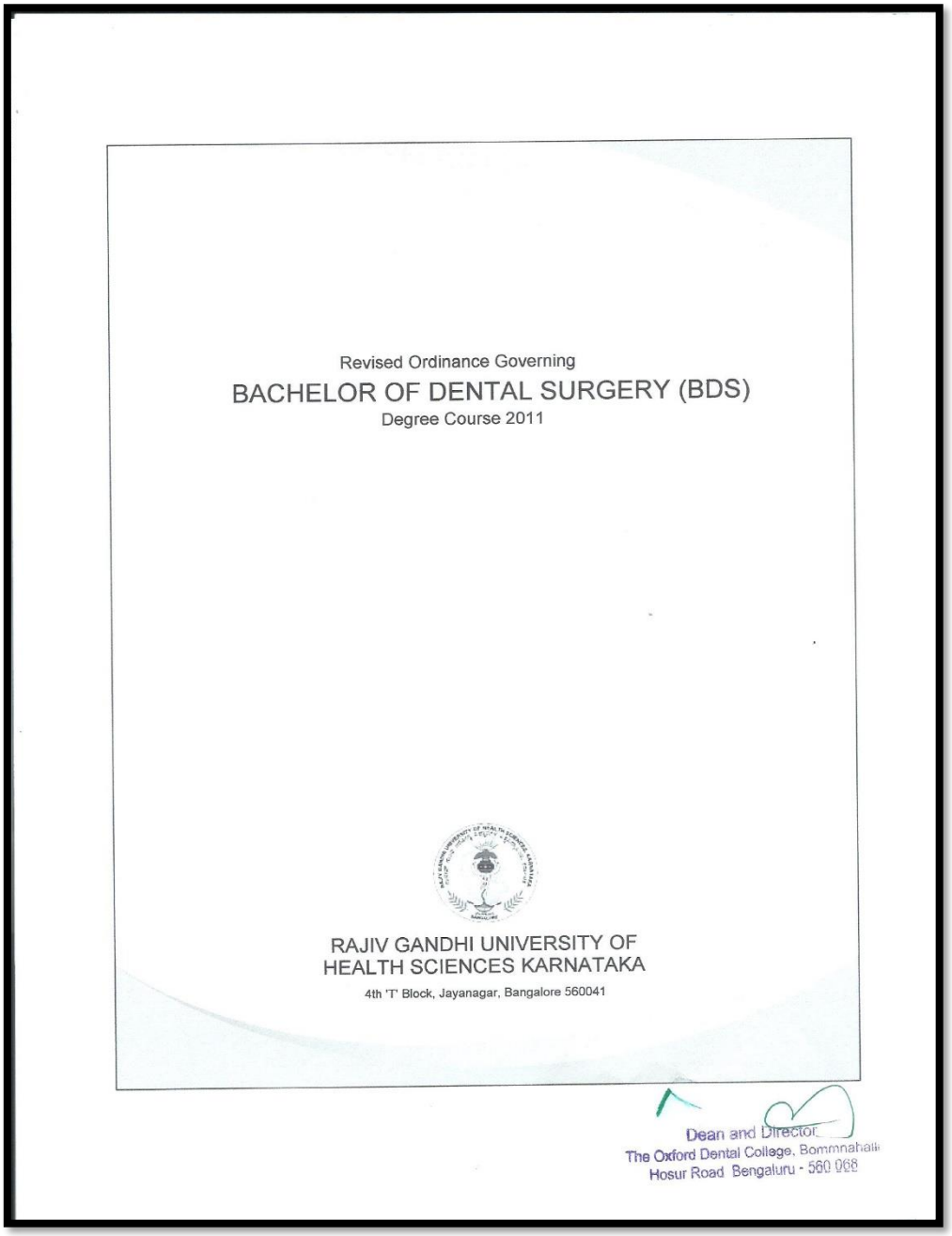

Revised Ordinance Governing

BACHELOR OF DENTAL SURGERY (BDS)

Degree Course 2011

RAJIV GANDHI UNIVERSITY OF
HEALTH SCIENCES KARNATAKA

4th 'T' Block, Jayanagar, Bangalore 560041

Dean and Director
The Oxford Dental College, Bommnahalli
Hosur Road Bengaluru - 560 068

CONTENTS

NOTIFICATION
SECTION I: Goals of Education and Training in Dental Science of RGUHS
SECTION II: Aims and Objectives of BDS Course
SECTION III: Regulation Relating to BDS Course
SECTION IV: B. D.S course Syllabus

I BDS

I. General Human Anatomy including Embryology and Histology.
ii. General Human Physiology , Biochemistry, Nutrition and Deities.
iii. Dental Anatomy, Embryology and Oral Histology.
iv. Dental Materials.
v. Preclinical Prosthodontics and Crown & Bridge.

II BDS

I. General Pathology and Microbiology.
ii. General and Dental Pharmacology and Therapeutics.
iii. Dental Materials.
iv. Preclinical Conservative Dentistry.
v. Preclinical Prosthodontics and Crown & Bridge.
vi. Oral Pathology & Oral Microbiology.

III BDS

I. General Medicine.
ii. General Surgery.
iii. Oral Pathology and Oral Microbiology.
iv. Conservative Dentistry & Endodontics.
v. Oral & Maxillofacial Surgery.
vi. Oral Medicine and Radiology
vii. Orthodontics & Dentofacial Orthopaedics.
viii. Paediatric & Preventive Dentistry.
ix. Periodontology.
x. Prosthodontics and Crown & Bridge.
xi. Public Health Dentistry.

IV BDS

I. Orthodontics & Dentofacial Orthopaedics.
ii. Oral Medicine and Radiology.
iii. Paediatric & Preventive Dentistry.
iv. Periodontology.
v. Oral & Maxillofacial Surgery.
vi. Prosthodontics and Crown and Bridge.
vii. Conservative Dentistry & Endodontics.
viii. Public Health Dentistry.

SECTION V: Ethics in Dentistry

Dean and Director
The Oxford Dental College, Bommnahalli
Hosur Road Bengaluru - 560 068

SECTION II

AIMS AND OBJECTIVE OF BDS COURSE

Aims

The dental graduates during training in the institutions should acquire adequate knowledge, necessary
skills and such attitudes which are required for carrying out all the activities appropriate to general dental practice involving the prevention, diagnosis and treatment of anomalies and diseases of the teeth, mouth, jaws and associated tissues. The graduate should also understand the concept of community oral heath education and be able to participate in the rural health care delivery programmes
existing in the country.

Objectives

The objectives are dealt under three headings namely (a) knowledge and understanding (b) skills and (c) attitudes.

a. Knowledge and understanding
The graduate should acquire the following during the period of training.

1. Adequate knowledge of the scientific foundations on which dentistry is based and good understanding of various relevant scientific methods, principles of biological functions and should be able to evaluate and analyse scientifically various established facts and data.

2. Adequate knowledge of the development, structure and function of the teeth, mouth and jaws and associated tissues both in health and disease and their relationship and effect on general-state of health and also the bearing on physical and social well-being of the patient.

3. Adequate knowledge of clinical disciplines and methods, which provide a coherent picture of anomalies, lesions and diseases of the teeth, mouth and jaws and preventive, diagnostic and therapeutic aspects of dentistry.

4. Adequate clinical experience required for general dental practice.

5. Adequate knowledge of biological function and behaviour of persons in health and sickness as well as the influence of the natural and social environment on the state of health so far as it affects dentistry.

b. Skills
A graduate should be able to demonstrate the following skills necessary for practice of dentistry.

1. Able to diagnose and manage various common dental problems encountered in general dental practice, keeping in mind the expectations and the right of the society to receive the best possible treatment available wherever possible.
2. Acquire skill to prevent and manage complications if encountered while carrying out various dental surgical and other procedures.
3. Possess skill to carry out required investigative procedures and ability to interpret laboratory findings.
4. Promote oral health and help to prevent oral diseases wherever possible.
5. Competent in control of pain and anxiety during dental treatment.

c. Attitudes
A graduate should develop during the training period the following attitudes.

1. Willing to apply current knowledge of dentistry in the best interest of the patients and the community.
2. Maintain a high standard of professional ethics and conduct and apply these in all aspects of professional life.
3. Seek to improve awareness and provide possible solutions for oral health problems and needs throughout the community.
4. Willingness to participate in the continuing education programmes to update knowledge and professional skills from time to time.
5. To help and to participate in the implementation of national health programmes.

Dean and Director
The Oxford Dental College, Bommanahalli
Hosur Road, Bangalore - 560 068

SECTION V

ETHICS IN DENTISTRY

Introduction

There is a definitie shift now from the traditional patient and doctor relationship and delivery of dental care. With the advances in science and technology and the increasing needs of the patient, theirs families and community, there is a concern for the health of the community as a whole . There is a shift to greater accountability to the society. Dental specialists like the other health professionals are confronted with many ethical problems. It is therefore absolutely necessary for each and every one in the health care delivery to prepare themselves to deal with these problems. To accomplish this and develop human values, it is desired that all the trainess undergo ethical sensitization by lectures or discussion on ethical issues, discussion of cases with an important ethical component.

Course content:

Introduction to Ethics

- What is ethics?
- What are values and norms?
- How to form a value system in one's personal and professional life?
- Hippocratic oath.
- Declaration of Helsinki, WHO declaration of Geneve, International code of ethics, D.C.I.Code of ethis.

Ethics of the Individual

The patient as a person
Right to be respected
Truth and confidentiality
Autonome of decision
Doctor Patient relationship

Professional Ethics

Code of conduct
Contract and confidentiality
Charging of fees, fee splitting
Prescription of drugs
Over-investigating the patient
Malpractice and negligence

Dean and Director
The Oxford Dental College, Bomma...
Hosur Road Bengaluru - 560 ...

Research Ethics:

Animal and experimental research/humanness
Human experimentation
Human volunteer research-informed consent
Drug trials

Ethical workshop of cases
Gathering all scientific factors
Gathering all value factors
Identifying areas of value-conflict, setting of priorities
Working out criteria towards decisions

Recommended Reading:

Francis C.M., Medical Ethics, I Ed. 1993, Jaypee Brothers, New Delhi p.189.

Dean and
The Oxford Dental College,
Hosur Road Bengaluru - 560

III BDS
ORAL MEDICINE AND RADIOLOGY

THEORY: 20 HOURS **PRACTICALS: 70 HOURS**
MUST KNOW
III YEAR ORAL MEDICINE THEORY: 12 HOURS

1. Introduction to Oral Medicine- Definition Scope and Clinical Applications	1 hour
2. Principles of oral diagnosis - Definitions. - Importance of diagnosis and various types of diagnosis - Case history and components. - Physical examination methodologies - general examination, extra oral & neck examination , intra oral examination - Concepts of provisional diagnosis, differential diagnosis. - Clinical chair side investigations and radiological investigations, exfoliative cytology; hematological, microbiological, histopathological investigations. - Special investigations --biochemical, sialochemical studies, serology, immunological studies. - Final /confirmed diagnosis. - Formulation of treatment plan & prognosis - Referral for opinions. Examination of swelling, ulcer, erosions, sinus, fistula, pigmented lesions, red and white mucosal lesions, pain, TMJ, and lymphnodes Procedures for post-mortem dental examination; maintaining dental records and their use in dental practice and post mortem identification; jurisprudence and ethics.	3hour
3. Regressive alterations of teeth, Developmental malformations, discoloration of teeth.	1 hour
4. Priniciples, procedures, and protocol for asepsis, sterilisation, infection control.	1 hour
5. Oral sepsis and its effect on general system. Inflammation- injury, infection and spread of infection, facial space infections, osteoradionecrosis.	1 hour
6. Periapical Diseases, And Diseases Of Dental Pulp, Diagnosis Of Dental Caries, Periodontal Diseases Such As Gingival Hyperplasia, Gingivitis, Periodontitis, Pyogenic Granuloma	1 hour
7. Differential diagnosis of orofacial pain: i. Pain arising from diseases of orofacial tissues like teeth, pulp, gingival and periodontal tissues, mucosa, tongue, muscles, blood vessels, lymph nodes, bone, paranasal sinuses, salivary glands etc.	2 hour

97

Dean and Director
The Oxford Dental College, Bommnaha
Hosur Road Bengaluru - 560 068

IV BDS
PERIODONTOLOGY

Teaching Hours: Theory: 50 Hours

Sl. No.	Topic	Expected to know	Hours
1.	Classification of periodontal diseases	Need and scientific basis, classification of gingival and periodontal diseases- world workshop 1999.	1
2.	Risk Factors	Definition, Risk factors for periodontal diseases. Smoking and periodontal diseases, Role of Stress factors	1
3.	Genetic factors	Genetic factors associated with periodontal disease	1
4.	Host Response	Mechanism of initiation & progression of Periodontal disease, Basic concepts , cells, Mast cells, Neutrophils, macrophages, Lymphocytes, Immunoglobulins, complement, Immune Mechanisms and Cytokines in brief. Stages in gingivitis - Initial, early established, advanced Periodontal disease activity continuous paradigm, random burst and asynchronous multiple burst hypothesis	2
5.	Furcation involvement	Furcation involvement Various Classifications, prognosis and management.	1
6.	Bone loss patterns	Bone loss and patterns of bone destruction in periodontal disease	1
7.	Diagnosis	Routine procedures, methods of probing types of probes. -case history Halitosis, Etiology and treatment.	2 1
8.	Radiographic aids	Radiographs aids in the diagnosis of periodontal diseases	1
9.	Advanced diagnostic aids	Advanced diagnostic aids - Their role in brief	1
10.	Prognosis	Definition, types, purpose and factors	1
11.	Treatment plan	Factors to be considered	1
12.	Rationale for periodontal therapy	Regeneration, Repair, Re-attachment, New attachment	1

122

Dean and Director
The Oxford Dental College, Bommnahalli
Hosur Road Bengaluru - 560 068

23.	Microsurgery	Periodontal Microsurgery in brief, Electrosurgery, cryosurgery	1
24.	Splints	Periodontal splints - purpose, classification- principles of splinting	1
25.	Trauma from Occlusion (TFO)	definition, types, histopathological changes, role in periodontal disease, measures of management	1
26.	Implants	Definition, Types, Scope, biomaterials used. Periodontal considerations such as implant-gingiva and implant-bone interface. Implant failure, Peri-implantitis and management. Advanced surgical techniques	3
27.	Periodontal medicine	PDL infection associated with various systemic Diseases.	1
28.	Host modulation therapy	Principles, Agents used	1
29.	Lasers	Lasers in periodontal therapy	1
30.	Supportive periodontal therapy	Definition, Rationale. Patient Classification Factors affecting S P T; Implant maintenance	1
31.	Pharmacotherapy	Periodontal dressings ; antibiotics and antiinflammatory drugs - local drug delivery	1
32.	Pulpo-periodontal Lesions	Pulpo-periodontal involvement - Routes of Spread of infection management	1
33.	Evidence based decision making	Assessing evidence, implementing evidence based decisions in clinical practice	1
34.	Patient management	Ethical, legal and practical issues in the management of periodontal patients	1

Dean and Director
The Oxford Dental College, Bommnahalli
Hosur Road Bengaluru - 560 068

IV BDS
ORTHODONTICS AND DENTOFACIAL ORTHOPEDICS

Course Details -IV Year B.D.S

TEACHING HOURS:

Mode of Teaching	IV Year B.D.S
Theory	30 Hours
Clinical	100 Hours
Total	130 Hours

MUST KNOW

IV YEAR - COURSE SYLLABUS:

Sl. No. Subjects	Hours
1. General Principles in Orthodontic Treatment Planning of Dental and Skeletal Malocclusions	1 Hour
2. Anchorage in Orthodontics - Definition, Classification, Types and Stability of Anchorage	2 Hours
3. Biomechanical Principles in Orthodontic Tooth movement a. Different types of tooth movements b. Tissue response to orthodontic force application c. Age factor in orthodontic tooth movement	2 Hours
4. Preventive Orthodontics a. Definition b. Different procedures undertaken in preventive orthodontics and their limitations Interceptive Orthodontics a. Definition b. Different procedures undertaken in interceptive procedure c. Serial Extraction: Definition, indications, contra-indication, technique, advantages and disadvantages d. Role of muscle exercise as an interceptive orthodontics	Will Be Covered by Department of Pedodontia
5. Corrective orthodontics a. Definition, factors to be considered during treatment planning b. Model analysis: Pont's, Ashley Howe's, Bolton, Careys, Moyer's Mixed Dentition Analysis	2 Hours

Dean and Director
The Oxford Dental College, Bommnz.
Hosur Road, Bengaluru - 560 068

c. Anterior open bite and deep bite d. Cross bite	
13. Principle, Differential Diagnosis and Methods of Treatment of: a. Midline diastema b. Cross bite c. Open bite d. Deep bite e. Spacing f. Crowding g. Class II – Division 1, Division 2 h. Class III - Malocclusion - True and Pseudo Class III	3 Hours
14. Retention and Relapse Definition, Need for retention, Causes of relapse, Methods of retention, Different types of retention devices, Duration of retention, Theories of retention	2 Hours
15. Ethics	1 Hour
16. Genetic in Orthodontics	1 Hour
17. Computers in Orthodontics	1 Hour
18. Adult Orthodontics in brief	1 Hour

CLINICALS AND PRATICALS IN ORTHODONTICS DURING IV B.D.S - 130 Hours

CLINICAL TRAINING DURING IV B.D.S

1. Case History Training
2. Case Discussion
3. Discussion on the given topic
4. Cephalometric tracings
   a. Down's Analysis
   b. Steiner's Analysis
   c. Tweed's Analysis

PRATICAL TRAINING DURING IV YEAR B.D.S

1. Adam's Clasp on Anterior teeth Gauge 0.7mm
2. Modified Adam's Clasp on upper arch Gauge 0.7mm
3. High Labial bow with Apron spring on upper arch
   (Gauge of Labial bow - 0.9mm, Apron Spring - 0.3mm)
4. Coffin spring on upper arch Gauge 1mm
5. Appliance Construction in Acrylic
   a. Upper and lower Hawley's Appliance
   b. Upper Hawley's with Anterior bite plane
   c. Upper Habit breaking Appliance

Dean and Director
The Oxford Dental College, Bommnahalli
Hosur Road Bengaluru - 560 068

IV BDS
PEDIATRIC AND PREVENTIVE DENTISTRY

Lectures
Theory
IV Year: 45 Hours

Practicals/Clinics:
IV Year: 100 Hours

IV YEAR PEDODONTICS AND PREVENTIVE DENTISTRY: 45 HOURS

Sl. No.	Subjects	Hours
1.	Child Psychology Definition Importance of understanding child psychology in pedodontics Theories Psychological development from birth through adolescence Dental fear, anxiety and their management, types of cry Application of psychology principles in dental management Psychological disorders including anorexia, bulimia Child Abuse and Neglect	4 hours
2.	Behaviour Management Definition Classification and types of behaviour Factors influencing child behaviour Non-pharmacological management of behaviour Pharmacological management of behaviour: Pharmacological principles in pediatric dentistry-drug dosage formulae Analgesics, anti inflammatory and antibiotics commonly prescribed for children Conscious sedation including nitrous oxide-oxygen inhalation anaesthesia	5 hours
3.	Fluorides Historical background Systemic fluorides-availability, agents, concentrations, advantages and disadvantages Topical fluorides-agents, composition, methods of application both for professional and home use, advantages and disadvantages Mechanism of action and its anti cariogenic effect Fluoride toxicity and its management De fluoridation techniques	4 hours

143

Dean and Director
The Oxford Dental College, Bommnahalli
Hosur Road Bengaluru - 560 068

Levels and types of prevention Preventive measures: Minimal Intervention Pit and fissure sealants Preventive resin restorations (PRR, CARR) Newer agents available for caries prevention and re mineralization Caries vaccine	
11. Nanodentistry- introduction, principles and technique -an outline	1 hour
12. Dental health education and school dental health programmes	1 hour
13. Importance of Dental Home	1 hour
14. Dental emergencies in children and their management	1 hour
15. Setting up of Paediatric dental practice including ethics	1 hour

PRACTICALS / CLINICS

1. Student is trained to arrive at proper diagnosis by following a scientific and systematic procedure of history taking and examination of orofacial region. Training is also imparted in management whenever possible.

2. In view of the above each student shall maintain a record of work done, which shall be evaluated for marks at the time of university examination.

3. The following is the minimum prescribed work:

Pre-clinical (III Year)
Drawing of individual primary teeth morphology
Preparation of various cavity designs on typhodont teeth and extracted primary and permanent teeth
Fabrication of habit breaking appliances
Clinical exercises (IV Year)
Case History Recording and Treatment Planning
Communication and Management of child patient
Preventive measures - oral prophylaxis, topical fluoride application
Restoration of carious teeth using different materials
Extraction of primary teeth

Dean and Director
The Oxford Dental College, Bommnahalli
Hosur Road Bengaluru - 560 068

IV BDS
PROSTHODONTICS, CROWN AND BRIDGE INCLUDING IMPLANTOLOGY

Teaching Hours:
Clinical:
III year :70 hours
IV year 300 hours

Theory:
III year :30 hours
IV year :80 hours

IV PROSTHODONTICS THEORY: 30 HOURS

Sl. No.	Subjects	Hours
1.	Relating the patient to the articulator Articulators - articulators based on theories of occlusion - articulators based on the type of record used for their adjustment Selection of Articulator for complete dentures - Hanau articulator - Whip mix articulator - Dentatus articulator	1 hour
2.	Selecting artificial teeth for edentulous patient Anterior tooth selection Pre extraction guides size of the anterior teeth form of the anterior teeth The dentogenic concept in selecting artificial teeth Posterior tooth selection Bucco lingual width of posterior teeth mesiodistal length of posterior teeth cervico Occlusal Length of Posterior Teeth types of posterior teeth according to materials types of posterior teeth according to cusp inclines	1 hour
3.	Preliminary Arrangement Of Artificial Teeth Guides for preliminarily arranging anterior teeth Relationship to incisive papilla factors governing the anteroposterior position of the dental arch	1 hour

Dean and Director
The Oxford Dental College, Bommnahalli
Hosur Road Bengaluru - 560 068

Finishing, cementing and maintenance of crowns and bridges Laser and high speed.	
IMPLANTS	
34. Osseo integrated - Supported prosthesis. Introduction and scope advantages and disadvantages. Classification Applied material science, patient Evaluation pre-surgical preparation treatment plan, applied Linical, surgical and Laboratory Procedure . Osseointegrated supporting prosthesis occlusion, esthetics, insertion and maintenance. Examination, diagnosis and treatment planning and other clinical and Laboratory procedures	5 hours
35. Maxillofacial Prosthesis Restoration of congenital and acquired oral and para-oral Defects. (Facial Prostheses, including implant support Maxillo Facial prosthesis). Splints Obturators Carriers Bruxism and management of occlusal attrition	5 hours
36. Miscellaneous Patient and practice management in Prosthodontic clinic Ethics, Law, Jurisprudence an Forensic Odontology - in Prosthodontic practice Assistants - Laboratories and clinic Communication methods - Technician work Authorization, methods and legality	5 hours
37. Emergencies in Prosthodontics During impression recording in Partially, Completely Edentulous Situation and Maxillofacial Defects. Precautions and management of traumatic accidents in tooth preparation use vasoconstrictor in anaesthetic solutions and retraction cords. ill fitting dentures Broken clasps, facings Broken prosthesis Swallowing Prosthesis General Management of elderly and C.V.S. and immuno compromised patients.	2 hours

Dean and Director
The Oxford Dental College, Bommnahalli
Hosur Road Bengaluru - 560 068

IV BDS
ORAL AND MAXILLOFACIAL SURGERY

IV year BDS Theory: 50 hours

1.	Dento-alveolar surgery	Trans alveolar extraction Impacted teeth: General factors, incidence, etiology Classification and indications Assesment: clinical & radiological Anaesthetic considerations Surgical procedure Impacted maxillary third molar & Impacted Canine	1 hour 4 hours
2.	Endodontic surgery	Introduction, classification, apicectomy, replantation	
3.	Infections of the oral cavity	Introduction, microbiology, anatomy of fascial spaces, course of odontogenic infections, Spread of infection, classification, clinical features, management Dentoalveolar abscess, ludwigs angina osteomyelitis and ORN. Hepatitis B and HIV	4 hours
4.	Cystic lesions of jaws	Definition, classification and pathogenesis Diagnosis, clinical features, radiological, aspiration biopsy, use of contrastmedia and histopathology Management-types of surgical procedures, and complications	3 hours
5.	Oral Implantology	Principles of implantology	2 hours
6.	Ethics		1 hour
7.	Preprosthetic surgery	Introduction, aims, classification Corrective procedures - hard & soft tissues Ridge extension and augmentation procedures	2 hours
8.	Diseases of maxillary Sinus	Surgical anatomy, Acute & chronic sinusitis	1 hour
		Oro antral fistula & Surgical approach for sinus	1 hour

166

Dean and Director
The Oxford Dental College, Bommnahalli
Hosur Road Bengaluru - 560 068

IV BDS

PUBLIC HEALTH DENTISTRY

Theory: 45 hours Clinical/Practical:150 hour

Sl.No. Topic	No. of hours	Year of study
1. **PUBLIC HEALTH**	2	IV BDS
i. General Epidemiology:-definition,objectives,methods		
ii.Environment Health: -Concepts,principles,protection, sources,purification environmental sanitation of water disposal of waste sanitation,then role in mass disorders	2	
iii. Health Education: -Definition,concepts,principles,methods, and health education aids	2	
iv.Public Health Administration: -Priority,establishment, manpower,private practice management, hospital management.	2	
v.Ethics and Jurisprudence: Professional liabilities,negligence, malpractice, consents, evidence, contrasts, and methods of identification in forensic dentistry.	2	
vi.Behavior sciences:Definition of sociology,anthropology and psychology and their in dental practice and community.	2	
vii. Health care delivery system: Center and state, oral health policy,primary health care, national programmes, health organizations.	2	
2. Dental Public Health		
i. Definition and difference between community and clinical health.	2	
ii. Nutrition in oral diseases	2	
iii. Delivery of dental care: Dental auxiliaries, operational and non-operational, incremental and comprehensive health care, school dental health Planning & Evaluation	4 1	
iv. Payments of dental care: Methods of payments and dental insurance, government plans	2	
3. Preventive Dentistry i. Definition, Levels, role of individual community and profession, fluorides in dentistry, plaque control programmes. ii. Prevention of dental caries Prevention of periodontal disease Prevention of oral cancer Prevention of malocclusion Atraumatic Restorative Treatment(ART) Occupational Hazards Evidence Based Dentistry(EBD)	5 6	

Dean and Director
The Oxford Dental College, Bommnahalli
Hosur Road Bengaluru - 560 068

III BDS
PERIODONTOLOGY

Knowledge:

- To have adequate knowledge and understanding of the etiology, pathophysiology, diagnosis & treatment planning of various periodontal problems.
- To have understood the periodontal surgical principles like pre and post surgical management of periodontal diseases.
- Essential knowledge of personal hygiene and infection control, prevention of cross infection and safe disposal of hospital waste keeping in view the high prevalence of infectious disease

Skills

- To obtain proper clinical history, examination of the patient, perform diagnostic procedures and order essential laboratory tests and interpret them and to arrive at a provisional diagnosis about the periodontal condition.
- To perform with competence various periodontal nonsurgical procedures. To treat non- surgically the various periodontal diseases.

Attitude:

- Periodontal surgical care is to be delivered irrespective of the social status, caste, creed or religion of the patient.
- Willing to share the knowledge and clinical experience with professional colleagues.
- Respect patient right and privileges, including patients right to information and right to seek a second opinion.

Dean and Director
The Oxford Dental College, Bommna
Hosur Road Bengaluru - 560 068

9.	Chemotherapeutic agents	Various chemotherapeutic agents used in periodontal therapy	1
10.	Gingival Diseases	Localised & generalize diseases gingivitis. Papillary, marginal and diffused gingivitis. Etiology, pathogenesis clinical signs, symptoms and management of-Plaque-associated gingivitis Systemically aggravated gingivitis (Sex hormones,Drugs and systemic diseases) Necrotizing ulcerative gingivitis Desquamative gingivitis associated with Lichen planus, Pemphigoid pemphigus and other Vesic ulob ullous lesions.Allergic gingivitis Infective gingivitis - Herpetic, bacterial and candidial, pericoronitis. Gingival diseases in childhood	2
11.	Gingival enlargement	Types of Gingival enlargement (Classification and differential diagnosis)	2
12.	Epidemiology of Periodontal disease	Definition of index, Incidence, Prevalence. Classification of indices.(Irreversible & reversible) Deficiencies of earlier indices used in Periodontics Detailed understanding of Sillness & Loe Plaque index, Loe and Sillness gingival index, CPITN & CPI.Prevalence of periodontal diseases in India and ther countries. Public Health significance (All these topics are covered at under community dentistry. Hence the topics may be discussed briefly however; questions may be asked from the topics for examination).	2
13.	Extension of inflammation from gingiva	Mechanism of spread of Inflammation from Gingival to deeper periodontal structures. Factors that modify the spread	1
14.	AIDS and periodontium	AIDS and periodontium	1

Dean and Director
The Oxford Dental College, Bommnahall
Hosur Road Bengaluru - 560 068

REVISED RGUHS M.D.S. SYLLABUS

APPLICABLE TO MAY- 2018 ADMITTED MDS STUDENTS AND ONWARDS

SECTION I REGULATIONS

1. **Title of the Course:** It shall be called Master of Dental Surgery (MDS).

2. **Branches of Study:** The following are the subjects of specialty for the MDS degree:

   a. **Prosthodontics and Crown & Bridge**
   b. **Periodontology**
   c. **Oral & Maxillofacial Surgery**
   d. **Conservative Dentistry and Endodontics**
   e. **Orthodontics & Dentofacial Orthopedics**
   f. **Oral & Maxillofacial Pathology & Oral Microbiology:**
   g. **Public Health Dentistry**
   h. **Pediatric Dentistry**
   i. **Oral Medicine & Radiology**

3. **Eligibility**

A candidate for admission to the MDS course (Master of Dental Surgery) must have a. recognized degree of BDS (Bachelor of Dental Surgery) awarded by an Indian University in respect of recognized Dental College under Section 10(2) of the Dentists Act, 1948 or an equivalent qualification recognized by the Dental Council of India and should have obtained permanent registration with any of the State Dental Council.

Candidates who possess PG Diploma recognized by the DCI with the duration of 2 years in particular specialty is eligible for admission in MDS in the same specialty and the duration will be 2 years. The syllabus of the two years programme i.e PG- Diploma will be as per the existing DCI/university guidelines.

Dean and Director
The Oxford Dental College, Bommnahalli
Hosur Road, Bengaluru - 560 068

Part-II:

Paper-I: Oral and Maxillofacial Radiology

Paper-II: Oral Medicine, therapeutics and laboratory investigations

Paper-III: Descriptive and analyzing type question

SECTION II

GOALS & OBJECTIVES OF MDS COURSE

Goals:

The goals of postgraduate training in various specialties is to train B.D.S. graduate who will, after successful completion of the course:

© Practice respective specialty efficiently and effectively, backed by scientific knowledge and skill.

© Exercise empathy and a caring attitude and maintain high ethical standards.

© Continue to evince keen interest in continuing professional education in the specialty and allied specialties irrespective of whether in teaching or practice.

© Willing to share the knowledge and skills with any learner, junior or a colleague.

©Develop the faculty for critical analysis and evaluation of various concepts and views, to adopt the most rational approach.

Objectives:

The objective is to train a candidate so as to ensure higher competence in both general and special area of interest and prepare him for a career in teaching, research and specialty practice. A candidate must achieve a high degree of clinical proficiency in the subject matter and develop competence in research and its methodology as related to the field concerned.

The above objectives are to be achieved by the time the candidate completes the course. The objectives may be considered as under -

1. Knowledge (Cognitive domain)
2. Skills (Psycho motor domain)
3. Human values, ethical practice and communication abilities

Knowledge:

Dean and Director
The Oxford Dental College, Bommnahall
Hosur Road Bengaluru - 560 068

© Demonstrate understanding of basic sciences relevant to specialty.

© Describe etiology, pathophysiology, principles of diagnosis and management of common problems within the specialty in adults and children.

© Identify social, economic, environmental and emotional determinants in a given case and take them into account for planning treatment.

© Recognize conditions that may be outside the area of specialty/competence and to refer them to an appropriate specialist.

© Update knowledge by self-study and by attending courses, conferences, seminars relevant to specialty.

© Undertake audit, use information technology and carry out research with the aim of publishing or presenting the work at various scientific gatherings.

Skills:

1. Take a proper clinical history, examine the patient, perform essential diagnostic procedures and order relevant tests and interpret them to come to a reasonable diagnosis about the condition.

2. Acquire adequate skills and competence in performing various procedure required in the specialty.

Human values, ethical practice and communication abilities:

© Adopt ethical principles in all aspects of practice.

© Professional honesty and integrity are to be fostered.

© Patient care is to be delivered irrespective of social status, caste, creed or religion of the patient.

© Develop communication skills, in particular and skill to explain various options available in management and to obtain a true informed consent from the patient

© Provide leadership and get the best out of his team in a congenial working atmosphere.

© Apply high moral and ethical standards while carrying out human or animal research.

© Be humble and accept the limitations in his knowledge and skill and to ask for help from colleagues when needed.

© Respect patient's rights and privileges including patient's right to information and right to seek a second opinion.

SECTION III

COURSE DESCRIPTION OF VARIOUS SPECIALTIES

Dean and Director
The Oxford Dental College, Bommnahalli
Hosur Road Bengaluru - 560 068

Section V Ethics in Dentistry

Introduction: There is a definite shift now from the traditional patient and doctor relation and delivery of dental care. With the advances in science and technology and the increased needs of the patient, their families and community, there is a concern for the health of community as a whole. There is a shift to greater accountability to the society. specialists like the other health professionals are confronted with many ethical problems is therefore absolutely necessary for each and every one in the health care delivery to prepare themselves to deal with these problems. To accomplish this and develop human values, it is desired that all the trainees undergo ethical sensitization by lectures or discussion on ethical issues, discussion of cases with an important ethical component.

Course Content: Introduction to ethics -

- What is ethics?
- What. are values and norms?
- How to form a value system in one's personal and professional life? Hippocratic oath.
- Declaration of Helsinki, WHO declaration of Geneva, International code of ethics,
- D.C.I. Code of ethics.

Ethics of the individual -

- The patient as a person.
- Right to be respected
- Truth and confidentiality
- Autonomy of decision
- Doctor Patient relationship

Professional Ethics-

- Code of conduct
- Contract and confidentiality
- Charging of fees, fee splitting
- Prescription of drugs
- Over-investigating the patient
- Malpractice and negligence

Research Ethics -

Animal and experimental research

Human volunteer research-informed consent for trials Drug trials

Ethical workshop of cases Gathering all scientific factors Gathering all value factors

Fortifying areas of value - conflict, setting of priorities Working out criteria towards decisions.

Recommended Reading:

Dean and Director
The Oxford Dental College, Bommnaha
Hosur Road Bengaluru - 560 068

ORAL MEDICINE AND RADIOLOGY

Objectives:

At the end of 3 years of training the candidate should be able to

Knowledge: Theoretical, Clinical and practical knowledge of all mucosal lesions, diagnostic procedures pertaining to them and latest information of imaging modules.

Skills and Attitude: Three important skills need to be imparted

1. . Diagnostic skill in recognition of oral lesions and their management
2. Research skills in handling scientific problems pertaining to oral treatment
3. Clinical and Didactic skills in encouraging younger doctors to attain learning objectives Attitudes:

Positive mental attitude and the persistence of continued learning need to be inculcated

Course Contents

Paper I: Applied Basic Sciences Applied Anatomy

1. Gross anatomy of the face:

a. Muscles of Facial Expression And Muscles Of Mastication
b. Facial nerve
c. Facial artery
d. Facial vein
e. Parotid gland and its relations

2. Neck region:

a. Triangles of the neck with special reference to Carotid, Digastric triangles and midline structures
b. Facial spaces
c. Carotid system of arteries, Vertebral Artery, and Subclavian arteries
d. Jugular system Internal jugular

External jugular

e. Lymphatic drainage
f. Cervical plane
g. Muscles derived from Pharyngeal arches
h. Infratemporal fossa in detail and temporomandibular joint
i. Endocrine glands Pituitary
j. Sympathetic chain
k. Cranial nerves-V, VII, IX, XI, & XII

- Thyroid
- Parathyroid

I. Exocrine glands

- Parotid

Dean and Director
The Oxford Dental College, Bommanahalli
Hosur Road Bengaluru - 560 068

2nd day

Post-surgical review and discussion of the case treated on the 1st day Presentation of dissertation & discussion

All the examiners shall participate in all the aspects of clinical examinations / Viva Voce

Distribution of Marks for Clinical examination (recommended)

a) Long Case discussion	50
b) 2 short cases	50
c) Periodontal surgery	75
d) Post — operative review	25
Total	200

C. Viva Voce: 100 Marks

i. Viva- Voce examination: 80 marks

All examiners will conduct viva-voce conjointly on candidate's comprehension, analytical approach, expression, interpretation of data and communication skills. It includes all components of course contents. It includes presentation and discussion on dissertation also.

ii. Pedagogy: 20 marks

A topic is given to each candidate in the beginning of clinical examination. He/she is asked to make a presentation on the topic for 8-10 minutes

Topic be given to each candidate in the beginning of clinical examination. He/she is asked make a presentation on the topic for 8-10 minutes.

ORAL AND MAXILLOFACIAL SURGERY

Objective :

The training program in Oral and Maxillofacial Surgery is structured to achieve the following four objectives-

© Knowledge

© Skills

©Attitude

© Communicative skills and ability

Knowledge:

© To have acquired adequate knowledge and understanding of the etiology, patho physiology and diagnosis, treatment planning of various common oral and Maxillofacial surgical problems both minor and major in nature.

Dean and Director
The Oxford Dental College, Bommanahalli
Hosur Road Bengaluru - 56

© To have understood the general surgical principles like pre and post surgical management, particularly evaluation, post surgical care, fluid and electrolyte management, blood transfusion and post surgical pain management.

© Understanding of basic sciences relevant to practice or oral and maxillofacial surgery.

© Able to identify social, cultural, economic, genetic and environmental factors and their relevance to disease process management in the oral and Maxillofacial region.

© Essential knowledge of personal hygiene and infection control, prevention of cross infection and safe disposal of hospital waste keeping in view the high prevalence of hepatitis and HIV.

Skill

© To obtain proper clinical history, methodical examination of the patient, perform essential diagnostic procedures and order relevant laboratory tests and interpn them and to arrive at a reasonable diagnosis about the surgical condition.

© To perform with competence minor oral surgical procedures and common maxillofacial surgery. To treat both surgically and medically (or by other means of the oral and Maxillofacial and the related area).

© Capable of providing care for maxillofacial surgery patients.

Attitude:

© Develop attitude to adopt ethical principles in all aspect of surgical practice, professional honesty and integrity are to be fostered. Surgical care is to be delivered irrespective of the social status, caste, creed or religion of the patient.

© Willing to share the knowledge and clinical experience with professional colleagues.

© Wiling to adopt new techniques of surgical management developed from time to time based on scientific research which are in the best interest of the patient

© Respect patient's right and privileges, including patients right to information and right to seek a second opinion.

© Develop attitude to seek opinion from an allied medical and dental specialists as and when required.

Communication skills:

© Develop adequate communication skills particularly with the patients giving them the various options available to manage a particular surgical problem and obtain a true informed consent from them for the most appropriate treatment available at that point of time

© Develop the ability to communicate with professional colleagues.

© Develop ability to teach undergraduates.

Course content:

The program outline addresses both the knowledge needed in Oral and Maxillofacial Surgery and allied medical specialties in its scope. A minimum of three years of formal training through a graded system of education as specified will equip the trainee with skill and knowledge at its completion to be able to practice basic oral and Maxillofacial surgeon competently and have the ability to intelligently pursue

Dean and Director
The Oxford Dental College, Bommnahalli
Hosur Road Bengaluru - 560 068

i. Viva-voce examination: 80 marks

All examiners will conduct viva-voce conjointly on candidate's comprehension, analytical approach, expression, interpretation of data and communication skills. It includes all components of course contents. It includes presentation and discussion on dissertation also.

ii. Pedagogy Exercise: 20 marks

A topic be given to each candidate in the beginning of clinical examination. He/she is asked make a presentation on the topic for 8-10 minutes.

CONSERVATIVE DENTISTRY and ENDODONTICS

The following objectives are laid out to achieve the goals of the course. These are to be achieved by the time the candidate completes the course. These objectives may be considered under the following subtitles.

Knowledge

At the end of 36 months of training, the candidates should be able to:

© Describe aeitology, pathophysiology, periapical diagnosis and management of common restorative situations, endodontic situations that will include contemporary management of dental caries, management of trauma and pulpal pathoses including periodontal situations.

© Demonstrate understanding of basic sciences as relevant to conservative / restorative dentistry and Endodontics.

© Identify social, economic, environmental and emotional determinants in a given case or community and take them into account for planning and execution at individual and community level.

© Ability to master differential diagnosis and recognize conditions that may require multi disciplinary approach or a clinical situation outside the realm of the specialty, which he or she should be able to recognize and refer to appropriate specialist.

© Update himself by self-study and by attending basic and advanced courses, conferences, seminars, and workshops in the specialty of Conservative Dentistry- Endodontics-Dental Materials and Restorative Dentistry.

© Ability to teach, guide, colleagues and other students.Use information technology tools and carry out research both basic and clinical with the aim of publishing his/her work and presenting the same at scientific platforms

Skills

© Take proper chair side history, examine the patient and perform medical and dental diagnostic procedures and order as well as perform relevant tests and interpret to them to come to a reasonable diagnosis about the dental condition in general and Conservative Dentistry - Endodontics in particular. And undertake complete patient monitoring including preoperative as well as post operative care of the patient.

Dean and Director
The Oxford Dental College, Bommnahalli
Hosur Road Bengaluru - 560 068

© Perform all levels of restorative work and surgical and non-surgical Endodontics including endodontic endoosseous implants, as well as endodontic-periodontal surgical procedures as part of multidisciplinary approach to clinical condition.
© Provide basic life saving support in emergency situations.
© Manage acute pulpal and pulpo periodontal situations.
© Have a thorough knowledge of infection control measures in the dental clinical environment and laboratories.
Human Values, Ethical Practice and Communication Abilities
© Adopt ethical principles in all aspects of restorative and contemporaries Endodontics" including non-surgical and surgical Endodontics. © Professional honesty and integrity should be the top priority.
© Dental care has to be provided regardless of social status, caste, creed or religion of the patient.
© Develop communication skills- in particular to explain various options available management and to obtain a true informed consent from the patient.
© Apply high moral and ethical standards while carrying on human or animal research .He / She shall not carry out any heroic procedures and must know his limitations in performing all aspects of restorative dentistry including Endodontics. Ask for help from colfeagues or seniors when required without hesitation O Respect patient's rights and privileges including patients right to information.
Course Contents :
Applied Anatomy of Head and Neck
© Development of face, paranasal sinuses and the associated structures and their anomalies, cranial and facial bones, TMJ anatomy and function, arterial and venous drainage of head and neck, muscles of face and neck including muscles of mastication and deglutition, brief consideration of structures and function of brain. Brief consideration of all cranial nerves and autonomic nervous system of head and neck. Salivary glands, Functional anatomy of mastication, deglutition and speech. Detailed anatomy of deciduous and permanent teeth, general consideration in physiology of permanent dentition, form, function, alignment, contact, occlusion.)
© Internal anatomy of permanent teeth and its significance
© Applied histology, histology of skin, oral mucosa, connective tissue, bone cartilage, blood vessels, lymphatics, nerves, muscles, tongue.

Development of Teeth
© Enamel - development and composition, physical characteristics, chemical properties, structure
© Age changes - clinical structure

© Dentin - development, physical and chemical properties, structure type of dentin, innervations, age and functional changes.

© Pulp - development, histological structures, innervations, functions, regressive changes, clinical considerations.

Dean and Director
The Oxford Dental College, Bommanahalli
Hosur Road Bengaluru - 560 068

presentation and discussion on dissertation also.

ii. Pedagogy Exercise: 20 marks

A topic be given to each candidate in the beginning of clinical examination. He/she is asked to make a presentation on the topic for 8-10 minutes.

PERIODONTOLOGY

Objectives

The following objectives are laid out to achieve the goals of the course

Knowledge

© Discuss historical perspective to advancement in the subject proper and related topics

© Describe etiology, pathogenesis, diagnosis and management of common periodontal diseases with emphasis on Indian population

© Familiarize with the biochemical, microbiologic and immunologic genetic aspects of periodontal pathology

© Describe various preventive periodontal measures

© Describe various treatment modalities of periodontal disease from historical aspect to currently available ones

© Describe interrelationship between periodontal disease and various systemic conditions

© Describe periodontal hazards due to iatrogenic causes and deleterious habits and prevention of it

© Identify rarities in periodontal disease and environmental/ Emotional determinates in a given case

© Recognize conditions that may be outside the area of his Speciality/competence and refer them to an appropriate Specialist

© Decide regarding non-surgical or surgical management of the case

© Update him by attending course, conferences and seminars relevant to periodontics or by self-learning process.

© Plan out/ carry out research activity both basic and clinical aspects with the aim of publishing his/her work in scientific journals

© Reach to the public to motivate and educate regarding periodontal disease, its prevention and consequences if not treated

© Plan out epidemiological survey to assess prevalence and incidence of early onset periodontitis

Dean and Director
The Oxford Dental College, Bommnahal
Hosur Road Bengaluru - 560 068

and adult periodontitis in Indian population (Region wise)

© Shall develop knowledge, skill in the science and practice of Oral Implantology
© Shall develop teaching skill in the field of Periodontology and Oral Implantology

SKILL

©*Take a* proper clinical history, thorough examination intra orally, extra orally, medical history evaluation, advice essential diagnostic procedures and interpret them to come to a reasonable diagnosis

©Effective motivation and education regarding periodontal disease and maintenance after the treatment

©Perform both non-surgical & education regarding periodontal disease, maintenance after the treatment

©Perform both non-surgical and surgical procedures independently

©Provide Basic Life Support Service (BLS)

Human values, ethical practice & communication abilities

© Adopt ethical principles in all aspects of treatment modalities, Professional honesty & integrity are to be fostered. Develop Communication skills to make awareness regarding periodontal disease Apply high moral and ethical standards while carrying out human or animal research, Be humble, accept the limitations in his/her knowledge and skill, and ask for help from colleagues when needed, Respect patients rights and privileges, including patients right to information and right to seek a second opinion.

Course Contents

Applied Anatomy:

1. Development of the Periodontium
2. Micro and Macro structural anatomy and biology of the periodontal tissues
3. Age changes in the periodontal tissues
4. Anatomy of the Periodontium
   - ©Macroscopic and microscopic anatomy
   - ©Blood supply of the Periodontium
   - ©Lymphatic system of the Periodontium
   - ©Nerves of the Periodontium
5. Temporomandibular joint, Maxillae and Mandible

Dean and Director
The Oxford Dental College, Bommnahalli
Hosur Road Bengaluru - 560 068

9. Oral Medicine and Radiology

Oral Medicine is that specialty of dentistry concerned with the basic diagnostic procedures and techniques useful in recognizing the diseases of the oral tissues of local and constitutional origin and their medical management.

Radiology is a science dealing with x-rays and their uses in diagnosis and treatment of diseases in relation to orofacial diseases.

2. Course contents

Prosthodontics

To train dental graduates so as to ensure higher competence in both general and special area of Prosthodontics and prepare a candidate for teaching, research and clinical abilities including prevention and after care in prosthodontics including crown and bridge-and implantology.

General Objectives of the Course:

© Training programme in Prosthodontic dentistry including Crown & Bridge & Implantology is structured to achieve knowledge and skill in theoretical and clinical laboratory, attitude, communicative skills and ability to research with understanding of social, cultural, education and environmental background of the society

© To have acquired adequate knowledge and understanding of applied basic and systematic medical science knowledge in general and particular to head and neck.

© The postgraduates will be able to provide Prosthodontic therapy for patients with competence and working knowledge with understanding of applied medical, behavioral and clinical science that are beyond the treatment skills of the general BDS graduate and MDS graduate of other specialties to demonstrate evaluative and judgment skills in making appropriate decisions regarding prevention, treatment aftercare and referral to deliver comprehensive care to patients.

Knowledge

The candidate should possess knowledge applied basic and systematic medical sciences.

© On human anatomy, embryology, histology, applied in general and particular to head and neck, Physiology & Biochemistry, Pathology and microbiology, virology, Health and diseases of various systems of the body (systemic) principles in surgery and medicine, Pharmacology, Nutrition,

Dean and Director
The Oxford Dental College, Bommnahalli
Hosur Road Bengaluru - 560 068

behavioral Science, Age changes, genetics, Immunology, Congenital defects and syndrome and Anthropology, Bioengineering, Bio-medical and Biological Principle and application Dental material science

© Ability to diagnose and plan treatment for patients requiring a Prosthodontic therapy

© Ability to read and interpret a radiograph and other investigations for the purpose of diagnosis treatment planning.

© Tooth and tooth surface restorations, Complete denture prosthodontics, removable partial dentures Prosthodontics, fixed prosthodontics and maxillofacial and Craniofacial Prosthodontics, implants supported Prosthodontics, T.M.J, and occlusion, craniofacial esthetic, and biomaterials. Craniofacial disorders , problems of psychogenic origin.

© Age changes and Prosthodontic Therapy for aged.

© Ability to diagnose failed restoration and provide Prosthodontic therapy and after care.

© Should have essential knowledge on ethics, laws and Jurisprudence and forensic odontology in Prosthodontics

© General health conditions and emergency as related to prosthodontics treatment,

© Identify social, cultural, economic, environmental, educational and emotional determinants of the patient and consider them in planning the treatment.

© Identify cases, which are outside the area of his specialty/ competence and refer them to appropriate specialists.

© Advice regarding case management involving surgical, interim treatment etc.

© Competent specialization in team management of craniofacial design.

© Should attend continuing education programmes, seminars and conferences related to prosthodontics in thus updating himself/herself.

© Teach and guide his / her team, colleague and other students.

© Should be able to use information technology tools and carry out research basic and clinical, with the aims of publishing his/ her work and presenting his/her work at various scientific forums.

© Should have essential knowledge of personal hygiene, infection control, prevent of cross infection and safe disposal of waste, keeping in view the risks of transfer of Hepatitis & HIV

© Should have an ability to plan to establish Prosthodontic clinic/department in a teaching hospital

Dean and Director
The Oxford Dental College, Bommnahalli
Hosur Road Bengaluru - 560 068

© Should have a sound knowledge for the application of pharmacology, effects of drugs on oral tissues and systems of the body and on medically compromised individuals.

Skills

© The candidate should be able to examine the patients requiring Prosthodontic therapy, investigate the patient systemically, analyze the investigation results,

radiography, diagnose the ailment, plan a treatment, communicate it with the patient and execute it.

© Understand the prevalence and prevention of diseases of craniomandibular system related to Prosthetic dentistry.

© The candidate should be able to restore the lost functions of the stomatognathic system namely speech, mastication etc to provide a quality health care for craniofacial region

© The candidate should be able to interact with other speciality including a medical speciality for a planned team management of patients for a craniofacial and oral acquired and congenital defects, Temporomandibular joint syndromes, esthetics, Implant supported Prosthetics and problems of Psychogenic origin,

© Should be able to demonstrate the clinical competence necessary to carry out appropriate treatment at higher level of knowledge, training and practice skills currently available in their specialty area.

© Identify target diseases and awareness amongst the population for Prosthodontic therapy.

© Perform clinical and Laboratory procedure with understanding of biomaterials, tissue conditions related to prosthesis and have competent dexterity and skill for performing clinical and laboratory procedures in fixed, removable, implant and maxillofacial TMJ, esthetics Prosthodontics.

© Laboratory technique management based on skills and knowledge of Dental Materials and dental equipment and instruments,

© To understand demographic distribution and target diseases of Cranio mandibular region related to Prosthodontic including crown & bridge and implantology.

Attitudes

© Adopt ethical principles in all Prosthodontic practice. Professional honesty and integrity are to be fostered. Treatment to be delivered irrespective of social status, caste, creed or religion of patient.

© Willing to share the knowledge and clinical experience with professional colleagues.

Dean and Director
The Oxford Dental College, Bommnahalli
Hosur Road Bengaluru - 560 068

(2) Part II (3 papers of 100 Marks):-

(i) Paper-I: 2 long essay questions of 25 marks each and 5 short essays of 10 marks each. (Total of 100 Marks)

(ii) Paper-II: 2 long essay questions of 25 marks each and 5 short essays of 10 marks each. (Total of 100 Marks)

(iii) Paper III: 2 out of 3 essay questions (50 x 2 = 100 Marks)

Practical and Clinical Examination : 200 Marks

Viva-voce and Pedagogy : 100 Marks

B. Practical/Clinical - 200 Marks
1. Case Presentation
a) Long case - 20 marks
b) Short case — 10 marks
2. Clinical Hematology (any two investigations) - 20 Marks
Hb%, bleeding time, clotting time, Total WBC count, Differential WBC count and ESR
3. Smear Presentation - 20 marks
4. Cytology or microbial smear and staining
5. Paraffin sectioning and H & E Staining - 30 Marks
6. Histopathology slide discussion - 100 Marks
C. Viva Voce 100 Marks
i. Viva-Voce examination: 80 marks
All examiners will conduct viva-voce conjointly on candidate's comprehension, analytical approach, expression, interpretation of data and communication skills. It includes rill components of course contents. It includes presentation and discussion on dissertation also.
iii. Pedagogy Exercise: 20 marks
A topic is given to each candidate in the beginning of clinical examination. He/she is asked to make a presentation on the topic for 8-10 minutes

PUBLIC HEALTH DENTISTY

122

Dean and Director
The Oxford Dental College, Bommnahalli
Hosur Road Bengaluru - 560 068

Objectives

At the end of 3 years of training the candidate should be able to: Knowledge

© apply basic sciences knowledge regarding etiology, diagnosis and management of the prevention, promotion and treatment of all the oral conditions at the individual and community level.

© Identify social, economic, environmental and emotional determinants in a given individual patient or a community for the purpose of planning and execution of Community Oral Health Program.

© Ability to conduct Oral Health Surveys in order to identify all the oral health problems affecting the community and find solutions using multi - disciplinary approach. © Ability to act as a consultant in community Oral Health, teach, guide and take part in research (both basic and clinical), present and publish the outcome at various scientific conferences and journals, both national and international level.

Skills

The candidate should be able to

1. Take history, conduct clinical examination including all diagnostic procedures to arrive at diagnosis at the individual level and conduct survey of the community at state and national level of all conditions related to oral health to arrive at community diagnosis. Plan and perform all necessary treatment, prevention and promotion of Oral Heal at the individual and community level.
2. Plan appropriate Community Oral Health Program, conduct the program and evaluate, at the community level.
3. Ability to make use of knowledge of epidemiology to identify causes and appropriate preventive and control measures.
4. Develop appropriate person power at various levels and their effective utilization.
5. Conduct survey and use appropriate methods to impart Oral Health Education.
6. Develop ways of helping the community towards easy payment plan, and followed by evaluation for their oral health care needs.
7. Develop the planning, implementation, evaluation and administrative skills to carry out successful community Oral Health Programs.

Values:

1. Adopt ethical principles in all aspects of Community Oral Health Activities.
2. To apply ethical and moral standards while carrying out epidemiological researches.
3. Develop communication skills, in particular to explain the causes and prevention of oral diseases to the patient.
4. Be humble and accept the limitations in his knowledge and skill and to ask for help from colleagues when

123

Dean and Director
The Oxford Dental College, Bommanahalli
Hosur Road Bengaluru - 560 068

needed and promote teamwork approach.

5. Respect patient's rights and privileges including patients right to information and right to seek a second opinion.

Course Contents:

Paper I: Applied Basic Sciences

I. Applied Anatomy and Histology

A. Applied Anatomy in relation to:

Development of face
Bronchial arches
Muscles of facial expression
Muscles of mastication
TMJ
Salivary gland
Tongue
Salivary gland
Tongue
Hard and soft palate
Infratemporal fossa
Paranasal air sinuses
Pharynx and larynx
Cranial and spinal nerves- with emphasis on trigeminal, facial, glossopharyngeal and hypoglossal nerve
Osteology of maxilla and mandible
Blood supply, venous and lymphatic drainage of head and neck
Lymph nodes of head and neck
Structure and relations of alveolar process and edentulous mouth
Genetics-fundamentals

B. Oral Histology

Development of dentition, Innervations of dentin and pulp
Periodontium-development, histology, blood supply, nerve supply and lymphatic drainage
Oral mucous membrane

Dean and Director
The Oxford Dental College, Bommnahal...
Hosur Road Bengaluru - 560 068

1. Public Health
- Definition, concepts and philosophy of dental health
- History of public health in India and at international level
- Terminologies used in public health

2. Health
- Definition, concepts and philosophy of health
- Health indicators
- Community and its characteristics and relation to health

3. Disease
- Definition, concepts.
- Multifactorial causation, natural history, risk factors
- Disease control and eradication, evaluation and causation, infection of specific diseases
- Vaccines and immunization

4. General Epidemiology
- Definition and aims, general principles
- Multifactorial causation, natural history, risk factors
- Methods in epidemiology, descriptive, analytical, experimental and classic epidemiology of specific diseases, uses of epidemiology
- Duties of epidemiologist
- General idea of method of investigating chronic diseases, mostly non-infectious nature, epidemic, endemic, and pandemic.
- Ethical conversation in any study requirement
- New knowledge regarding ethical subjects
- Screening of diseases and standard procedures used

5.Environmental Health:
- Impact of important components of the environment of health
- Principles and methods of identification, evaluation and control of such health hazards
- Pollution of air, water, soil, noise, food
- Water purification, international standards of water
- Domestic and industrial toxins, ionizing radiation
- Occupational hazards
- Waste disposal- various methods and sanitation

6. Public Health Education:
- Definition, aims, principles of health education
- Health education, methods, models, contents, planning health education programs

Dean and Director
The Oxford Dental College, Bommnahalli
Hosur Road Bengaluru - 560 068

7. Public Health Practice and Administration System In India
8. Ethics and Jurisprudence
- Basic principles of law
- Contract laws- dentist - patient relationships & Legal forms of practice
- Dental malpractice
- Person identification through dentistry
- Legal protection for practicing dentist.
- Consumer protection act

9. Nutrition In Public Health:
- Study of science of nutrition and its application to human problem e Nutritional surveys and their evaluations

e Influence of nutrition and diet on general health and oral health, dental caries, periodontal disease and oral cancers
- Dietary constituents and carcinogenicityGuidelines for nutrition

lO. Behavioral Sciences:
- Definition and introduction
- Sociology: social class, social group, family types, communities and social relationships, culture, its effect on oral health.
- Psychology: definition, development of child psychology, anxiety, fear and phobia, intelligence, learning, motivation, personalities, fear, dentist-patient relationship, modeling and experience

11 Hospital Administration:
- Departmental maintenance, organizational structures
- Types of practices
- Biomedical waste management

12..Health Care Delivery System:
- International oral health care delivery systems - Review
- Central and state system in general and oral health care delivery system if any
- National and health policy
- National health programme
- Primary health care - concepts, oral health in PHC and its implications
- National and international health organizations
- Dentists Act 1928, Dental council of India, Ethics, Indian Dental Association
- Role of W.H.O. and Voluntary organizations in Health Care for the Community

13. Oral Biology And Genetics:
A detailed study of cell structure

Dean and Director
The Oxford Dental College, Bommnahalli
Hosur Road Bangaluru - 560 068

ORTHODO NTICS & DENTOFACIAL ORTHOPAEDICS

The training programme in Orthodontics is to structure and achieve the following four objectives K**nowledge of**

1. The dynamic interaction of biologic processes and mechanical forces acting on the stomatognathic system during orthodontic treatment
2. The etiology, pathophysiology, diagnosis and treatment planning of various common Orthodontic problems
3. Various treatment modalities in Orthodontics preventive interceptive and corrective.
4. Basic sciences relevant to the practice of Orthodontics
5. Interaction of social, cultural, economic, genetic and environmental factors and their relevance to management of oro - facial deformities
6. Factors affecting the long-range stability of orthodontic correction and their management
7. Personal hygiene and infection control, prevention of cross infection and safe disposal of hospital waste, keeping in view the high prevalence of Hepatitis and HIV and other highly contagious diseases.

Skills

1. To obtain proper clinical history, methodical examination of the patient, perform essential diagnostic procedures, and interpret them and arrive at a reasonable diagnosis about the Dentofacial deformities.
2. To be competent to fabricate and manage the most appropriate appliance - intra or extra oral, removable or fixed, mechanical or functional, and active or passive - for the treatment of any orthodontic problem to be treated singly or as a part of multidisciplinary treatment of orofacial deformities.

Attitudes:

1. Develop an attitude to adopt ethical principles in all aspects of Orthodontic practice.
2. Professional honesty and integrity are to be fostered
3. Treatment care is to be delivered irrespective of the social Status, cast, creed or colleagues
4. Willingness to share the knowledge and clinical experience with professional colleagues
5. Willingness to adopt, after a critical assessment, new methods and techniques of orthodontic management developed from time to time based on scientific research, which are in the best interest of the patient
6. Respect patients rights and privileges, including patients right to information and right to seek a second opinion
7. Develop attitude to seek opinion from allied medical and dental specialists as and when required

Communication skills

Dean and Director
The Oxford Dental College, Bommnahalli
Hosur Road Bengaluru - 560 068

© Stages of child development.

© Theories of psychological development.

© Management of child in orthodontic treatment.

© Management of handicapped child.

© Motivation and Psychological problems related to malocclusion / orthodontics

© Adolescent psychology

© Behavioral psychology and communication

XV. Diagnostic procedures and treatment planning in orthodontics

© Emphasis on the process of data gathering, synthesis and translating it into a treatment plan

© Problem cases - analysis of cases and its management

© Adult cases, handicapped and mentally retarded cases and their special problems

© Critique of treated cases. Cephalometrics

© Instrumentation

© Image processing

© Tracing and analysis of errors and applications

© Radiation hygiene

© Advanced Cephalometrics techniques

© Comprehensive review of literature

© Video imaging principles and application.

XVII. Practice management in Orthodontics

© Economics and dynamics of solo and group practices

© Personal management

© Materials management

© Public relations

© Professional relationship

© Dental ethics and jurisprudence

© Office sterilization procedures

© Community based Orthodontics.

XVIII.Clinical Orthodontics Myofunctional Orthodontics:

© Basic principles

© Contemporary appliances - their design and manipulation

© Case selection and evaluation of the treatment results

© Review of the current literature.

Dean and Director
The Oxford Dental College, Bomma
Hosur Road Bengaluru - 560 068

4 Problem solving - a hypothetical oral health situation existing in a community is given with sufficient data. The student as a specialist in community dentistry is expected to suggest practical solutions to the existing oral health situation of the
given community.
(50 Marks -1 Hour)
C. Viva Voce 100 Marks
i. Viva-Voce examination: 80 marks
All examiners will conduct viva-voce conjointly on candidate's comprehension, analytical approach, expression, interpretation of data and communication skills. It includes all components of course contents. It includes presentation and discussion on dissertation
also.
ii. Pedagogy Exercise: 20 marks
A topic be given to each candidate in the beginning of clinical examination. He/she is asked to make a presentation on the topic for 8-10 minute.

PEDIATRIC DENTISTRY

At the end of 3 years of training the candidate should be able to
1. Create not only a good oral health in the child but also a good citizen tomorrow.
2. Instill a positive attitude and behavior in children
3. Understand the principles of prevention and preventive dentistry right from birth to adolescence

4. Guide and counsel the parents in regards to various treatment modalities including different facets of preventive dentistry
5. Prevent and intercept developing malocclusion
Skills
1. Obtain proper clinical history, methodological examination of the child patient, perform essential diagnostic procedures and interpret them, and arrive at a reasonable diagnosis and treat appropriately
2. Be competent to treat dental diseases which are occurring in child patient.
3. Manage to repair and restore the lost tooth structure to maintain harmony between both hard and soft tissues of the oral cavity.
4. Manage the disabled children effectively and efficiently, tailored to the needs of individual requirement and conditions.
Attitudes
1. Develop an attitude to adopt ethical principles in all aspects of Pedodontic practice.
2. Professional honesty and integrity are to be fostered

Dean and Director
The Oxford Dental College, Bommanahalli
Hosur Road, Bengaluru - 560 068

3. Treatment care is to be delivered irrespective of the social status, cast, creed, and religion of the patients.
4. Willingness to share the knowledge and clinical experience with professional colleagues.
5. Willingness to adopt, after a critical assessment, new methods and techniques of Pedodontic management developed from time to time, based on scientific research, which are in the best interest of the child patient.
6. Respect child patient's rights and privileges, including child patients right to information and right to seek a second opinion.
7. Develop an attitude to seek opinion from allied medical and dental specialities, as and when required

Course contents
1. Applied Anatomy & genetics
2. Applied Physiology
3. Applied Pathology
4. Nutrition and Die tics

5. Growth & Development: Prenatal and postnatal development of cranium, face, jaws, teeth and supporting structures. Chronology of dental development and development of occlusion. Dimensional changes in dental arches. Cephalometric evaluation of growth.
6. Child Psychology: Development & Classification of behavior, personality, intelligence in children, theories of child psychology, stages of psychological child development, fear anxiety, apprehension dt its management
7. Behavior Management: Non- pharmacological 8b Pharmacological methods.
8. Child Abuse & Dental Neglect
9. Conscious Sedation, Deep Sedation 8s General Anesthesia in Pediatric Dentistry: (Including Other Drugs, Synergic & Antagonistic Actions of Various Drugs Used in Children
10. Preventive Pedodontics: Concepts, chair bide preventive measures for dental diseases, high-risk caries including rampant & extensive caries - Recognition, Features & Preventive Management, Pit and Fissures Sealants, Oral Hygiene measures, Correlation of brushing with dental caries and periodontal diseases. Diet 8s Nutrition as related to dental caries. Diet Counseling
11. Dental Plaque: Definition, Initiation, Pathogenesis, Biochemistry, and Morphology' & Metabolism.
12. Microbiology & Immunology as related to Oral Diseases in Children. Basic concepts, immune system in human body, Auto Immune diseases, Histopathology, Pathogenesis, Immunology of dental caries, Periodontal diseases. Tumors, Oral Mucosal lesions etc.
13. Gingival 8s Periodontal diseases in Children:

137

Dean and Director
The Oxford Dental College, Bommnahalli
Hosur Road Bengaluru - 560 068

Viva-voce and Pedagogy : 100 Marks

B. Practical / Clinical Examination : 200 Marks

No	Exercise	Marks allotted	Approximate time
1	Functional appliance, • case discussion, bite registration, fabrication and delivering of the appliance	50	1 hour 1 hour
2	III stage mechanics/ Bonding/ arch wire fabrication	50	1 hour 30 min
3	Display of case records (a minimum of 5 patients to be presented with all the records)	75	1 hour
4	Long cases	25	2 hours

C Viva Voce : 100 Marks

i. Viva-Voce examination: 80 marks

All examiners will conduct viva-voce conjointly on candidate's comprehension, analytical approach expression, interpretation of data and communication skills. It includes all components of course contents. It includes presentation and discussion on dissertation also.

ii. Pedagogy Exercise: 20 marks

A topic is given to each candidate in the beginning of clinical examination. He/she is asked t make a presentation on the topic for 8-10 minute

ORAL AND MAXILLOFACIAL PATHOLOGY; AND ORAL MICROBIOLOGY

objectives

© To train a post graduate dental surgeon so as to ensure higher competence in both general and special pathology dealing with the nature of oral diseases, their causes, processes and effects.

© An oral pathologist is expected to perform routine histopathological evaluation of specimens relating to oral and perioral tissues, to carry out routine diagnostic procedures including hematological, cytological, microbiological, Immunological and ultrastructural investigations.

© He/she is expected to have an understanding of current research methodology, collection and interpretation of data, ability to carry out research projects on clinical and/or epidemiological aspects,

Dean and Director
The Oxford Dental College, Bommanahalli
Hosur Road Bengaluru - 560 068

Systemic diseases affecting oral cavity

. Approach: Seminars & Slide discussions. Record notebook to be maintained. Training in histopathology slide reporting.

Experimental aspects of Oral diseases

Approach: Posting is desirable in Centers where animal experimentation is carried out to familiarize with laboratory technique's, upkeep & care of experimental animals.

Recent advances in Oral Pathology.

Approach: Update of knowledge in Oral Pathology through study of recent journals & Internet browsing.

Journal Clubs & Group discussions

Academic activities

© Library assignment to be submitted at the end of 6 months © Commencement of dissertation work © Journal clubs and seminars to be presented by every PG student © Clinicopathological discussions once in a month by every PG student © To attend interdepartmental meetings.

© Lecture and practical classes and slide discussions to be taken for II BDS students in oral and dental anatomy, dental histology and oral physiology. © Year ending examination (theory and practical) to be conducted by the college.

IIIRD YEAR

© Non-neoplastic disorders of salivary glands.

© Bone pathology

© Physical and chemical injuries, allergic and Immunological diseases.

© Cysts of odontogenic origin

© Oral manifestations of systemic diseases

Approach

To be covered as seminars Slide discussions of the same Record book to be maintained

Academic activities

© Visit to center out Animal experimentation to familiarize with Laboratory techniques, upkeep and care of animals

© Completion of Dissertation work and submission of the same, six months before the Final Examination

© Study of Journals, Internet Browsing, and group discussions, to update knowledge in the recent advances in Oral Pathology

© Lecture and Practical demonstrations for third B.D.S students in Oral pathology and Microbiology

© Reporting of histopathology slides

© Journal clubs and Seminars to be presented by every post graduate student twice a month

© Clinicopathological discussions by every student once in a month

© To attend Interdepartmental meetings.

Monitoring learning Progress

CHILDREN'S EDUCATION SOCIETY (Regd.)
THE OXFORD DENTAL COLLEGE
(Recognized by the Govt. of Karnataka, Affiliated to Rajiv Gandhi University of Health Sciences, Karnataka & Recognised by Dental Council of India, New Delhi)
Bommanahalli, Hosur Road, Bangalore – 560 068.
Ph: 080-61754680 Fax : 080 – 61754693E-mail:deandirectortodc@gmail.com
Website: www.theoxford.edu

Activity Report- Gender Equality

Camp at Hombigowda Girl's High School

Objective: To train Post graduate students in educating the school children about Gender Equity.

Dates: 23 December 2016

Time: 10.00 am

Location: Hombigowda Girl's School, Wilson Garden

Organized by: Department of Public Health Dentistry, The Oxford Dental College.

Beneficiaries: Class 8, 9 and 10 standard girl students of Hombigowda Girl's School

Methodology: Awareness programme through lecture and screening.

Description: The Department of Public Health Dentistry conducted an awareness programme at Hombigowda Girl's School on 23 December 2016, from 10 am onwards. Around 12 post graduate students of Department of Public health Dentistry and 1 staff participated in this awareness programme. They conducted a dental check-up for the students of class 8, 9 and 10. The post graduates also gave a lecture about oral hygiene importance and maintenance. They also spoke about general hygiene of young girls. The post graduate students also gave a talk about realizing their dreams and their worth and encouraged them to achieve as per their actual potential. They told the students about the importance of celebrating their success and raised awareness against bias. They further spoke the importance carving a positive self-image and increasing their self-confidence. This would help them in the future to develop the ability to think critically. They also spoke about the importance of education, which would provide economic independence in the future.

PRINCIPAL
The Oxford Dental College
Bommanahalli, Hosur Road,
Bangalore - 560 068.



The post graduate students who participated in the awareness program



The school students undergoing oral screening

CHILDREN'S EDUCATION SOCIETY (Regd.)
THE OXFORD DENTAL COLLEGE
(Recognized by the Govt. of Karnataka, Affiliated to Rajiv Gandhi University of Health Sciences, Karnataka & Recognised by Dental Council of India, New Delhi)
Bommanahalli, Hosur Road, Bangalore – 560 068.
Ph: 080-61754680 Fax : 080 – 61754693E-mail:deandirectortodc@gmail.com
Website: www.theoxford.edu

Dental Camp at Ruva Foundation

Objective: Is to sensitize children about gender equality, human value and oral hygiene.

Date: 5th March 2017

Time: 10.00 am

Venue: Ruva Foundation Orphanage, Sarjapura Road.

Audience/ Beneficiaries: School children

Methodology: Awareness programme through dental camp

Description: The post graduate students of Department of Public Health Dentistry, Oxford Dental College in collaboration with Ruva Foundation Orphanage, Sarjapura Road, organized a dental camp on 5th March 2017. One MDS Staff and 5 post graduate students participated in the dental camp. Following the dental camp, students were given oral health education and they were enlightened on gender equality and human values. The children were even briefed on different types of touch (Good touch and bad touch). How to differentiate and how to speak or notify to parents or elders.

PRINCIPAL
The Oxford Dental College
Bommanahalli, Hosur Road,
Bangalore - 560 068.



The Post graduate students, organizers and children who participated in the program



The Post graduate students examining the dental condition of the children

CHILDREN'S EDUCATION SOCIETY (Regd.)
THE OXFORD DENTAL COLLEGE
(Recognized by the Govt. of Karnataka, Affiliated to Rajiv Gandhi University of Health Sciences, Karnataka & Recognised by Dental Council of India, New Delhi)
Bommanahalli, Hosur Road, Bangalore – 560 068.
Ph: 080-61754680 Fax : 080 – 61754693E-mail:deandirectortodc@gmail.com
Website: www.theoxford.edu

Activity Report- Environment and Sustainability

Save Electricity

Objective: To create awareness among students and faculties about saving electricity

Date: 15th May 2017

Time: 10.00 am

Location: Seminar hall, Department of Conservative Dentistry and Endodontic

Organized by: Department of Conservative Dentistry and Endodontic

Audience: Interns, Post graduate Students and Staff.

Speaker: Dr. Champa

Method adopted: Lecture

Materials used: Pamphlets, flyers, banners, models

Description: The Department of Conservative Dentistry and Endodontic arranged an awareness programme about "Save Electricity" on 15th May 2017 at 10.00 am. Around 25 interns and post graduate students participated in the awareness programme. Dr. Champa gave awareness lecture on "Save Electricity". The main purpose of this activity is to recognise an effectively utilized all sources for continuing professional development and lifelong learning. Electricity is one of the most significant sources of energy, utilizing it wisely becomes a vital responsibility of every citizen. Dr Champa has encouraged all to find a way to use less electricity. Took an oath to utilise all sources of electricity to use wisely for betterment of society. The students were informed to switch off the lights of dental chair when they are not working on patients. These small initiatives will help to us and future generations in saving resources and improve our society.

PRINCIPAL
The Oxford Dental College
Bommanahalli, Hosur Road,
Bangalore - 560 068.

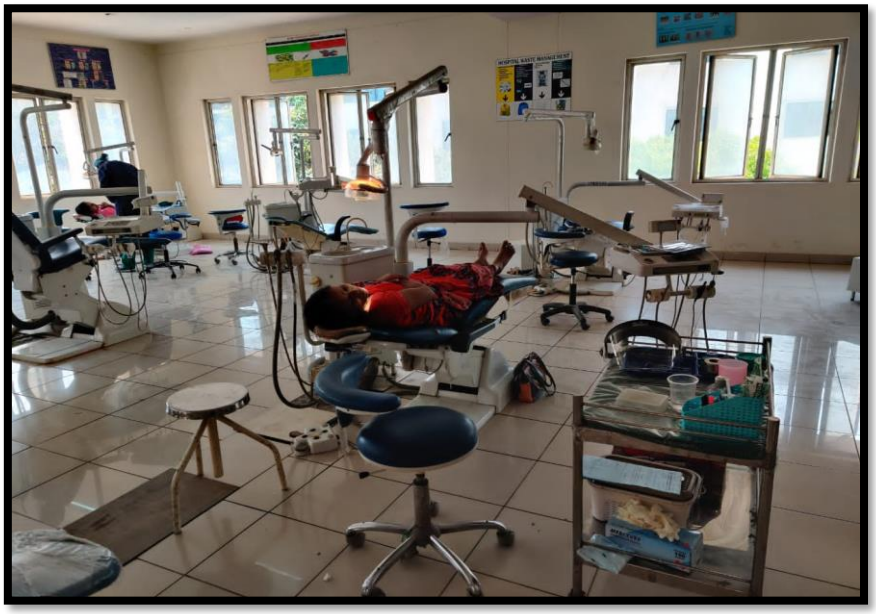

Students taught to "Save electricity when not in use" by switching the dental chair lights



Students taught to "Save electricity when not in use" by switching the dental chair lights

CHILDREN'S EDUCATION SOCIETY (Regd.)
THE OXFORD DENTAL COLLEGE
(Recognized by the Govt. of Karnataka, Affiliated to Rajiv Gandhi University of Health Sciences, Karnataka & Recognised by Dental Council of India, New Delhi)
Bommanahalli, Hosur Road, Bangalore – 560 068.
Ph: 080-61754680 Fax : 080 – 61754693E-mail:deandirectortodc@gmail.com
Website: www.theoxford.edu

Reduce Reuse Recycle

Objective: To create awareness among students and faculties of The Oxford Dental College

Date: 15th June 2017

Time: 10.00 am

Location: Department of Conservative Dentistry & Endodontics

Organized by: Department of conservative dentistry and endodontics

Audience: Interns, Post graduate students and Staff

Speaker: Dr Srirekha

Method adopted: Lecture

Materials used: Pamphlets, flyers, banners, models

Description: The Department of Conservative Dentistry & Endodontics on 15th June 2017 at 10.00 am for organized an awareness programme on 'Reduce Reuse Recycle' for Interns and post graduate students and faculties. Around 25 students and 3 faculties participated in the awareness programme. Dr Srirekha gave awareness lecture on Reduce Reuse Recycle activity. The main purpose of this activity was to create awareness among the students about the importance of reduce, reuse and recycle which helps to cut down the amount of waste we throwaway. She explained how it makes a big difference to recycle and use recycled products and importance of reusing things. She also discussed the benefits of reduce, reuse and recycling of waste such as the reduction in amount of waste into environment, decrease the chances of spreading toxins. The main objective was too lesser the use of newer resources and making more efficient use of already available resources to use multiple times. At the end of the activity, all the students and staff took oath to conserve natural resources and follow the 3R waste hierarchy. A competition was organised for awareness in which the staff and students participated. In the department all the old booster bottles which are attached to all the dental chairs were replaced by coke bottles.

PRINCIPAL
The Oxford Dental College
Bommanahalli, Hosur Road,
Bangalore - 560 068.



Reuse of coke bottle as booster bottle in the department



Staff participating in RRR Competition

CHILDREN'S EDUCATION SOCIETY (Regd.)
THE OXFORD DENTAL COLLEGE
(Recognized by the Govt. of Karnataka, Affiliated to Rajiv Gandhi University of Health Sciences, Karnataka & Recognised by Dental Council of India, New Delhi)
Bommanahalli, Hosur Road, Bangalore – 560 068.
Ph: 080-61754680 Fax : 080 – 61754693E-mail:deandirectortodc@gmail.com
Website: www.theoxford.edu

Activity Report- Human Values

Camp at Arpana CSI School for Special Education

Objective: To train Post graduate students in understanding the needs of children requiring special needs.

Dates: 14th February 2017

Time: 10.00 am to 1.00 pm

Location: Dental College Auditorium

Organized by: Department of Paediatric Dentistry and Preventive Dentistry, The Oxford Dental College.

Resource person: Dr. Shwetha

Beneficiaries: Post graduate students of Department of Paediatric Dentistry and Interns.

Methodology: Awareness programme through lecture and screening.

Description: The Postgraduate students and Interns from the Department Of Paediatric And Preventive Dentistry, attended a dental camp on 14 February 2017, to Arpana CSI School for special education (mentally challenged), Hosur road. Around 5 post graduate students and one MDS staff participated in this programme. In this school dental health programme, they have presented a health talk on oral hygiene methods and done screening for children at the school. Through this awareness programme the post graduate students were sensitized regarding human values which would guide them to consider the human element when they interact with other human beings. Human values like respect, acceptance, consideration, appreciation, listening, affection, empathy and love can be imbibed in the students by participating in dental camps and interacting with people with special needs.

PRINCIPAL
The Oxford Dental College
Bommanahalli, Hosur Road,
Bangalore - 560 068.



The post graduate students and the children who participated in the awareness program

CHILDREN'S EDUCATION SOCIETY (Regd.)
THE OXFORD DENTAL COLLEGE
(Recognized by the Govt. of Karnataka, Affiliated to Rajiv Gandhi University of Health Sciences, Karnataka & Recognised by Dental Council of India, New Delhi)
Bommanahalli, Hosur Road, Bangalore – 560 068.
Ph: 080-61754680 Fax : 080 – 61754693E-mail:deandirectortodc@gmail.com
Website: www.theoxford.edu

World Health Day Celebration

Objective: To train Post graduate students, Faculty in educating and training them in listening to patients and detect depression in patients.

Dates: 13th April 2017

Time: 10.00 am to 1.00 pm

Location: Dental College Auditorium

Resource person: Dr. Shashidhara

Organized by: Department of Public Health Dentistry, The Oxford Dental College.

Beneficiaries: Post graduate students and Faculty of The Oxford Dental College.

Methodology: Awareness programme through lecture.

Description: On the occasion of **World Health Day, 2017** a theme based program was organized by Department of Public Health Dentistry, The Oxford Dental College, Hospital And Research Centre, Bommanahalli on "**Depression – Let's Talk"** on 13th April, 2017. Around 18 staff and 30 post graduate students attended the programme. The guest speaker was Dr. Shashidhara. H.N., Psychiatrist (special grade) Department of Psychiatry, NIMHAHS, Bangalore. The speaker enlightened us on a major public health problem that the world is facing that is depression. He further highlighted on depression causes, effects, social stigma related to it and various ways of countering it. The speaker also explained that anxiety and depression are often comorbid with each other and are commonly associated with long standing chronic medical conditions. He spoke that effective recognition and treatment may be associated with functional improvement in the medical disorders. The speaker explained that paying careful attention to the development of anxiety and depression may have an positive impact. So, through this lecture, the speaker tried to explain to the oost graduate students that, as an primary health care individual it is very important to understand and incorporate human values into our day to day practice.

PRINCIPAL
The Oxford Dental College
Bommanahalli, Hosur Road,
Bangalore - 560 068.



Dr. Chaitanya Babu welcome the guest speaker, Dr. Shashidhara H.N



The post graduate students interacting with the speaker during the programme

CHILDREN'S EDUCATION SOCIETY (Regd.)
THE OXFORD DENTAL COLLEGE
(Recognized by the Govt. of Karnataka, Affiliated to Rajiv Gandhi University of Health Sciences, Karnataka & Recognised by Dental Council of India, New Delhi)
Bommanahalli, Hosur Road, Bangalore – 560 068.
Ph: 080-61754680 Fax : 080 – 61754693E-mail:deandirectortodc@gmail.com
Website: www.theoxford.edu



The audience attending the awareness program

CHILDREN'S EDUCATION SOCIETY (Regd.)
THE OXFORD DENTAL COLLEGE
(Recognized by the Govt. of Karnataka, Affiliated to Rajiv Gandhi University of Health Sciences, Karnataka & Recognised by Dental Council of India, New Delhi)
Bommanahalli, Hosur Road, Bangalore – 560 068.
Ph: 080-61754680 Fax : 080 – 61754693E-mail:deandirectortodc@gmail.com
Website: www.theoxford.edu

Activity Report- Health Determinants

Implementing Activities on Cessation of Tobacco

Objective: To train Post graduate students, Faculty in educating and training patients in cessation of use of tobacco.

Dates: 22 & 23 September 2016

Time: 10.00 am to 1.00 pm

Location: Dental College Auditorium

Resource person: Dr. Pratima Murthy

Organized by: Department of Public Health Dentistry, The Oxford Dental College.

Beneficiaries: Post graduate students and Faculty of The Oxford Dental College, Bangalore, along with NSS volunteers

Description: The Department of Public Health Dentistry, The Oxford Dental College organised a Tobacco Cessation programme, on 22/09/16 and 23/09/16. Total of 8 staff and 18 post graduate participated in this programme. A team of doctors from NIMHANS were invited to give a lecture to the NSS volunteers, Post graduate students and faculty of Oxford Dental College. They trained them on techniques of educating, methods of counselling and methods of cessation of tobacco for the patients for two days. Dr. Pratima Murthy, Professor and HOD Department of Psychiatry NIMHANS was the guest speaker, who enlightened the students and staffs on a major health problem that the world is facing that is tobacco addiction. She spoke on this global issue and mentioned that tobacco is a major preventable cause of premature death and disease affecting all nations. She taught all the attendees the importance of encouraging the cessation of use of tobacco and ways to help the community. She emphasized that it is necessary to promote tobacco cessation to reduce morbidity and mortality related tobacco use.

PRINCIPAL
The Oxford Dental College
Bommanahalli, Hosur Road,
Bangalore - 560 068.



Dr. Pratima Murthy delivering a lecture to the



The audience undergoing training on Tobacco cessation

CHILDREN'S EDUCATION SOCIETY (Regd.)
THE OXFORD DENTAL COLLEGE
(Recognized by the Govt. of Karnataka, Affiliated to Rajiv Gandhi University of Health Sciences, Karnataka & Recognised by Dental Council of India, New Delhi)
Bommanahalli, Hosur Road, Bangalore – 560 068.
Ph: 080-61754680 Fax : 080 – 61754693E-mail:deandirectortodc@gmail.com
Website: www.theoxford.edu

Hepatitis B Vaccination Drive

Objective: To vaccinate the faculty, students and the supporting clinical staff who come in contact with patients or infectious material and are at risk of contracting Hepatitis B disease.

Dates: Dose 1 and Booster dose – 3rd to 6th October, 2016

Dose 2 – 9th to 12th November, 2016

Dose 3 – 4th to 5th April, 2017

Time: 10.30 am to 1.00 pm

Location: Seminar Hall, 3rd floor, Department of Public Health Dentistry

Organized by: Infection Control Committee with Department of Public Health Dentistry, The Oxford Dental College.

Beneficiaries: Teaching and non-teaching faculty, I MDS and I BDS students of The Oxford Dental College, Bangalore.

Manpower used: Members of Infection Control Committee, faculty of Public Health Dentistry, nurses, volunteers (interns).

Materials used: Student Consent Form-Hepatitis B Vaccination, Hepatitis B vaccination register, personnel protective equipment, 2 ml syringes, Hepatitis B vaccine vials, cotton swabs

Description: The Department of Public Health Dentistry, The Oxford Dental College, Bangalore in collaboration with NSS wing organised a Hepatitis B vaccination program for the teaching and non-teaching staff, I year post graduate (MDS) and I year undergraduates (BDS) students of The Oxford Dental College from 3/10/2016 to 05/04/2017.

The program commenced at 10.30 am in the Seminar room, department of Public Health Dentistry. Before providing the vaccination, all the beneficiary students were required to fill in the details in the Consent form - Hepatitis B Vaccination and register at the registration counter. Following this step, the vaccination was provided to the beneficiaries by trained nurses of the college. Total of 20 teaching staff, 17 non-teaching staff, 49 post graduate students and 26 under graduate students participated in this vaccination drive.

PRINCIPAL
The Oxford Dental College
Bommanahalli, Hosur Road,
Bangalore - 560 068.



Students receiving the Hepatitis B vaccination

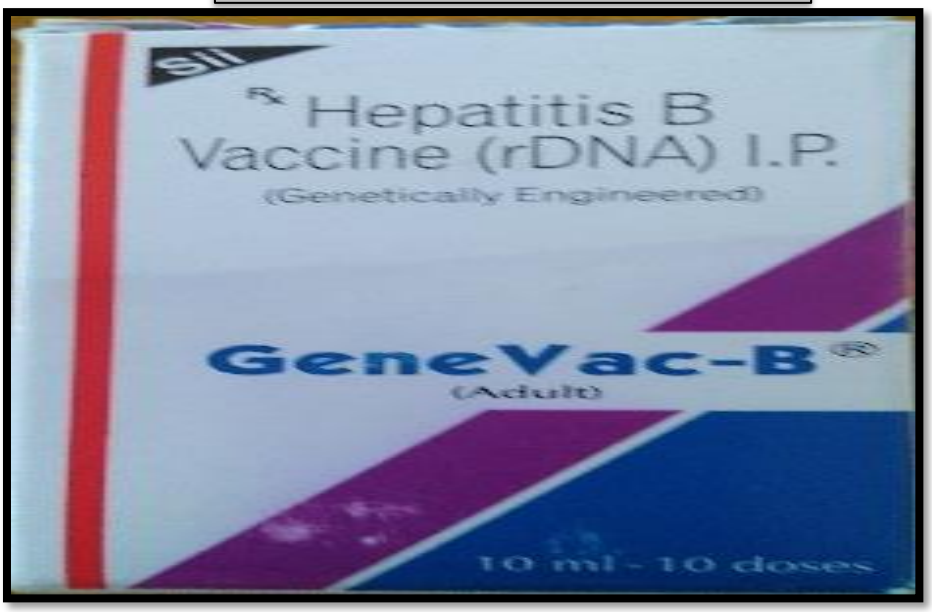

Vial of Hepatitis B vaccine

CHILDREN'S EDUCATION SOCIETY (Regd.)
THE OXFORD DENTAL COLLEGE
(Recognized by the Govt. of Karnataka, Affiliated to Rajiv Gandhi University of Health Sciences, Karnataka & Recognised by Dental Council of India, New Delhi)
Bommanahalli, Hosur Road, Bangalore – 560 068.
Ph: 080-61754680 Fax : 080 – 61754693E-mail:deandirectortodc@gmail.com
Website: www.theoxford.edu

Activity Report- Right to health and emerging demographic issues

Awareness Programme "Healthy Tooth- Happy Child"

Objective: Is to sensitize students about importance of health.

Date: 21st February 2017

Time: 10.00 am

Venue: The Oxford Dental College Auditorium.

Beneficiaries: 4th, 5th, & 6th standard students

Methodology: Awareness programme through Lecture, painting competition.

Description: An awareness program "Healthy tooth-happy child", was conducted by the staff and post graduate students of Department of Pedodontics and Preventive Dentistry on 21st February 2017. Total of 5 MDS staff and 22 post graduate students and 90 school children participated in this program. This program was organized for the School children of Brahmagiri Vidya Mandir, in the auditorium of Oxford Dental College. The program included lecture, quiz, painting competition, oral awareness skits to educate the children about the importance of healthy oral cavity and methods of maintaining it. Emphasis was given to the children's right to health. The children were given Kiddodent toothpastes after attending the program. Through this program the post graduate students also learnt the means of educating children and also creating awareness of right to health.

PRINCIPAL
The Oxford Dental College
Bommanahalli, Hosur Road,
Bangalore - 560 068.



The school children participating in the awareness program



The school children received Kiddodent toothpastes at the end of the program

CHILDREN'S EDUCATION SOCIETY (Regd.)
THE OXFORD DENTAL COLLEGE
(Recognized by the Govt. of Karnataka, Affiliated to Rajiv Gandhi University of Health Sciences, Karnataka & Recognised by Dental Council of India, New Delhi)
Bommanahalli, Hosur Road, Bangalore – 560 068.
Ph: 080-61754680 Fax : 080 – 61754693E-mail:deandirectortodc@gmail.com
Website: www.theoxford.edu

Dental Camp at Government High School

Objective: Is to sensitize students about importance of health.

Date: 17th January 2017

Time: 10.00 am

Venue: Government High School, Chamrajpet

Beneficiaries: School students

Resource person: Dr. Madhusudhan

Methodology: Awareness programme through Lecture and dental camp.

Description: An awareness programme was conducted by the staff and post graduate students of Department of Public Health Dentistry on 17th January 2017. This programme was organized for the School children of Government High School, Chamrajpet. One MDS Staff and 6 post graduate students participated in this camp. The programme included lecture followed by dental camp, to educate the children about the importance of healthy oral cavity and methods of maintaining it. Emphasis was given to the children's right to health. The children were given toothpastes after attending the programme. Through this programme the post graduate students also learnt the means of educating children and also creating awareness of right to health.

PRINCIPAL
The Oxford Dental College
Bommanahalli, Hosur Road,
Bangalore - 560 068.



The school children participating in the awareness programme



Post graduate students educating the school children about oral hygiene

CHILDREN'S EDUCATION SOCIETY (Regd.)
THE OXFORD DENTAL COLLEGE
(Recognized by the Govt. of Karnataka, Affiliated to Rajiv Gandhi University of Health Sciences, Karnataka & Recognised by Dental Council of India, New Delhi)
Bommanahalli, Hosur Road, Bangalore – 560 068.
Ph: 080-61754680 Fax : 080 – 61754693E-mail:deandirectortodc@gmail.com
Website: www.theoxford.edu

Activity Report- Professional Ethics

White Coat Ceremony

Objective: Is to sensitize students about professional ethics and human values before Entering the clinical departments.

Date: 3rd February 2017

Time: 10.00 am

Venue: The Oxford Dental College Auditorium

Resource person: Dr. Suresh Patil and Dr. Manjunath

Audience/ Beneficiaries: III yr BDS students

Methodology: Lecture

Description: "White coat ceremony" was held for 3rd BDS students (2017-18) Batch on 3/2/2017, before the commencement of their 3rd year Clinical Postings. Total of 87 under graduate students and 8 staff participated in the programme. The chief guests invited were Dr. Suresh Patil and Dr. Manjunath. The students were given a brief talk regarding ethical principles that need to be followed during treatment planning and implementation. Many other topics were spoken about by the various speakers. The Dental faculty, Dr. Shobha spoke on "Patient communication". She gave a brief insight into the importance of a dentist's communication skills while speaking to the patient. The chief guest, Dr. Suresh Patil spoke on "Patient Management". He enlightened the students about maintaining professional honesty and ethics. Dr. Manjunath, spoke about "Sterilization and disinfection protocols". He emphasized on the importance of following the proper sterilization and disinfection protocols before providing treatment to patients in order to avoid cross infection among the patients. Dr. Srikanth then spoke on "Discipline in students", wherein he briefed the students about patient's rights and privileges including patient's right to information. He also mentioned about the responsibilities of a clinician, professional ethics one must follow and importance to be given to human values while planning and executing the treatment.

PRINCIPAL
The Oxford Dental College
Bommanahalli, Hosur Road,
Bangalore - 560 068.



Chief Guests- Dr. Suresh Patil and Dr. Manjunath being Falicitated by Dr. Priya Subramaniam, Principal of The Oxford Dental College



3rd year BDS Students, Chief Guests, Principal and faculty who participated in the White Coat Ceremony

CHILDREN'S EDUCATION SOCIETY (Regd.)
THE OXFORD DENTAL COLLEGE
(Recognized by the Govt. of Karnataka, Affiliated to Rajiv Gandhi University of Health Sciences, Karnataka & Recognised by Dental Council of India, New Delhi)
Bommanahalli, Hosur Road, Bangalore – 560 068.
Ph: 080-61754680 Fax : 080 – 61754693E-mail:deandirectortodc@gmail.com
Website: www.theoxford.edu

Orientation for I Year BDS Students

Objective: Is to introduce students to professional ethics and human values as they Enter the professional course.

Date: 3rd October 2016

Time: 10.00 am

Venue: The Oxford Dental College Auditorium

Resource person: Dr. Preeti

Audience/ Beneficiaries: I yr BDS students

Methodology: Lecture

Description: An orientation programme was organised on 3/10/2016 for the 1st BDS students in our college auditorium by Dr. Preeti. In this event all the 100 fresh students and their parents or the local guardians and 9 MDS Staffs were present at the event. The programme commences with an invocation by seeking the blessings of the Lord Almighty, followed by lighting of lamp by the dignitaries on the Dias. Our Principal delivers the welcome address followed by our Chairman's speech regarding the insight of the college and finally the chief guest of the day addressed the students with regard to the course, etc. Finally, the programme ended with vote of thanks, followed by high tea for all the students, parents and staff. Later the students attended the orientation class in the lecture hall in the 7 th floor regarding the various subjects they will be introduced to during the BDS course. The various departments Dentistry involves and the various treatments provided in the respective departments. The students are also briefed about the importance of maintaining professional ethics while providing treatment. They were also briefed about human values, right to health and information. The entire event ended with the distributed of files and brochures of the college to all of the students.

PRINCIPAL
The Oxford Dental College
Bommanahalli, Hosur Road,
Bangalore - 560 068.



The chief guest addressing the BDS students



First year BDS students attending the Orientation programme

CHILDREN'S EDUCATION SOCIETY (Regd.)
THE OXFORD DENTAL COLLEGE
(Recognized by the Govt. of Karnataka, Affiliated to Rajiv Gandhi University of Health Sciences, Karnataka & Recognised by Dental Council of India, New Delhi)
Bommanahalli, Hosur Road, Bangalore – 560 068.
Ph: 080-61754680 Fax : 080 – 61754693E-mail:deandirectortodc@gmail.com
Website: www.theoxford.edu

2017-18

This is to certify that the following programs were conducted by various departments of The Oxford Dental College, under Cross cutting issues in the academic year 2017-18.

SL. No.	Cross Cutting Issues	Date	Name of event
1.	Gender Equality	11-3-2018	Women's Day celebration
		18,22-1-2018	Dental Camp at Aashakirana Nele: A Caring home for destitute children
2.	Environmental & sustainability	14-3-2018	Environment Awareness programme
		10-8-2017	Training in Infection control and biomedical waste management
3.	Human values	18-10-2017	World Elder's Day
		20-11-2017	Anti-Ragging programme
4.	Health determinants	23-1-2018	Blood donation camp
		2 to 4-11-2017	Hepatitis B Vaccination drive
5.	Right to health	8-3-2018	Dental camp at Inspiro Day care
		9-10-2018	Dental Camp at Sri Chaitanya Techno School
6.	Prof. Ethics	20-9-2017	White coat ceremony
		6-12-2017	Orientation for 1st year BDS Students
		13-1-2018	Professional ethics, Negligence, Legal Aspects

PRINCIPAL
The Oxford Dental College
Bommanahalli, Hosur Road,
Bangalore - 560 068.



Revised Ordinance Governing

BACHELOR OF DENTAL SURGERY (BDS)

Degree Course 2011

RAJIV GANDHI UNIVERSITY OF HEALTH SCIENCES KARNATAKA

4th 'T' Block, Jayanagar, Bangalore 560041

Dean and Director
The Oxford Dental College, Bommnahalli
Hosur Road Bengaluru - 560 068

CHILDREN'S EDUCATION SOCIETY (Regd.)
THE OXFORD DENTAL COLLEGE
(Recognized by the Govt. of Karnataka, Affiliated to Rajiv Gandhi University of Health Sciences, Karnataka & Recognised by Dental Council of India, New Delhi)
Bommanahalli, Hosur Road, Bangalore – 560 068.
Ph: 080-61754680 Fax : 080 – 61754693E-mail:deandirectortodc@gmail.com
Website: www.theoxford.edu

CONTENTS

NOTIFICATION
SECTION I: Goals of Education and Training in Dental Science of RGUHS
SECTION II: Aims and Objectives of BDS Course
SECTION III: Regulation Relating to BDS Course
SECTION IV: B. D.S course Syllabus

I BDS

I. General Human Anatomy including Embryology and Histology.
ii. General Human Physiology , Biochemistry, Nutrition and Deities.
iii. Dental Anatomy, Embryology and Oral Histology.
iv. Dental Materials.
v. Preclinical Prosthodontics and Crown & Bridge.

II BDS

I. General Pathology and Microbiology.
ii. General and Dental Pharmacology and Therapeutics.
iii. Dental Materials.
iv. Preclinical Conservative Dentistry.
v. Preclinical Prosthodontics and Crown & Bridge.
vi. Oral Pathology & Oral Microbiology.

III BDS

I. General Medicine.
ii. General Surgery.
iii. Oral Pathology and Oral Microbiology.
iv. Conservative Dentistry & Endodontics.
v. Oral & Maxillofacial Surgery.
vi. Oral Medicine and Radiology
vii. Orthodontics & Dentofacial Orthopaedics.
viii. Paediatric & Preventive Dentistry.
ix. Periodontology.
x. Prosthodontics and Crown & Bridge.
xi. Public Health Dentistry.

IV BDS

I. Orthodontics & Dentofacial Orthopaedics.
ii. Oral Medicine and Radiology.
iii. Paediatric & Preventive Dentistry.
iv. Periodontology.
v. Oral & Maxillofacial Surgery.
vi. Prosthodontics and Crown and Bridge.
vii. Conservative Dentistry & Endodontics.
viii. Public Health Dentistry.

SECTION V: Ethics in Dentistry

Dean and Director
The Oxford Dental College, Bommnahali
Hosur Road Bengaluru - 560 068

SECTION *II*

AIMS AND OBJECTIVE OF BDS COURSE

Aims

The dental graduates during training in the institutions should acquire adequate knowledge, necessary
skills and such attitudes which are required for carrying out all the activities appropriate to general dental practice involving the prevention, diagnosis and treatment of anomalies and diseases of the teeth, mouth, jaws and associated tissues. The graduate should also understand the concept of community oral heath education and be able to participate in the rural health care delivery programmes
existing in the country.

Objectives

The objectives are dealt under three headings namely (a) knowledge and understanding (b) skills and (c) attitudes.

a. Knowledge and understanding
The graduate should acquire the following during the period of training.

1. Adequate knowledge of the scientific foundations on which dentistry is based and good understanding of various relevant scientific methods, principles of biological functions and should be able to evaluate and analyse scientifically various established facts and data.

2. Adequate knowledge of the development, structure and function of the teeth, mouth and jaws and associated tissues both in health and disease and their relationship and effect on general-state of health and also the bearing on physical and social well-being of the patient.

3. Adequate knowledge of clinical disciplines and methods, which provide a coherent picture of anomalies, lesions and diseases of the teeth, mouth and jaws and preventive, diagnostic and therapeutic aspects of dentistry.

4. Adequate clinical experience required for general dental practice.

5. Adequate knowledge of biological function and behaviour of persons in health and sickness as well as the influence of the natural and social environment on the state of health so far as it affects dentistry.

2

Dean and Director
The Oxford Dental College, Bommnahalli
Hosur Road Bengaluru - 560 068

b. Skills

A graduate should be able to demonstrate the following skills necessary for practice of dentistry.

1. Able to diagnose and manage various common dental problems encountered in general dental practice, keeping in mind the expectations and the right of the society to receive the best possible treatment available wherever possible.

2. Acquire skill to prevent and manage complications if encountered while carrying out various dental surgical and other procedures.

3. Possess skill to carry out required investigative procedures and ability to interpret laboratory findings.

4. Promote oral health and help to prevent oral diseases wherever possible.

5. Competent in control of pain and anxiety during dental treatment.

c. Attitudes

A graduate should develop during the training period the following attitudes.

1. Willing to apply current knowledge of dentistry in the best interest of the patients and the community.

2. Maintain a high standard of professional ethics and conduct and apply these in all aspects of professional life.

3. Seek to improve awareness and provide possible solutions for oral health problems and needs throughout the community.

4. Willingness to participate in the continuing education programmes to update knowledge and professional skills from time to time.

5. To help and to participate in the implementation of national health programmes.

Dean and Director
The Oxford Dental College, Bommanahalli
Hosur Road, Bangalore - 560 068

SECTION V

ETHICS IN DENTISTRY

Introduction

There is a definitie shift now from the traditional patient and doctor relationship and delivery of dental care. With the advances in science and technology and the increasing needs of the patient, theirs families and community, there is a concern for the health of the community as a whole . There is a shift to greater accountability to the society. Dental specialists like the other health professionals are confronted with many ethical problems. It is therefore absolutely necessary for each and every one in the health care delivery to prepare themselves to deal with these problems. To accomplish this and develop human values, it is desired that all the trainess undergo ethical sensitization by lectures or discussion on ethical issues, discussion of cases with an important ethical component.

Course content:

Introduction to Ethics

- What is ethics?
- What are values and norms?
- How to form a value system in one's personal and professional life?
- Hippocratic oath.
- Declaration of Helsinki, WHO declaration of Geneve, International code of ethics, D.C.I.Code of ethis.

Ethics of the Individual

The patient as a person
Right to be respected
Truth and confidentiality
Autonome of decision
Doctor Patient relationship

Professional Ethics

Code of conduct
Contract and confidentiality
Charging of fees, fee splitting
Prescription of drugs
Over-investigating the patient
Malpractice and negligence

Dean and Director
The Oxford Dental College, Bommnah
Hosur Road Bengaluru - 560 0

Research Ethics:

Animal and experimental research/humanness
Human experimentation
Human volunteer research-informed consent
Drug trials

Ethical workshop of cases
Gathering all scientific factors
Gathering all value factors
Identifying areas of value-conflict, setting of priorities
Working out criteria towards decisions

Recommended Reading:

Francis C.M., Medical Ethics, I Ed. 1993, Jaypee Brothers, New Delhi p.189.

Dean and
The Oxford Dental College,
Hosur Road, Bangaluru - 560

III BDS
ORAL MEDICINE AND RADIOLOGY

THEORY: 20 HOURS **PRACTICALS: 70 HOURS**
MUST KNOW
III YEAR ORAL MEDICINE THEORY: 12 HOURS

1. Introduction to Oral Medicine- Definition Scope and Clinical Applications	1 hour
2. Principles of oral diagnosis - Definitions. - Importance of diagnosis and various types of diagnosis - Case history and components. - Physical examination methodologies - general examination, extra oral & neck examination , intra oral examination - Concepts of provisional diagnosis, differential diagnosis. - Clinical chair side investigations and radiological investigations, exfoliative cytology; hematological, microbiological, histopathological investigations. - Special investigations --biochemical, sialochemical studies, serology, immunological studies. - Final /confirmed diagnosis. - Formulation of treatment plan & prognosis - Referral for opinions. Examination of swelling, ulcer, erosions, sinus, fistula, pigmented lesions, red and white mucosal lesions, pain, TMJ, and lymphnodes Procedures for post-mortem dental examination; maintaining dental records and their use in dental practice and post mortem identification; jurisprudence and ethics.	3hour
3. Regressive alterations of teeth, Developmental malformations, discoloration of teeth.	1 hour
4. Priniciples, procedures, and protocol for asepsis, sterilisation, infection control.	1 hour
5. Oral sepsis and its effect on general system. Inflammation- injury, infection and spread of infection, facial space infections, osteoradionecrosis.	1 hour
6. Periapical Diseases, And Diseases Of Dental Pulp, Diagnosis Of Dental Caries, Periodontal Diseases Such As Gingival Hyperplasia, Gingivitis, Periodontitis, Pyogenic Granuloma	1 hour
7. Differential diagnosis of orofacial pain: i. Pain arising from diseases of orofacial tissues like teeth, pulp, gingival and periodontal tissues, mucosa, tongue, muscles, blood vessels, lymph nodes, bone, paranasal sinuses, salivary glands etc.	2 hour

97

Dean and Director
The Oxford Dental College, Bommnahal
Hosur Road Bengaluru - 560 068

IV BDS
PERIODONTOLOGY

Teaching Hours: Theory: 50 Hours

Sl. No.	Topic	Expected to know	Hours
1.	Classification of periodontal diseases	Need and scientific basis, classification of gingival and periodontal diseases- world workshop 1999.	1
2.	Risk Factors	Definition, Risk factors for periodontal diseases. Smoking and periodontal diseases, Role of Stress factors	1
3.	Genetic factors	Genetic factors associated with periodontal disease	1
4.	Host Response	Mechanism of initiation & progression of Periodontal disease, Basic concepts , cells, Mast cells, Neutrophils, macrophages, Lymphocytes, Immunoglobulins, complement, Immune Mechanisms and Cytokines in brief. Stages in gingivitis - Initial, early established, advanced Periodontal disease activity continuous paradigm, random burst and asynchronous multiple burst hypothesis	2
5.	Furcation involvement	Furcation involvement Various Classifications, prognosis and management.	1
6.	Bone loss patterns	Bone loss and patterns of bone destruction in periodontal disease	1
7.	Diagnosis	Routine procedures, methods of probing types of probes. -case history Halitosis, Etiology and treatment.	2 1
8.	Radiographic aids	Radiographs aids in the diagnosis of periodontal diseases	1
9.	Advanced diagnostic aids	Advanced diagnostic aids - Their role in brief	1
10.	Prognosis	Definition, types, purpose and factors	1
11.	Treatment plan	Factors to be considered	1
12.	Rationale for periodontal therapy	Regeneration, Repair, Re-attachment, New attachment	1

122

Dean and Director
The Oxford Dental College, Bommnahalli
Hosur Road Bengaluru - 560 068

23.	Microsurgery	Periodontal Microsurgery in brief, Electrosurgery, cryosurgery	1
24.	Splints	Periodontal splints - purpose, classification- principles of splinting	1
25.	Trauma from Occlusion (TFO)	definition, types, histopathological changes, role in periodontal disease, measures of management	1
26.	Implants	Definition, Types, Scope, biomaterials used. Periodontal considerations such as implant-gingiva and implant-bone interface. Implant failure, Peri-implantitis and management. Advanced surgical techniques	3
27.	Periodontal medicine	PDL infection associated with various systemic Diseases.	1
28.	Host modulation therapy	Principles, Agents used	1
29.	Lasers	Lasers in periodontal therapy	1
30.	Supportive periodontal therapy	Definition, Rationale. Patient Classification Factors affecting S P T; Implant maintenance	1
31.	Pharmacotherapy	Periodontal dressings ; antibiotics and antiinflammatory drugs - local drug delivery	1
32.	Pulpo-periodontal Lesions	Pulpo-periodontal involvement - Routes of Spread of infection management	1
33.	Evidence based decision making	Assessing evidence, implementing evidence based decisions in clinical practice	1
34.	Patient management	Ethical, legal and practical issues in the management of periodontal patients	1

Dean and Director
The Oxford Dental College, Bommnahalli
Hosur Road Bengaluru - 560 068

IV BDS
ORTHODONTICS AND DENTOFACIAL ORTHOPEDICS

Course Details -IV Year B.D.S

TEACHING HOURS:

Mode of Teaching	IV Year B.D.S
Theory	30 Hours
Clinical	100 Hours
Total	130 Hours

MUST KNOW

IV YEAR - COURSE SYLLABUS:

Sl. No.	Subjects	Hours
1.	General Principles in Orthodontic Treatment Planning of Dental and Skeletal Malocclusions	1 Hour
2.	Anchorage in Orthodontics - Definition, Classification, Types and Stability of Anchorage	2 Hours
3.	Biomechanical Principles in Orthodontic Tooth movement a. Different types of tooth movements b. Tissue response to orthodontic force application c. Age factor in orthodontic tooth movement	2 Hours
4.	Preventive Orthodontics a. Definition b. Different procedures undertaken in preventive orthodontics and their limitations Interceptive Orthodontics a. Definition b. Different procedures undertaken in interceptive procedure c. Serial Extraction: Definition, indications, contra-indication, technique, advantages and disadvantages d. Role of muscle exercise as an interceptive orthodontics	Will Be Covered by Departme nt of Pedodont ia
5.	Corrective orthodontics a. Definition, factors to be considered during treatment planning b. Model analysis: Pont's, Ashley Howe's, Bolton, Careys, Moyer's Mixed Dentition Analysis	2 Hours

Dean and Director
The Oxford Dental College, Bomma...
Hosur Road, Bengaluru - 560 068

c. Anterior open bite and deep bite d. Cross bite	
13. Principle, Differential Diagnosis and Methods of Treatment of: a. Midline diastema b. Cross bite c. Open bite d. Deep bite e. Spacing f. Crowding g. Class II - Division 1, Division 2 h. Class III - Malocclusion - True and Pseudo Class III	3 Hours
14. Retention and Relapse Definition, Need for retention, Causes of relapse, Methods of retention, Different types of retention devices, Duration of retention, Theories of retention	2 Hours
15. Ethics	1 Hour
16. Genetic in Orthodontics	1 Hour
17. Computers in Orthodontics	1 Hour
18. Adult Orthodontics in brief	1 Hour

CLINICALS AND PRATICALS IN ORTHODONTICS DURING IV B.D.S - 130 Hours

CLINICAL TRAINING DURING IV B.D.S

1. Case History Training
2. Case Discussion
3. Discussion on the given topic
4. Cephalometric tracings
   a. Down's Analysis
   b. Steiner's Analysis
   c. Tweed's Analysis

PRATICAL TRAINING DURING IV YEAR B.D.S

1. Adam's Clasp on Anterior teeth Gauge 0.7mm
2. Modified Adam's Clasp on upper arch Gauge 0.7mm
3. High Labial bow with Apron spring on upper arch
   (Gauge of Labial bow - 0.9mm, Apron Spring - 0.3mm)
4. Coffin spring on upper arch Gauge 1mm
5. Appliance Construction in Acrylic
   a. Upper and lower Hawley's Appliance
   b. Upper Hawley's with Anterior bite plane
   c. Upper Habit breaking Appliance

Dean and Director
The Oxford Dental College, Bommnahalli
Hosur Road Bengaluru - 560 068

IV BDS
PEDIATRIC AND PREVENTIVE DENTISTRY

Lectures
Theory
IV Year: 45 Hours

Practicals/Clinics:
IV Year: 100 Hours

IV YEAR PEDODONTICS AND PREVENTIVE DENTISTRY: 45 HOURS

Sl. No.	Subjects	Hours
1.	Child Psychology Definition Importance of understanding child psychology in pedodontics Theories Psychological development from birth through adolescence Dental fear, anxiety and their management, types of cry Application of psychology principles in dental management Psychological disorders including anorexia, bulimia Child Abuse and Neglect	4 hours
2.	Behaviour Management Definition Classification and types of behaviour Factors influencing child behaviour Non-pharmacological management of behaviour Pharmacological management of behaviour: Pharmacological principles in pediatric dentistry-drug dosage formulae Analgesics, anti inflammatory and antibiotics commonly prescribed for children Conscious sedation including nitrous oxide-oxygen inhalation anaesthesia	5 hours
3.	Fluorides Historical background Systemic fluorides-availability, agents, concentrations, advantages and disadvantages Topical fluorides-agents, composition, methods of application both for professional and home use, advantages and disadvantages Mechanism of action and its anti cariogenic effect Fluoride toxicity and its management De fluoridation techniques	4 hours

Dean and Director
The Oxford Dental College, Bommnahalli
Hosur Road Bengaluru - 560 068

Levels and types of prevention Preventive measures: Minimal Intervention Pit and fissure sealants Preventive resin restorations (PRR, CARR) Newer agents available for caries prevention and re mineralization Caries vaccine	
11. Nanodentistry- introduction, principles and technique -an outline	1 hour
12. Dental health education and school dental health programmes	1 hour
13. Importance of Dental Home	1 hour
14. Dental emergencies in children and their management	1 hour
15. Setting up of Paediatric dental practice including ethics	1 hour

PRACTICALS / CLINICS

1. Student is trained to arrive at proper diagnosis by following a scientific and systematic procedure of history taking and examination of orofacial region. Training is also imparted in management whenever possible.

2. In view of the above each student shall maintain a record of work done, which shall be evaluated for marks at the time of university examination.

3. The following is the minimum prescribed work:

Pre-clinical (III Year)
Drawing of individual primary teeth morphology
Preparation of various cavity designs on typhodont teeth and extracted primary and permanent teeth
Fabrication of habit breaking appliances
Clinical exercises (IV Year)
Case History Recording and Treatment Planning
Communication and Management of child patient
Preventive measures - oral prophylaxis, topical fluoride application
Restoration of carious teeth using different materials
Extraction of primary teeth

Dean and Director
The Oxford Dental College, Bommnahalli
Hosur Road Bengaluru - 560 068

IV BDS
PROSTHODONTICS, CROWN AND BRIDGE INCLUDING IMPLANTOLOGY

Teaching Hours:
Clinical:
III year :70 hours
IV year 300 hours

Theory:
III year :30 hours
IV year :80 hours

IV PROSTHODONTICS THEORY: 30 HOURS

Sl. No.	Subjects	Hours
1.	Relating the patient to the articulator Articulators - articulators based on theories of occlusion - articulators based on the type of record used for their adjustment Selection of Articulator for complete dentures - Hanau articulator - Whip mix articulator - Dentatus articulator	1 hour
2.	Selecting artificial teeth for edentulous patient Anterior tooth selection Pre extraction guides size of the anterior teeth form of the anterior teeth The dentogenic concept in selecting artificial teeth Posterior tooth selection Bucco lingual width of posterior teeth mesiodistal length of posterior teeth cervico Occlusal Length of Posterior Teeth types of posterior teeth according to materials types of posterior teeth according to cusp inclines	1 hour
3.	Preliminary Arrangement Of Artificial Teeth Guides for preliminarily arranging anterior teeth Relationship to incisive papilla factors governing the anteroposterior position of the dental arch	1 hour

Dean and Director
The Oxford Dental College, Bommanahalli
Hosur Road, Bengaluru - 560 068

Finishing, cementing and maintenance of crowns and bridges Laser and high speed.	
IMPLANTS	
34. Osseo integrated - Supported prosthesis. Introduction and scope advantages and disadvantages. Classification Applied material science, patient Evaluation pre-surgical preparation treatment plan, applied Linical, surgical and Laboratory Procedure . Osseointegrated supporting prosthesis occlusion, esthetics, insertion and maintenance. Examination, diagnosis and treatment planning and other clinical and Laboratory procedures	5 hours
35. Maxillofacial Prosthesis Restoration of congenital and acquired oral and para-oral Defects. (Facial Prostheses, including implant support Maxillo Facial prosthesis). Splints Obturators Carriers Bruxism and management of occlusal attrition	5 hours
36. Miscellaneous Patient and practice management in Prosthodontic clinic Ethics, Law, Jurisprudence an Forensic Odontology - in Prosthodontic practice Assistants - Laboratories and clinic Communication methods - Technician work Authorization, methods and legality	5 hours
37. Emergencies in Prosthodontics During impression recording in Partially, Completely Edentulous Situation and Maxillofacial Defects. Precautions and management of traumatic accidents in tooth preparation use vasoconstrictor in anaesthetic solutions and retraction cords. ill fitting dentures Broken clasps, facings Broken prosthesis Swallowing Prosthesis General Management of elderly and C.V.S. and immuno compromised patients.	2 hours

Dean and Director
The Oxford Dental College, Bommnahalli
Hosur Road Bengaluru - 560 068

IV BDS
ORAL AND MAXILLOFACIAL SURGERY

IV year BDS Theory: 50 hours

1.	Dento-alveolar surgery	Trans alveolar extraction Impacted teeth: General factors, incidence, etiology Classification and indications Assesment: clinical & radiological Anaesthetic considerations Surgical procedure Impacted maxillary third molar & Impacted Canine	1 hour 4 hours
2.	Endodontic surgery	Introduction, classification, apicectomy, replantation	
3.	Infections of the oral cavity	Introduction, microbiology, anatomy of fascial spaces, course of odontogenic infections, Spread of infection, classification, clinical features, management Dentoalveolar abscess, ludwigs angina osteomyelitis and ORN. Hepatitis B and HIV	4 hours
4.	Cystic lesions of jaws	Definition, classification and pathogenesis Diagnosis, clinical features, radiological, aspiration biopsy, use of contrastmedia and histopathology Management-types of surgical procedures, and complications	3 hours
5.	Oral Implantology	Principles of implantology	2 hours
6.	Ethics		1 hour
7.	Preprosthetic surgery	Introduction, aims, classification Corrective procedures - hard & soft tissues Ridge extension and augmentation procedures	2 hours
8.	Diseases of maxillary Sinus	Surgical anatomy, Acute & chronic sinusitis	1 hour
		Oro antral fistula & Surgical approach for sinus	1 hour

166

Dean and Director
The Oxford Dental College, Bommnahalli
Hosur Road Bengaluru - 560 068

IV BDS

PUBLIC HEALTH DENTISTRY

Theory: 45 hours Clinical/Practical:150 hour

Sl.No.	Topic	No. of hours	Year of study
1.	**PUBLIC HEALTH** i. General Epidemiology:-definition,objectives,methods	2	IV BDS
	ii.Environment Health: -Concepts,principles,protection, sources,purification environmental sanitation of water disposal of waste sanitation,then role in mass disorders	2	
	iii. Health Education: -Definition,concepts,principles,methods, and health education aids	2	
	iv.Public Health Administration: -Priority,establishment, manpower,private practice management, hospital management.	2	
	v.Ethics and Jurisprudence: Professional liabilities,negligence, malpractice, consents, evidence, contrasts, and methods of identification in forensic dentistry.	2	
	vi.Behavior sciences:Definition of sociology,anthropology and psychology and their in dental practice and community.	2	
	vii. Health care delivery system: Center and state, oral health policy,primary health care, national programmes, health organizations.	2	
2.	**Dental Public Health**		
	i. Definition and difference between community and clinical health.	2	
	ii. Nutrition in oral diseases	2	
	iii. Delivery of dental care: Dental auxiliaries, operational and non-operational, incremental and comprehensive health care, school dental health Planning & Evaluation	4 1	
	iv. Payments of dental care: Methods of payments and dental insurance, government plans	2	
3.	**Preventive Dentistry** i. Definition, Levels, role of individual community and profession, fluorides in dentistry, plaque control programmes. ii. Prevention of dental caries Prevention of periodontal disease Prevention of oral cancer Prevention of malocclusion Atraumatic Restorative Treatment(ART) Occupational Hazards Evidence Based Dentistry(EBD)	5 6	

Dean and Director
The Oxford Dental College, Bommnahalli
Hosur Road Bengaluru - 560 068

III BDS
PERIODONTOLOGY

Knowledge:

- To have adequate knowledge and understanding of the etiology, pathophysiology, diagnosis & treatment planning of various periodontal problems.
- To have understood the periodontal surgical principles like pre and post surgical management of periodontal diseases.
- Essential knowledge of personal hygiene and infection control, prevention of cross infection and safe disposal of hospital waste keeping in view the high prevalence of infectious disease

Skills

- To obtain proper clinical history, examination of the patient, perform diagnostic procedures and order essential laboratory tests and interpret them and to arrive at a provisional diagnosis about the periodontal condition.
- To perform with competence various periodontal nonsurgical procedures. To treat non- surgically the various periodontal diseases.

Attitude:

- Periodontal surgical care is to be delivered irrespective of the social status, caste, creed or religion of the patient.
- Willing to share the knowledge and clinical experience with professional colleagues.
- Respect patient right and privileges, including patients right to information and right to seek a second opinion.

115

Dean and Director
The Oxford Dental College, Bomma
Hosur Road Bengaluru - 560 068

9.	Chemotherapeutic agents	Various chemotherapeutic agents used in periodontal therapy	1
10.	Gingival Diseases	Localised & generalize diseases gingivitis. Papillary, marginal and diffused gingivitis. Etiology, pathogenesis clinical signs, symptoms and management of-Plaque-associated gingivitis Systemically aggravated gingivitis (Sex hormones,Drugs and systemic diseases) Necrotizing ulcerative gingivitis Desquamative gingivitis associated with Lichen planus, Pemphigoid pemphigus and other Vesic ulob ullous lesions.Allergic gingivitis Infective gingivitis - Herpetic, bacterial and candidial, pericoronitis. Gingival diseases in childhood	2
11.	Gingival enlargement	Types of Gingival enlargement (Classification and differential diagnosis)	2
12.	Epidemiology of Periodontal disease	Definition of index, Incidence, Prevalence. Classification of indices.(Irreversible & reversible) Deficiencies of earlier indices used in Periodontics Detailed understanding of Sillness & Loe Plaque index, Loe and Sillness gingival index, CPITN & CPI.Prevalence of periodontal diseases in India and ther countries. Public Health significance (All these topics are covered at under community dentistry. Hence the topics may be discussed briefly however; questions may be asked from the topics for examination).	2
13.	Extension of inflammation from gingiva	Mechanism of spread of Inflammation from Gingival to deeper periodontal structures. Factors that modify the spread	1
14.	AIDS and periodontium	AIDS and periodontium	1

Dean and Director
The Oxford Dental College, Bommnahall
Hosur Road Bengaluru - 560 068

REVISED RGUHS M.D.S. SYLLABUS

APPLICABLE TO MAY- 2018 ADMITTED MDS STUDENTS AND ONWARDS

SECTION I REGULATIONS

1. **Title of the Course:** It shall be called Master of Dental Surgery (MDS).

2. **Branches of Study:** The following are the subjects of specialty for the MDS degree:

   a. **Prosthodontics and Crown & Bridge**
   b. **Periodontology**
   c. **Oral & Maxillofacial Surgery**
   d. **Conservative Dentistry and Endodontics**
   e. **Orthodontics & Dentofacial Orthopedics**
   f. **Oral & Maxillofacial Pathology & Oral Microbiology:**
   g. **Public Health Dentistry**
   h. **Pediatric Dentistry**
   i. **Oral Medicine & Radiology**

3. **Eligibility**

A candidate for admission to the MDS course (Master of Dental Surgery) must have a. recognized degree of BDS (Bachelor of Dental Surgery) awarded by an Indian University in respect of recognized Dental College under Section 10(2) of the Dentists Act, 1948 or an equivalent qualification recognized by the Dental Council of India and should have obtained permanent registration with any of the State Dental Council.

Candidates who possess PG Diploma recognized by the DCI with the duration of 2 years in particular specialty is eligible for admission in MDS in the same specialty and the duration will be 2 years. The syllabus of the two years programme i.e PG- Diploma will be as per the existing DCI/university guidelines.

Dean and Director
The Oxford Dental College, Bommnahalli
Hosur Road Bengaluru - 560 068

Part-II:

Paper-I: Oral and Maxillofacial Radiology

Paper-II: Oral Medicine, therapeutics and laboratory investigations

Paper-III: Descriptive and analyzing type question

SECTION II

GOALS & OBJECTIVES OF MDS COURSE

Goals:

The goals of postgraduate training in various specialties is to train B.D.S. graduate who will, after successful completion of the course:

© Practice respective specialty efficiently and effectively, backed by scientific knowledge and skill.

© Exercise empathy and a caring attitude and maintain high ethical standards.

© Continue to evince keen interest in continuing professional education in the specialty and allied specialties irrespective of whether in teaching or practice.

© Willing to share the knowledge and skills with any learner, junior or a colleague.

©Develop the faculty for critical analysis and evaluation of various concepts and views, to adopt the most rational approach.

Objectives:

The objective is to train a candidate so as to ensure higher competence in both general and special area of interest and prepare him for a career in teaching, research and specialty practice. A candidate must achieve a high degree of clinical proficiency in the subject matter and develop competence in research and its methodology as related to the field concerned.

The above objectives are to be achieved by the time the candidate completes the course. The objectives may be considered as under -

1. Knowledge (Cognitive domain)
2. Skills (Psycho motor domain)
3. Human values, ethical practice and communication abilities

Knowledge:

Dean and Director
The Oxford Dental College, Bommnahall
Hosur Road Bengaluru - 560 068

© Demonstrate understanding of basic sciences relevant to specialty.

© Describe etiology, pathophysiology, principles of diagnosis and management of common problems within the specialty in adults and children.

© Identify social, economic, environmental and emotional determinants in a given case and take them into account for planning treatment.

© Recognize conditions that may be outside the area of specialty/competence and to refer them to an appropriate specialist.

© Update knowledge by self-study and by attending courses, conferences, seminars relevant to specialty.

© Undertake audit, use information technology and carry out research with the aim of publishing or presenting the work at various scientific gatherings.

Skills:

1. Take a proper clinical history, examine the patient, perform essential diagnostic procedures and order relevant tests and interpret them to come to a reasonable diagnosis about the condition.

2. Acquire adequate skills and competence in performing various procedure required in the specialty.

Human values, ethical practice and communication abilities:

© Adopt ethical principles in all aspects of practice.

© Professional honesty and integrity are to be fostered.

© Patient care is to be delivered irrespective of social status, caste, creed or religion of the patient.

© Develop communication skills, in particular and skill to explain various options available in management and to obtain a true informed consent from the patient

© Provide leadership and get the best out of his team in a congenial working atmosphere.

© Apply high moral and ethical standards while carrying out human or animal research.

© Be humble and accept the limitations in his knowledge and skill and to ask for help from colleagues when needed.

© Respect patient's rights and privileges including patient's right to information and right to seek a second opinion.

SECTION III

COURSE DESCRIPTION OF VARIOUS SPECIALTIES

Dean and Director
The Oxford Dental College, Bommnahalli
Hosur Road Bengaluru - 560 068

Section V Ethics in Dentistry

Introduction: There is a definite shift now from the traditional patient and doctor relation and delivery of dental care. With the advances in science and technology and the increased needs of the patient, their families and community, there is a concern for the health of community as a whole. There is a shift to greater accountability to the society. specialists like the other health professionals are confronted with many ethical problems is therefore absolutely necessary for each and every one in the health care delivery to prepare themselves to deal with these problems. To accomplish this and develop human values, it is desired that all the trainees undergo ethical sensitization by lectures or discussion on ethical issues, discussion of cases with an important ethical component.

Course Content: Introduction to ethics -

- What is ethics?
- What. are values and norms?
- How to form a value system in one's personal and professional life? Hippocratic oath.
- Declaration of Helsinki, WHO declaration of Geneva, International code of ethics,
- D.C.I. Code of ethics.

Ethics of the individual -

- The patient as a person.
- Right to be respected
- Truth and confidentiality
- Autonomy of decision
- Doctor Patient relationship

Professional Ethics-

- Code of conduct
- Contract and confidentiality
- Charging of fees, fee splitting
- Prescription of drugs
- Over-investigating the patient
- Malpractice and negligence

Research Ethics -

Animal and experimental research

Human volunteer research-informed consent for trials Drug trials

Ethical workshop of cases Gathering all scientific factors Gathering all value factors

Fortifying areas of value - conflict, setting of priorities Working out criteria towards decisions.

Recommended Reading:

Dean and Director
The Oxford Dental College, Bommnaha
Hosur Road Bengaluru - 560 068

ORAL MEDICINE AND RADIOLOGY

Objectives:

At the end of 3 years of training the candidate should be able to

Knowledge: Theoretical, Clinical and practical knowledge of all mucosal lesions, diagnostic procedures pertaining to them and latest information of imaging modules.

Skills and Attitude: Three important skills need to be imparted

1. . Diagnostic skill in recognition of oral lesions and their management
2. Research skills in handling scientific problems pertaining to oral treatment
3. Clinical and Didactic skills in encouraging younger doctors to attain learning objectives Attitudes:

Positive mental attitude and the persistence of continued learning need to be inculcated

Course Contents

Paper I: Applied Basic Sciences Applied Anatomy

1. Gross anatomy of the face:

a. Muscles of Facial Expression And Muscles Of Mastication
b. Facial nerve
c. Facial artery
d. Facial vein
e. Parotid gland and its relations

2. Neck region:

a. Triangles of the neck with special reference to Carotid, Digastric triangles and midline structures
b. Facial spaces
c. Carotid system of arteries, Vertebral Artery, and Subclavian arteries
d. Jugular system Internal jugular

External jugular

e. Lymphatic drainage
f. Cervical plane
g. Muscles derived from Pharyngeal arches
h. Infratemporal fossa in detail and temporomandibular joint
i. Endocrine glands Pituitary
j. Sympathetic chain
k. Cranial nerves-V, VII, IX, XI, & XII

- Thyroid
- Parathyroid

I. Exocrine glands

- Parotid

Dean and Director
The Oxford Dental College, Bommanahalli
Hosur Road Bengaluru - 560 068

2nd day

Post-surgical review and discussion of the case treated on the 1st day Presentation of dissertation & discussion
All the examiners shall participate in all the aspects of clinical examinations / Viva Voce

Distribution of Marks for Clinical examination (recommended)

a) Long Case discussion	50
b) 2 short cases	50
c) Periodontal surgery	75
d) Post — operative review	25
Total	200

C. Viva Voce: 100 Marks

i. Viva- Voce examination: 80 marks

All examiners will conduct viva-voce conjointly on candidate's comprehension, analytical approach, expression, interpretation of data and communication skills. It includes all components of course contents. It includes presentation and discussion on dissertation also.

ii. Pedagogy: 20 marks

A topic is given to each candidate in the beginning of clinical examination. He/she is asked to make a presentation on the topic for 8-10 minutes

Topic be given to each candidate in the beginning of clinical examination. He/she is asked make a presentation on the topic for 8-10 minutes.

ORAL AND MAXILLOFACIAL SURGERY

Objective :

The training program in Oral and Maxillofacial Surgery is structured to achieve the following four objectives-

© Knowledge
© Skills
©Attitude
© Communicative skills and ability

Knowledge:

© To have acquired adequate knowledge and understanding of the etiology, patho physiology and diagnosis, treatment planning of various common oral and Maxillofacial surgical problems both minor and major in nature.

64

Dean and Director
The Oxford Dental College, Bommanahalli
Hosur Road Bengaluru - 56

© To have understood the general surgical principles like pre and post surgical management, particularly evaluation, post surgical care, fluid and electrolyte management, blood transfusion and post surgical pain management.

© Understanding of basic sciences relevant to practice or oral and maxillofacial surgery.

© Able to identify social, cultural, economic, genetic and environmental factors and their relevance to disease process management in the oral and Maxillofacial region.

© Essential knowledge of personal hygiene and infection control, prevention of cross infection and safe disposal of hospital waste keeping in view the high prevalence of hepatitis and HIV.

Skill

© To obtain proper clinical history, methodical examination of the patient, perform essential diagnostic procedures and order relevant laboratory tests and interpn them and to arrive at a reasonable diagnosis about the surgical condition.

© To perform with competence minor oral surgical procedures and common maxillofacial surgery. To treat both surgically and medically (or by other means of the oral and Maxillofacial and the related area).

© Capable of providing care for maxillofacial surgery patients.

Attitude:

© Develop attitude to adopt ethical principles in all aspect of surgical practice, professional honesty and integrity are to be fostered. Surgical care is to be delivered irrespective of the social status, caste, creed or religion of the patient.

© Willing to share the knowledge and clinical experience with professional colleagues.

© Wiling to adopt new techniques of surgical management developed from time to time based on scientific research which are in the best interest of the patient

© Respect patient's right and privileges, including patients right to information and right to seek a second opinion.

© Develop attitude to seek opinion from an allied medical and dental specialists as and when required.

Communication skills:

© Develop adequate communication skills particularly with the patients giving them the various options available to manage a particular surgical problem and obtain a true informed consent from them for the most appropriate treatment available at that point of time

© Develop the ability to communicate with professional colleagues.

© Develop ability to teach undergraduates.

Course content:

The program outline addresses both the knowledge needed in Oral and Maxillofacial Surgery and allied medical specialties in its scope. A minimum of three years of formal training through a graded system of education as specified will equip the trainee with skill and knowledge at its completion to be able to practice basic oral and Maxillofacial surgeon competently and have the ability to intelligently pursue

Dean and Director
The Oxford Dental College, Bommnahalli
Hosur Road Bengaluru - 560 068

i. Viva-voce examination: 80 marks

All examiners will conduct viva-voce conjointly on candidate's comprehension, analytical approach, expression, interpretation of data and communication skills. It includes all components of course contents. It includes presentation and discussion on dissertation also.

ii. Pedagogy Exercise: 20 marks

A topic be given to each candidate in the beginning of clinical examination. He/she is asked make a presentation on the topic for 8-10 minutes.

CONSERVATIVE DENTISTRY and ENDODONTICS

The following objectives are laid out to achieve the goals of the course. These are to be achieved by the time the candidate completes the course. These objectives may be considered under the following subtitles.

Knowledge

At the end of 36 months of training, the candidates should be able to:

© Describe aeitology, pathophysiology, periapical diagnosis and management of common restorative situations, endodontic situations that will include contemporary management of dental caries, management of trauma and pulpal pathoses including periodontal situations.

© Demonstrate understanding of basic sciences as relevant to conservative / restorative dentistry and Endodontics.

© Identify social, economic, environmental and emotional determinants in a given case or community and take them into account for planning and execution at individual and community level.

© Ability to master differential diagnosis and recognize conditions that may require multi disciplinary approach or a clinical situation outside the realm of the specialty, which he or she should be able to recognize and refer to appropriate specialist.

© Update himself by self-study and by attending basic and advanced courses, conferences, seminars, and workshops in the specialty of Conservative Dentistry- Endodontics-Dental Materials and Restorative Dentistry.

© Ability to teach, guide, colleagues and other students.Use information technology tools and carry out research both basic and clinical with the aim of publishing his/her work and presenting the same at scientific platforms

Skills

© Take proper chair side history, examine the patient and perform medical and dental diagnostic procedures and order as well as perform relevant tests and interpret to them to come to a reasonable diagnosis about the dental condition in general and Conservative Dentistry - Endodontics in particular. And undertake complete patient monitoring including preoperative as well as post operative care of the patient.

Dean and Director
The Oxford Dental College, Bommanahalli
Hosur Road Bengaluru - 560 068

© Perform all levels of restorative work and surgical and non-surgical Endodontics including endodontic endoosseous implants, as well as endodontic-periodontal surgical procedures as part of multidisciplinary approach to clinical condition.
© Provide basic life saving support in emergency situations.
© Manage acute pulpal and pulpo periodontal situations.
© Have a thorough knowledge of infection control measures in the dental clinical environment and laboratories.
Human Values, Ethical Practice and Communication Abilities
© Adopt ethical principles in all aspects of restorative and contemporaries Endodontics" including non-surgical and surgical Endodontics. © Professional honesty and integrity should be the top priority.
© Dental care has to be provided regardless of social status, caste, creed or religion of the patient.
© Develop communication skills- in particular to explain various options available management and to obtain a true informed consent from the patient.
© Apply high moral and ethical standards while carrying on human or animal research .He / She shall not carry out any heroic procedures and must know his limitations in performing all aspects of restorative dentistry including Endodontics. Ask for help from colfeagues or seniors when required without hesitation O Respect patient's rights and privileges including patients right to information.
Course Contents :
Applied Anatomy of Head and Neck
© Development of face, paranasal sinuses and the associated structures and their anomalies, cranial and facial bones, TMJ anatomy and function, arterial and venous drainage of head and neck, muscles of face and neck including muscles of mastication and deglutition, brief consideration of structures and function of brain. Brief consideration of all cranial nerves and autonomic nervous system of head and neck. Salivary glands, Functional anatomy of mastication, deglutition and speech. Detailed anatomy of deciduous and permanent teeth, general consideration in physiology of permanent dentition, form, function, alignment, contact, occlusion.)
© Internal anatomy of permanent teeth and its significance
© Applied histology, histology of skin, oral mucosa, connective tissue, bone cartilage, blood vessels, lymphatics, nerves, muscles, tongue.

Development of Teeth
© Enamel - development and composition, physical characteristics, chemical properties, structure
© Age changes - clinical structure
© Dentin - development, physical and chemical properties, structure type of dentin, innervations, age and functional changes.
© Pulp - development, histological structures, innervations, functions, regressive changes, clinical considerations.

Dean and Director
The Oxford Dental College, Bommanahalli
Hosur Road Bengaluru - 560 068

presentation and discussion on dissertation also.

ii. Pedagogy Exercise: 20 marks

A topic be given to each candidate in the beginning of clinical examination. He/she is asked to make a presentation on the topic for 8-10 minutes.

PERIODONTOLOGY

Objectives

The following objectives are laid out to achieve the goals of the course

Knowledge

© Discuss historical perspective to advancement in the subject proper and related topics

© Describe etiology, pathogenesis, diagnosis and management of common periodontal diseases with emphasis on Indian population

© Familiarize with the biochemical, microbiologic and immunologic genetic aspects of periodontal pathology

© Describe various preventive periodontal measures

© Describe various treatment modalities of periodontal disease from historical aspect to currently available ones

© Describe interrelationship between periodontal disease and various systemic conditions

© Describe periodontal hazards due to iatrogenic causes and deleterious habits and prevention of it

© Identify rarities in periodontal disease and environmental/ Emotional determinates in a given case

© Recognize conditions that may be outside the area of his Speciality/competence and refer them to an appropriate Specialist

© Decide regarding non-surgical or surgical management of the case

© Update him by attending course, conferences and seminars relevant to periodontics or by self-learning process.

© Plan out/ carry out research activity both basic and clinical aspects with the aim of publishing his/her work in scientific journals

© Reach to the public to motivate and educate regarding periodontal disease, its prevention and consequences if not treated

© Plan out epidemiological survey to assess prevalence and incidence of early onset periodontitis

Dean and Director
The Oxford Dental College, Bommanahalli
Hosur Road Bengaluru - 560 068

and adult periodontitis in Indian population (Region wise)

© Shall develop knowledge, skill in the science and practice of Oral Implantology
© Shall develop teaching skill in the field of Periodontology and Oral Implantology

SKILL

©*Take a* proper clinical history, thorough examination intra orally, extra orally, medical history evaluation, advice essential diagnostic procedures and interpret them to come to a reasonable diagnosis

©Effective motivation and education regarding periodontal disease and maintenance after the treatment

©Perform both non-surgical & education regarding periodontal disease, maintenance after the treatment

©Perform both non-surgical and surgical procedures independently

©Provide Basic Life Support Service (BLS)

Human values, ethical practice & communication abilities

© Adopt ethical principles in all aspects of treatment modalities, Professional honesty & integrity are to be fostered. Develop Communication skills to make awareness regarding periodontal disease Apply high moral and ethical standards while carrying out human or animal research, Be humble, accept the limitations in his/her knowledge and skill, and ask for help from colleagues when needed, Respect patients rights and privileges, including patients right to information and right to seek a second opinion.

Course Contents

Applied Anatomy:

1. Development of the Periodontium
2. Micro and Macro structural anatomy and biology of the periodontal tissues
3. Age changes in the periodontal tissues
4. Anatomy of the Periodontium
   - ©Macroscopic and microscopic anatomy
   - ©Blood supply of the Periodontium
   - ©Lymphatic system of the Periodontium
   - ©Nerves of the Periodontium
5. Temporomandibular joint, Maxillae and Mandible

Dean and Director
The Oxford Dental College, Bommnahalli
Hosur Road Bengaluru - 560 068

9. Oral Medicine and Radiology

Oral Medicine is that specialty of dentistry concerned with the basic diagnostic procedures and techniques useful in recognizing the diseases of the oral tissues of local and constitutional origin and their medical management.

Radiology is a science dealing with x-rays and their uses in diagnosis and treatment of diseases in relation to orofacial diseases.

2. Course contents

Prosthodontics

To train dental graduates so as to ensure higher competence in both general and special area of Prosthodontics and prepare a candidate for teaching, research and clinical abilities including prevention and after care in prosthodontics including crown and bridge-and implantology.

General Objectives of the Course:

© Training programme in Prosthodontic dentistry including Crown & Bridge & Implantology is structured to achieve knowledge and skill in theoretical and clinical laboratory, attitude, communicative skills and ability to research with understanding of social, cultural, education and environmental background of the society

© To have acquired adequate knowledge and understanding of applied basic and systematic medical science knowledge in general and particular to head and neck.

© The postgraduates will be able to provide Prosthodontic therapy for patients with competence and working knowledge with understanding of applied medical, behavioral and clinical science that are beyond the treatment skills of the general BDS graduate and MDS graduate of other specialties to demonstrate evaluative and judgment skills in making appropriate decisions regarding prevention, treatment aftercare and referral to deliver comprehensive care to patients.

Knowledge

The candidate should possess knowledge applied basic and systematic medical sciences.

© On human anatomy, embryology, histology, applied in general and particular to head and neck, Physiology & Biochemistry, Pathology and microbiology, virology, Health and diseases of various systems of the body (systemic) principles in surgery and medicine, Pharmacology, Nutrition,

Dean and Director
The Oxford Dental College, Bommnahalli
Hosur Road Bengaluru - 560 068

behavioral Science, Age changes, genetics, Immunology, Congenital defects and syndrome and Anthropology, Bioengineering, Bio-medical and Biological Principle and application Dental material science

© Ability to diagnose and plan treatment for patients requiring a Prosthodontic therapy

© Ability to read and interpret a radiograph and other investigations for the purpose of diagnosis treatment planning.

© Tooth and tooth surface restorations, Complete denture prosthodontics, removable partial dentures Prosthodontics, fixed prosthodontics and maxillofacial and Craniofacial Prosthodontics, implants supported Prosthodontics, T.M.J, and occlusion, craniofacial esthetic, and biomaterials. Craniofacial disorders , problems of psychogenic origin.

© Age changes and Prosthodontic Therapy for aged.

© Ability to diagnose failed restoration and provide Prosthodontic therapy and after care.

© Should have essential knowledge on ethics, laws and Jurisprudence and forensic odontology in Prosthodontics

© General health conditions and emergency as related to prosthodontics treatment,

© Identify social, cultural, economic, environmental, educational and emotional determinants of the patient and consider them in planning the treatment.

© Identify cases, which are outside the area of his specialty/ competence and refer them to appropriate specialists.

© Advice regarding case management involving surgical, interim treatment etc.

© Competent specialization in team management of craniofacial design.

© Should attend continuing education programmes, seminars and conferences related to prosthodontics in thus updating himself/herself.

© Teach and guide his / her team, colleague and other students.

© Should be able to use information technology tools and carry out research basic and clinical, with the aims of publishing his/ her work and presenting his/her work at various scientific forums.

© Should have essential knowledge of personal hygiene, infection control, prevent of cross infection and safe disposal of waste, keeping in view the risks of transfer of Hepatitis & HIV

© Should have an ability to plan to establish Prosthodontic clinic/department in a teaching hospital

Dean and Director
The Oxford Dental College, Bommnahalli
Hosur Road Bengaluru - 560 068

© Should have a sound knowledge for the application of pharmacology, effects of drugs on oral tissues and systems of the body and on medically compromised individuals.

Skills

© The candidate should be able to examine the patients requiring Prosthodontic therapy, investigate the patient systemically, analyze the investigation results,

radiography, diagnose the ailment, plan a treatment, communicate it with the patient and execute it.

© Understand the prevalence and prevention of diseases of craniomandibular system related to Prosthetic dentistry.

© The candidate should be able to restore the lost functions of the stomatognathic system namely speech, mastication etc to provide a quality health care for craniofacial region

© The candidate should be able to interact with other speciality including a medical speciality for a planned team management of patients for a craniofacial and oral acquired and congenital defects, Temporomandibular joint syndromes, esthetics, Implant supported Prosthetics and problems of Psychogenic origin,

© Should be able to demonstrate the clinical competence necessary to carry out appropriate treatment at higher level of knowledge, training and practice skills currently available in their specialty area.

© Identify target diseases and awareness amongst the population for Prosthodontic therapy.

© Perform clinical and Laboratory procedure with understanding of biomaterials, tissue conditions related to prosthesis and have competent dexterity and skill for performing clinical and laboratory procedures in fixed, removable, implant and maxillofacial TMJ, esthetics Prosthodontics.

© Laboratory technique management based on skills and knowledge of Dental Materials and dental equipment and instruments,

© To understand demographic distribution and target diseases of Cranio mandibular region related to Prosthodontic including crown & bridge and implantology.

Attitudes

© Adopt ethical principles in all Prosthodontic practice. Professional honesty and integrity are to be fostered. Treatment to be delivered irrespective of social status, caste, creed or religion of patient.

© Willing to share the knowledge and clinical experience with professional colleagues.

Dean and Director
The Oxford Dental College, Bommnahalli
Hosur Road Bengaluru - 560 068

(2) Part II (3 papers of 100 Marks):-

(i) Paper-I: 2 long essay questions of 25 marks each and 5 short essays of 10 marks each. (Total of 100 Marks)

(ii) Paper-II: 2 long essay questions of 25 marks each and 5 short essays of 10 marks each. (Total of 100 Marks)

(iii) Paper III: 2 out of 3 essay questions (50 x 2 = 100 Marks)

Practical and Clinical Examination : 200 Marks

Viva-voce and Pedagogy : 100 Marks

B. Practical/Clinical - 200 Marks
1. Case Presentation
a) Long case - 20 marks
b) Short case — 10 marks
2. Clinical Hematology (any two investigations) - 20 Marks
Hb%, bleeding time, clotting time, Total WBC count, Differential WBC count and ESR
3. Smear Presentation - 20 marks
4. Cytology or microbial smear and staining
5. Paraffin sectioning and H & E Staining - 30 Marks
6. Histopathology slide discussion - 100 Marks
C. Viva Voce 100 Marks
i. Viva-Voce examination: 80 marks
All examiners will conduct viva-voce conjointly on candidate's comprehension, analytical approach, expression, interpretation of data and communication skills. It includes rill components of course contents. It includes presentation and discussion on dissertation also.
iii. Pedagogy Exercise: 20 marks
A topic is given to each candidate in the beginning of clinical examination. He/she is asked to make a presentation on the topic for 8-10 minutes

PUBLIC HEALTH DENTISTY

Dean and Director
The Oxford Dental College, Bommnahalli
Hosur Road Bengaluru - 560 068

Objectives

At the end of 3 years of training the candidate should be able to: Knowledge

© apply basic sciences knowledge regarding etiology, diagnosis and management of the prevention, promotion and treatment of all the oral conditions at the individual and community level.

© Identify social, economic, environmental and emotional determinants in a given individual patient or a community for the purpose of planning and execution of Community Oral Health Program.

© Ability to conduct Oral Health Surveys in order to identify all the oral health problems affecting the community and find solutions using multi - disciplinary approach. © Ability to act as a consultant in community Oral Health, teach, guide and take part in research (both basic and clinical), present and publish the outcome at various scientific conferences and journals, both national and international level.

Skills

The candidate should be able to

1. Take history, conduct clinical examination including all diagnostic procedures to arrive at diagnosis at the individual level and conduct survey of the community at state and national level of all conditions related to oral health to arrive at community diagnosis. Plan and perform all necessary treatment, prevention and promotion of Oral Heal at the individual and community level.
2. Plan appropriate Community Oral Health Program, conduct the program and evaluate, at the community level.
3. Ability to make use of knowledge of epidemiology to identify causes and appropriate preventive and control measures.
4. Develop appropriate person power at various levels and their effective utilization.
5. Conduct survey and use appropriate methods to impart Oral Health Education.
6. Develop ways of helping the community towards easy payment plan, and followed by evaluation for their oral health care needs.
7. Develop the planning, implementation, evaluation and administrative skills to carry out successful community Oral Health Programs.

Values:

1. Adopt ethical principles in all aspects of Community Oral Health Activities.
2. To apply ethical and moral standards while carrying out epidemiological researches.
3. Develop communication skills, in particular to explain the causes and prevention of oral diseases to the patient.
4. Be humble and accept the limitations in his knowledge and skill and to ask for help from colleagues when

123

Dean and Director
The Oxford Dental College, Bommanahalli
Hosur Road, Bengaluru - 560 068

needed and promote teamwork approach.

5. Respect patient's rights and privileges including patients right to information and right to seek a second opinion.

Course Contents:

Paper I: Applied Basic Sciences

I. Applied Anatomy and Histology

A. Applied Anatomy in relation to:

Development of face
Bronchial arches
Muscles of facial expression
Muscles of mastication
TMJ
Salivary gland
Tongue
Salivary gland
Tongue
Hard and soft palate
Infratemporal fossa
Paranasal air sinuses
Pharynx and larynx
Cranial and spinal nerves- with emphasis on trigeminal, facial, glossopharyngeal and hypoglossal nerve
Osteology of maxilla and mandible
Blood supply, venous and lymphatic drainage of head and neck
Lymph nodes of head and neck
Structure and relations of alveolar process and edentulous mouth
Genetics-fundamentals

B. Oral Histology

Development of dentition, Innervations of dentin and pulp
Periodontium-development, histology, blood supply, nerve supply and lymphatic drainage
Oral mucous membrane

Dean and Director
The Oxford Dental College, Bommnaha...
Hosur Road Bengaluru - 560 068

1. Public Health
- Definition, concepts and philosophy of dental health
- History of public health in India and at international level
- Terminologies used in public health

2. Health
- Definition, concepts and philosophy of health
- Health indicators
- Community and its characteristics and relation to health

3. Disease
- Definition, concepts.
- Multifactorial causation, natural history, risk factors
- Disease control and eradication, evaluation and causation, infection of specific diseases
- Vaccines and immunization

4. General Epidemiology
- Definition and aims, general principles
- Multifactorial causation, natural history, risk factors
- Methods in epidemiology, descriptive, analytical, experimental and classic epidemiology of specific diseases, uses of epidemiology
- Duties of epidemiologist
- General idea of method of investigating chronic diseases, mostly non-infectious nature, epidemic, endemic, and pandemic.
- Ethical conversation in any study requirement
- New knowledge regarding ethical subjects
- Screening of diseases and standard procedures used

5.Environmental Health:
- Impact of important components of the environment of health
- Principles and methods of identification, evaluation and control of such health hazards
- Pollution of air, water, soil, noise, food
- Water purification, international standards of water
- Domestic and industrial toxins, ionizing radiation
- Occupational hazards
- Waste disposal- various methods and sanitation

6. Public Health Education:
- Definition, aims, principles of health education
- Health education, methods, models, contents, planning health education programs

Dean and Director
The Oxford Dental College, Bommnahalli
Hosur Road Bengaluru - 560 068

7. Public Health Practice and Administration System In India
8. Ethics and Jurisprudence
- Basic principles of law
- Contract laws- dentist - patient relationships & Legal forms of practice
- Dental malpractice
- Person identification through dentistry
- Legal protection for practicing dentist.
- Consumer protection act

9. Nutrition In Public Health:
- Study of science of nutrition and its application to human problem e Nutritional surveys and their evaluations

e Influence of nutrition and diet on general health and oral health, dental caries, periodontal disease and oral cancers
- Dietary constituents and carcinogenicityGuidelines for nutrition

lO. Behavioral Sciences:
- Definition and introduction
- Sociology: social class, social group, family types, communities and social relationships, culture, its effect on oral health.
- Psychology: definition, development of child psychology, anxiety, fear and phobia, intelligence, learning, motivation, personalities, fear, dentist-patient relationship, modeling and experience

11 Hospital Administration:
- Departmental maintenance, organizational structures
- Types of practices
- Biomedical waste management

12..Health Care Delivery System:
- International oral health care delivery systems - Review
- Central and state system in general and oral health care delivery system if any
- National and health policy
- National health programme
- Primary health care - concepts, oral health in PHC and its implications
- National and international health organizations
- Dentists Act 1928, Dental council of India, Ethics, Indian Dental Association
- Role of W.H.O. and Voluntary organizations in Health Care for the Community

13. Oral Biology And Genetics:
A detailed study of cell structure

Dean and Director
The Oxford Dental College, Bommanahalli
Hosur Road, Bengaluru - 560 068

ORTHODO NTICS & DENTOFACIAL ORTHOPAEDICS

The training programme in Orthodontics is to structure and achieve the following four objectives K**nowledge of**

1. The dynamic interaction of biologic processes and mechanical forces acting on the stomatognathic system during orthodontic treatment
2. The etiology, pathophysiology, diagnosis and treatment planning of various common Orthodontic problems
3. Various treatment modalities in Orthodontics preventive interceptive and corrective.
4. Basic sciences relevant to the practice of Orthodontics
5. Interaction of social, cultural, economic, genetic and environmental factors and their relevance to management of oro - facial deformities
6. Factors affecting the long-range stability of orthodontic correction and their management
7. Personal hygiene and infection control, prevention of cross infection and safe disposal of hospital waste, keeping in view the high prevalence of Hepatitis and HIV and other highly contagious diseases.

Skills

1. To obtain proper clinical history, methodical examination of the patient, perform essential diagnostic procedures, and interpret them and arrive at a reasonable diagnosis about the Dentofacial deformities.
2. To be competent to fabricate and manage the most appropriate appliance - intra or extra oral, removable or fixed, mechanical or functional, and active or passive - for the treatment of any orthodontic problem to be treated singly or as a part of multidisciplinary treatment of orofacial deformities.

Attitudes:

1. Develop an attitude to adopt ethical principles in all aspects of Orthodontic practice.
2. Professional honesty and integrity are to be fostered
3. Treatment care is to be delivered irrespective of the social Status, cast, creed or colleagues
4. Willingness to share the knowledge and clinical experience with professional colleagues
5. Willingness to adopt, after a critical assessment, new methods and techniques of orthodontic management developed from time to time based on scientific research, which are in the best interest of the patient
6. Respect patients rights and privileges, including patients right to information and right to seek a second opinion
7. Develop attitude to seek opinion from allied medical and dental specialists as and when required

Communication skills

Dean and Director
The Oxford Dental College, Bommnahalli
Hosur Road Bengaluru - 560 068

© Stages of child development.
© Theories of psychological development.
© Management of child in orthodontic treatment.
© Management of handicapped child.
© Motivation and Psychological problems related to malocclusion / orthodontics
© Adolescent psychology
© Behavioral psychology and communication

XV. Diagnostic procedures and treatment planning in orthodontics

© Emphasis on the process of data gathering, synthesis and translating it into a treatment plan
© Problem cases - analysis of cases and its management
© Adult cases, handicapped and mentally retarded cases and their special problems
© Critique of treated cases. Cephalometrics
© Instrumentation
© Image processing
© Tracing and analysis of errors and applications
© Radiation hygiene
© Advanced Cephalometrics techniques
© Comprehensive review of literature
© Video imaging principles and application.

XVII. Practice management in Orthodontics

© Economics and dynamics of solo and group practices
© Personal management
© Materials management
© Public relations
© Professional relationship
© Dental ethics and jurisprudence
© Office sterilization procedures
© Community based Orthodontics.

XVIII.Clinical Orthodontics Myofunctional Orthodontics:

© Basic principles
© Contemporary appliances - their design and manipulation
© Case selection and evaluation of the treatment results
© Review of the current literature.

Dean and Director
The Oxford Dental College, Bomma
Hosur Road Bengaluru - 560 068

4 Problem solving - a hypothetical oral health situation existing in a community is given with sufficient data. The student as a specialist in community dentistry is expected to suggest practical solutions to the existing oral health situation of the
given community.
(50 Marks -1 Hour)
C. Viva Voce 100 Marks
i. Viva-Voce examination: 80 marks
All examiners will conduct viva-voce conjointly on candidate's comprehension, analytical approach, expression, interpretation of data and communication skills. It includes all components of course contents. It includes presentation and discussion on dissertation
also.
ii. Pedagogy Exercise: 20 marks
A topic be given to each candidate in the beginning of clinical examination. He/she is asked to make a presentation on the topic for 8-10 minute.

PEDIATRIC DENTISTRY

At the end of 3 years of training the candidate should be able to
1. Create not only a good oral health in the child but also a good citizen tomorrow.
2. Instill a positive attitude and behavior in children
3. Understand the principles of prevention and preventive dentistry right from birth to adolescence

4. Guide and counsel the parents in regards to various treatment modalities including different facets of preventive dentistry
5. Prevent and intercept developing malocclusion
Skills
1. Obtain proper clinical history, methodological examination of the child patient, perform essential diagnostic procedures and interpret them, and arrive at a reasonable diagnosis and treat appropriately
2. Be competent to treat dental diseases which are occurring in child patient.
3. Manage to repair and restore the lost tooth structure to maintain harmony between both hard and soft tissues of the oral cavity.
4. Manage the disabled children effectively and efficiently, tailored to the needs of individual requirement and conditions.
Attitudes
1. Develop an attitude to adopt ethical principles in all aspects of Pedodontic practice.
2. Professional honesty and integrity are to be fostered

Dean and Director
The Oxford Dental College, Bommanahalli
Hosur Road Bengaluru - 560 068

3. Treatment care is to be delivered irrespective of the social status, cast, creed, and religion of the patients.
4. Willingness to share the knowledge and clinical experience with professional colleagues.
5. Willingness to adopt, after a critical assessment, new methods and techniques of Pedodontic management developed from time to time, based on scientific research, which are in the best interest of the child patient.
6. Respect child patient's rights and privileges, including child patients right to information and right to seek a second opinion.
7. Develop an attitude to seek opinion from allied medical and dental specialities, as and when required

Course contents
1. Applied Anatomy & genetics
2. Applied Physiology
3. Applied Pathology
4. Nutrition and Die tics

5. Growth & Development: Prenatal and postnatal development of cranium, face, jaws, teeth and supporting structures. Chronology of dental development and development of occlusion. Dimensional changes in dental arches. Cephalometric evaluation of growth.
6. Child Psychology: Development & Classification of behavior, personality, intelligence in children, theories of child psychology, stages of psychological child development, fear anxiety, apprehension dt its management
7. Behavior Management: Non- pharmacological 8b Pharmacological methods.
8. Child Abuse & Dental Neglect
9. Conscious Sedation, Deep Sedation 8s General Anesthesia in Pediatric Dentistry: (Including Other Drugs, Synergic & Antagonistic Actions of Various Drugs Used in Children
10. Preventive Pedodontics: Concepts, chair bide preventive measures for dental diseases, high-risk caries including rampant & extensive caries - Recognition, Features & Preventive Management, Pit and Fissures Sealants, Oral Hygiene measures, Correlation of brushing with dental caries and periodontal diseases. Diet 8s Nutrition as related to dental caries. Diet Counseling
11. Dental Plaque: Definition, Initiation, Pathogenesis, Biochemistry, and Morphology' & Metabolism.
12. Microbiology & Immunology as related to Oral Diseases in Children. Basic concepts, immune system in human body, Auto Immune diseases, Histopathology, Pathogenesis, Immunology of dental caries, Periodontal diseases. Tumors, Oral Mucosal lesions etc.
13. Gingival 8s Periodontal diseases in Children:

137

Dean and Director
The Oxford Dental College, Bommnahalli
Hosur Road Bengaluru - 560 068

Viva-voce and Pedagogy : 100 Marks

B. Practical / Clinical Examination : 200 Marks

No	Exercise	Marks allotted	Approximate time
1	Functional appliance, • case discussion, bite registration, fabrication and delivering of the appliance	50	1 hour 1 hour
2	III stage mechanics/ Bonding/ arch wire fabrication	50	1 hour 30 min
3	Display of case records (a minimum of 5 patients to be presented with all the records)	75	1 hour
4	Long cases	25	2 hours

C Viva Voce : 100 Marks

i. Viva-Voce examination: 80 marks

All examiners will conduct viva-voce conjointly on candidate's comprehension, analytical approach expression, interpretation of data and communication skills. It includes all components of course contents. It includes presentation and discussion on dissertation also.

ii. Pedagogy Exercise: 20 marks

A topic is given to each candidate in the beginning of clinical examination. He/she is asked t make a presentation on the topic for 8-10 minute

ORAL AND MAXILLOFACIAL PATHOLOGY; AND ORAL MICROBIOLOGY

objectives

© To train a post graduate dental surgeon so as to ensure higher competence in both general and special pathology dealing with the nature of oral diseases, their causes, processes and effects.

© An oral pathologist is expected to perform routine histopathological evaluation of specimens relating to oral and perioral tissues, to carry out routine diagnostic procedures including hematological, cytological, microbiological, Immunological and ultrastructural investigations.

© He/she is expected to have an understanding of current research methodology, collection and interpretation of data, ability to carry out research projects on clinical and/or epidemiological aspects,

Dean and Director
The Oxford Dental College, Bommnahalli
Hosur Road Bengaluru - 560 068

Systemic diseases affecting oral cavity

. Approach: Seminars & Slide discussions. Record notebook to be maintained. Training in histopathology slide reporting.

Experimental aspects of Oral diseases

Approach: Posting is desirable in Centers where animal experimentation is carried out to familiarize with laboratory technique's, upkeep & care of experimental animals.

Recent advances in Oral Pathology.

Approach: Update of knowledge in Oral Pathology through study of recent journals & Internet browsing.

Journal Clubs & Group discussions

Academic activities

© Library assignment to be submitted at the end of 6 months © Commencement of dissertation work © Journal clubs and seminars to be presented by every PG student © Clinicopathological discussions once in a month by every PG student © To attend interdepartmental meetings.

© Lecture and practical classes and slide discussions to be taken for II BDS students in oral and dental anatomy, dental histology and oral physiology. © Year ending examination (theory and practical) to be conducted by the college.

IIIRD YEAR

© Non-neoplastic disorders of salivary glands.

© Bone pathology

© Physical and chemical injuries, allergic and Immunological diseases.

© Cysts of odontogenic origin

© Oral manifestations of systemic diseases

Approach

To be covered as seminars Slide discussions of the same Record book to be maintained

Academic activities

© Visit to center out Animal experimentation to familiarize with Laboratory techniques, upkeep and care of animals

© Completion of Dissertation work and submission of the same, six months before the Final Examination

© Study of Journals, Internet Browsing, and group discussions, to update knowledge in the recent advances in Oral Pathology

© Lecture and Practical demonstrations for third B.D.S students in Oral pathology and Microbiology

© Reporting of histopathology slides

© Journal clubs and Seminars to be presented by every post graduate student twice a month

© Clinicopathological discussions by every student once in a month

© To attend Interdepartmental meetings.

Monitoring learning Progress

CHILDREN'S EDUCATION SOCIETY (Regd.)
THE OXFORD DENTAL COLLEGE
(Recognized by the Govt. of Karnataka, Affiliated to Rajiv Gandhi University of Health Sciences, Karnataka & Recognised by Dental Council of India, New Delhi)
Bommanahalli, Hosur Road, Bangalore – 560 068.
Ph: 080-61754680 Fax : 080 – 61754693E-mail:deandirectortodc@gmail.com
Website: www.theoxford.edu

Activity Report- Gender Equality

Women's Day Celebration

Objective: Is to sensitize children about gender equality.

Date: 11-3-2018

Time: 10.00 am

Venue: inner Wheel and CKC Government School, Hebbal

Resource person: Dr. Nivya

Audience/ Beneficiaries: School children

Methodology: Awareness programme through dental camp

Description: The Oxford Dental College in collaboration with Inner Wheel club and Wow, Hebbal Dassarahalli organized a dental camp on occasion of Women's Day in Inner Wheel and CKC Government School on 11th March 2018. One MDS staff and 4 post graduate students participated in the awareness programme. Following the camp, students were given oral health education by the post graduate students and they were enlightened on gender equality and women empowerment.

PRINCIPAL
The Oxford Dental College
Bommanahalli, Hosur Road,
Bangalore - 560 068.



Post graduate students interacting with School

CHILDREN'S EDUCATION SOCIETY (Regd.)
THE OXFORD DENTAL COLLEGE
(Recognized by the Govt. of Karnataka, Affiliated to Rajiv Gandhi University of Health Sciences, Karnataka & Recognised by Dental Council of India, New Delhi)
Bommanahalli, Hosur Road, Bangalore – 560 068.
Ph: 080-61754680 Fax : 080 – 61754693E-mail:deandirectortodc@gmail.com
Website: www.theoxford.edu

Dental Camp at Aashakirana Nele

Objective: Is to sensitize children about gender equality.

Date: 18 January 2018

Time: 10.00 am

Venue: Aashakirana Nele a caring home for destitute children, Laggere

Resource person: Dr. Jigar and Dr. Anees

Audience/ Beneficiaries: School children

Methodology: Awareness programme through dental camp

Description: The post graduate students of Department of Paediatric and Preventive Dentistry, Oxford Dental College in collaboration with Ashakirana Nele a caring home for destitute children, organized a dental camp on 18-01-2018 and 22-01-2018 for 70 students. One MDS staff and 4 post graduate students participated in the camp. Following the dental camp, students were given oral health education and they were enlightened on gender equality and human values. The children were even briefed on different types of touch (Good touch and bad touch). How to differentiate and how to speak or notify to parents or elders.

At the end of the dental camp, complimentary toothpastes were distributed to the children.

PRINCIPAL
The Oxford Dental College
Bommanahalli, Hosur Road,
Bangalore - 560 068.



Post graduate students with the children of Aashakiran Nele



Complimentary toothpastes were distributed among the children

CHILDREN'S EDUCATION SOCIETY (Regd.)
THE OXFORD DENTAL COLLEGE
(Recognized by the Govt. of Karnataka, Affiliated to Rajiv Gandhi University of Health Sciences, Karnataka & Recognised by Dental Council of India, New Delhi)
Bommanahalli, Hosur Road, Bangalore – 560 068.
Ph: 080-61754680 Fax : 080 – 61754693E-mail:deandirectortodc@gmail.com
Website: www.theoxford.edu

Activity Report- Environment and Sustainability

Environment Awareness Programme

Objective: Is to sensitize faculty and students about environment and sustainability.

Date: 14th March 2018

Time: 09.15 am

Venue: The Oxford Dental College, Auditorium

Resource person: Dr. Akhilesh Sharma, Dr. Anuradha Pai and Dr. Lekha S.

Audience/ Beneficiaries: All faculty and students.

Methodology: Awareness programme through lecture

Description: "Environment Awareness programme" was arranged on 14/03/ 2018 for all faculty and students. Around 25 faculty and 98 students attended the awareness programme. Butterflies are a good indicator of the health of the environment. The programme started with a basic butterfly identification orientation by Dr. Akhilesh Sharma. He spoke about the leading causes of butterfly endangerment such as habitual destruction, displacement by introduced species, and alteration of habitat by chemical pollutants and also employing conservative measures to provide a friendly environment for the survival of butterflies. The session ended with sharing of experience.

Dr. Anuradha spoke about "Organic and Urban Gardening". She gave an insight about urban home gardening and benefits of the same. She spoke about the importance of urban gardening and explained that it helps us to reduce the carbon footprint s by reducing carbon emission. She divided urban gardening into two types: container gardening and rooftop gardening. She explained the advantages, difficulties faced during urban gardening and she also gave all very useful tips on how to start and maintain the garden.

PRINCIPAL
The Oxford Dental College
Bommanahalli, Hosur Road,
Bangalore - 560 068.

Dr. Lekha spoke on" Swacha Oxford Dental College". She gave a talk on waste segregation, the impact it has on the environment, importance of maintaining wet and dry waste segregation. The session ended with all taking a pledge to keep the Campus clean. Few initiatives were taken to keep the campus clean like keeping 2 separate colour coded bins in each floor, for dry and wet waste.



The speakers for "Environment Awareness Programme"- Dr. Akhilesh Sharma, Dr. Anuradha Pai and Dr. Lekha S



Faculty and students enjoying the talk



Dr. Akhilesh speaking on Butterfly awareness and learning

CHILDREN'S EDUCATION SOCIETY (Regd.)
THE OXFORD DENTAL COLLEGE
(Recognized by the Govt. of Karnataka, Affiliated to Rajiv Gandhi University of Health Sciences, Karnataka & Recognised by Dental Council of India, New Delhi)
Bommanahalli, Hosur Road, Bangalore – 560 068.
Ph: 080-61754680 Fax : 080 – 61754693E-mail:deandirectortodc@gmail.com
Website: www.theoxford.edu

Training in Infection Control and Bio Medical Waste Management

Objective: Is to sensitize teaching and non-teaching staff about infection control protocol and biomedical waste management.

Date: 10th August 2017

Time: 11.30 am

Venue: Department of Public Health Dentistry seminar room, The Oxford Dental College.

Resource person: Dr. Archana Krishnamurthy and post graduate students.

Audience/ Beneficiaries: All faculty and non-teaching staff.

Methodology: Awareness programme through lecture and demonstration

Description: The Oxford Dental College and Hospital follows the protocol of the infection control and biomedical waste management. The programme for faculty, nurses and technicians was organised on 10/08/17, in the seminar room of the Department of Public Health Dentistry at 11:30 am. Around 10 faculty and 24 non-teaching all teaching staff and non-teaching staff were briefed about importance of infection control and biomedical waste management. The non-teaching staff were educated on sterilization of the instruments using autoclave they were briefed about chair side disinfection and fumigation of clinical sections at the end of the day.

The programme for technicians was organised on 14/12/17 and all the technicians were educated about the disinfection of the impressions of the patients, the models of the impressions and equipment in the lab area and they were also guided to follow the infection control protocol in the laboratory area.

The programme for housekeeping staff was organised on 13/04/2018, where they were educated about the most important requirement in the hospital is to maintain the hygiene which is done by the house keeping staff that there is no harm from the hospital side to the sick people and to avoid any cross infections from other patients and doctors.

PRINCIPAL
The Oxford Dental College
Bommanahalli, Hosur Road,
Bangalore - 560 068.

All the clinical sections and the departments in the college follow the segregation of waste by placing separate bins for contaminated waste by the house keeping staff, plastics etc which is maintained by the house keeping staff, chair side protocols are followed by all the undergraduate, postgraduate students and staff during the treatment procedures till the patients are discharged from the clinic, the segregated biomedical waste is disposed from the hospital and authorised agencies.

PRINCIPAL
The Oxford Dental College
Bommanahalli, Hosur Road,
Bangalore - 560 068.



Dr. Archana Krishnamurthy speaking to teaching and non-teaching



Post graduate students explaining the methods of infection control and hospital waste management

CHILDREN'S EDUCATION SOCIETY (Regd.)
THE OXFORD DENTAL COLLEGE
(Recognized by the Govt. of Karnataka, Affiliated to Rajiv Gandhi University of Health Sciences, Karnataka & Recognised by Dental Council of India, New Delhi)
Bommanahalli, Hosur Road, Bangalore – 560 068.
Ph: 080-61754680 Fax : 080 – 61754693E-mail:deandirectortodc@gmail.com
Website: www.theoxford.edu

Activity Report- Human Values

World Elder's Day

Objective: Is to sensitize under graduate and Post graduate students about importance of Senior citizens.

Date: 18-10-2017

Time: 10.00 am

Venue: Auditorium, the Oxford Dental College

Resource person: Dr. Vijayalakshmi

Audience/ Beneficiaries: Elderly patients.

Methodology: Awareness programme through lecture

Description: International Day for Elderly is celebrated every year on 18th October 2017. This day is observed to focus on the importance of senior citizens who sometimes are neglected in our society. The theme this year is, "Leave No One Behind". This day emphasizes on our responsibilities towards our elder in order to make their lives happier. The main aim of this day is to generate awareness amongst people about issues which affects the elders, as well as to appreciate their contribution towards the society. A dental awareness programme was organised, where few senior citizens were invited and were educated regarding oral health and hygiene maintenance. Around 8 MDS and 16 post graduate students actively participated in the programme.

PRINCIPAL
The Oxford Dental College
Bommanahalli, Hosur Road,
Bangalore - 560 068.



World Elder's day was celebrated on 18-10-2017



A dental awareness programme for senior citizens was organised.

CHILDREN'S EDUCATION SOCIETY (Regd.)
THE OXFORD DENTAL COLLEGE
(Recognized by the Govt. of Karnataka, Affiliated to Rajiv Gandhi University of Health Sciences, Karnataka & Recognised by Dental Council of India, New Delhi)
Bommanahalli, Hosur Road, Bangalore – 560 068.
Ph: 080 61754680 Fax : 080 – 61754693E-mail:deandirectortodc@gmail.com
Website: www.theoxford.edu

Anti-Ragging

Objective: To make first year BDS students and Post graduate students in understanding the importance of human values.

Dates: 20th November 2017

Time: 10.00 am to 1.00 pm

Location: The Oxford Dental College Auditorium

Organized by: Anti-ragging committee, The Oxford Dental College.

Beneficiaries: First year BDS students, Post graduate students, Interns, Staff.

Methodology: Awareness programme through lecture, videos, distribution of pamphlets.

Description: As per the DCI notification, an awareness program was conducted on "Curbing the menace of Ragging in Higher Educational Institutions" in The Oxford Dental College Auditorium at 10.00 am on 20-11-2017. The Chief guests of the program were DCI member Dr. Nagalakshmi Choudhary (Representative of Karnataka State), Police Sub Inspector Mr. Murali from Madiwala Police Station (Bommanahalli Jurisdiction) and Advocate Mrs. Pushkala V. Anand. The program was organized for the first year BDS students, MDS students, Interns, Staff, Hostel wardens and Anti ragging committee headed by Principal, Dr. Priya Subramaniam and Dr. Savita A.N, Member secretory of Anti-ragging committee along with other members of the anti-ragging committee. Around 20 staff and 100 BDS students attended in the programme

During the awareness program, our respected Principal highlighted the grave consequences of ragging in general and then enlightened the students and the gathering regarding the measures taken by the college management to make it a ragging free campus and hostel premises and also spoke about the punishments for the guilty. She also informed the students about the 24 hr helpline number of the staff in charge of the anti-ragging committee for the information regarding any instances of ragging in the college premises. She also highlighted about the Zero tolerance policy and informed that since 14 years, there are no instances of ragging in our college. Pamphlets about ragging, anti-ragging policy and its ill effects were handed over to all the students and staff during the program.

PRINCIPAL
The Oxford Dental College
Bommanahalli, Hosur Road,
Bangalore - 560 068.

The highlight of the program was the lecture given by Dr. Nagalakshmi Choudhary, about problems faced by students due to ragging by seniors in colleges and the ill effects of ragging. Mr. Murali, Sub- Inspector spoke about ragging as a criminal offence and the punishments for guilty. Mrs. Pushkala Anand spoke about ragging from a legal perspective and cited few examples of punishments faced by seniors after incidents of ragging. The program ended with a National Anthem being sung in chorus by all participants.

PRINCIPAL
The Oxford Dental College
Bommanahalli, Hosur Road,
Bangalore - 560 068.



Principal, Dr. Priya Subramaniam addressing the students



Mrs. Pushkala, Advocate addressing the students



Mr. Murali, Sub Inspector speaking about the criminal offence and punishments of ragging



Students and Staff attending the Anti-ragging Awareness Programme

CHILDREN'S EDUCATION SOCIETY (Regd.)
THE OXFORD DENTAL COLLEGE
(Recognized by the Govt. of Karnataka, Affiliated to Rajiv Gandhi University of Health Sciences, Karnataka & Recognised by Dental Council of India, New Delhi)
Bommanahalli, Hosur Road, Bangalore – 560 068.
Ph: 080-61754680 Fax : 080 – 61754693E-mail:deandirectortodc@gmail.com
Website: www.theoxford.edu

Activity Report- Health Determinants

Hepatitis B Vaccination Drive

Objective: To vaccinate the faculty, students and the supporting clinical staff who come in contact with patients or infectious material and are at risk of contracting Hepatitis B disease.

Dates: Dose 1 and Booster dose – 2nd to 4th November, 2017
Dose 2 – 6th and 7th December, 2017
Dose 3 – 7th and 8th May, 2018
Time: 10.30 am to 1.00 pm
Location: Auditorium, The Oxford Dental College, Bangalore.
Organized by: Infection Control Committee with NSS Wing of The Oxford Dental College in collaboration with Healthwayz Ltd., Jayanagar, and Bangalore.
Beneficiaries: Teaching and non-teaching faculty, I MDS and I BDS students of The Oxford Dental College, Bangalore.
Manpower used: Vaccination team from Healthwayz Ltd., members of Infection Control Committee, NSS volunteers.
Materials used: PowerPoint presentation, Student Consent form – Hepatitis B Vaccination, Hepatitis B vaccination register, personnel protective equipment, 2 ml syringes, Hepatitis B vaccine vials, cotton swabs.
Description: The Infection Control Committee and the NSS Wing, The Oxford Dental College, Bangalore in collaboration with Healthwayz Ltd. organised a Hepatitis B vaccination program for the teaching and non-teaching staff, I year post graduate (MDS) and I year undergraduates (BDS) students of The Oxford Dental College from 2nd Nov, 2017 to 8th May, 2018. Around 18 teaching faculty, 21 non-teaching faculty 69 under graduate students and 30 post graduate students. The program commenced at 10 am in the college auditorium. The program started with a health talk by Mrs. Sunitha, Head of Corporate Affairs, Healthwayz Ltd. She enlightened the audience about the effects of Hepatitis B and the importance of Hepatitis B vaccination. This was followed by registration for the vaccination. The vaccination was provided to the beneficiaries by the team from Healthwayz Ltd.

PRINCIPAL
The Oxford Dental College
Bommanahalli, Hosur Road,
Bangalore - 560 068.



Induction regarding Hepatitis B vaccination



Hepatitis B vaccination being delivered

CHILDREN'S EDUCATION SOCIETY (Regd.)
THE OXFORD DENTAL COLLEGE
(Recognized by the Govt. of Karnataka, Affiliated to Rajiv Gandhi University of Health Sciences, Karnataka & Recognised by Dental Council of India, New Delhi)
Bommanahalli, Hosur Road, Bangalore – 560 068.
Ph: 080-61754680 Fax : 080 – 61754693E-mail:deandirectortodc@gmail.com
Website: www.theoxford.edu

Blood Donation Drive

Objective: To vaccinate the faculty, students and the supporting clinical staff who come in contact with patients or infectious material and are at risk of contracting Hepatitis B disease.

Dates: 23rd January 2018

Time: 10.00 am

Location: Auditorium, The Oxford Dental College, Bangalore.

Organized by: NSS Wing of The Oxford Dental College in collaboration with Lions Club of Wilson Garden, Kempegowda Medical Service Trust, Millenium Blood Bank, Bangalore.

Resource person: Dr. Shilpashree

Beneficiaries: General public

Description: The NSS Wing, The Oxford Dental College, Bangalore in collaboration with NSS Wing of The Oxford Dental College in collaboration with Lions Club of Wilson Garden, Kempegowda Medical Service Trust, Millenium Blood Bank, Bangalore, organised a blood donation program for the teaching and non-teaching staff, all under graduate (BDS) and post graduate (MDS) students of The Oxford Dental College on 23rd January 2018. Around 12 staff and 17 students participated in the programme.

The program commenced at 10 am in the college auditorium. The program started with a health talk by Dr. Archana Krishnamurthy. She enlightened the audience about the importance of blood donation and the benefits. This was followed by registration for the donation. After the blood donation, all the participants were given juice and fruits.

PRINCIPAL
The Oxford Dental College
Bommanahalli, Hosur Road,
Bangalore - 560 068.



Students donating blood



Students receiving instructions from the medical expert during the programme

CHILDREN'S EDUCATION SOCIETY (Regd.)
THE OXFORD DENTAL COLLEGE
(Recognized by the Govt. of Karnataka, Affiliated to Rajiv Gandhi University of Health Sciences, Karnataka & Recognised by Dental Council of India, New Delhi)
Bommanahalli, Hosur Road, Bangalore – 560 068.
Ph: 080-61754680 Fax : 080 – 61754693E-mail:deandirectortodc@gmail.com
Website: www.theoxford.edu

Activity Report- Right to health and emerging demographic issues

Dental Camp to Inspiro Day care

Objective: Is to train Post graduate students and interns about communicating with children and teaching them the right to health through camp.

Date: 3rd March 2018

Time: 10.00 am

Venue: Inspiro Day-care

Resource person: Dr. NIvya

Audience/ Beneficiaries: school students.

Methodology: Awareness programme through dental camp

Description: Three Postgraduate students, one MDS Staff and 2 Interns from the Department of Public Health Dentistry, Oxford Dental College, visited Inspiro Day-care on 3rd March 2018. In this school dental health programme they have presented a health talk on oral hygiene methods and the brushing technique was demonstrated to the children. Through the dental camp, the post graduate students were trained in communication skills. The post graduates taught the children about importance of oral hygiene and methods to maintain oral hygiene. The children also were explained about their right to express about health to the doctor and their right to refuse or demand for treatment.

PRINCIPAL
The Oxford Dental College
Bommanahalli, Hosur Road,
Bangalore - 560 068.



Post graduate students explaining and examining the oral hygiene of the day care children



Post graduate students explaining the brushing techniques to the day care children



Post graduate student educating child regarding brushing techniques

CHILDREN'S EDUCATION SOCIETY (Regd.)
THE OXFORD DENTAL COLLEGE
(Recognized by the Govt. of Karnataka, Affiliated to Rajiv Gandhi University of Health Sciences, Karnataka & Recognised by Dental Council of India, New Delhi)
Bommanahalli, Hosur Road, Bangalore – 560 068.
Ph: 080-61754680 Fax : 080 – 61754693E-mail:deandirectortodc@gmail.com
Website: www.theoxford.edu

Dental Camp at Sri Chaitanya Techno School

Objective: Is to train Post graduate students and Interns about communicating with children and teaching them the right to health through dental camp.

Date: 9th October 2018

Time: 9.00 am

Venue: Sri Chaitanya Techno School, Kudlu Gate

Resource person: Dr. NIvya

Audience/ Beneficiaries: Pre- Primary school students.

Methodology: Awareness programme through dental camp

Description: Four Postgraduate students, one faculty and 1 Intern from the Department of Public Health Dentistry, Oxford Dental College, visited Sri Chaitanya Techno School, on 9th October 2018. The dental health camp for the Pre- primary (Nursery, LKG & UKG) students. In this school dental health programme they have presented a health talk on oral hygiene methods and brushing technique was demonstrated to the children. Through the dental camp, the post graduate students were trained in communication skills. The post graduates taught the children about importance of oral hygiene and methods to maintain oral hygiene. The post graduates used models, charts, to explain the dietary habits and other oral hygiene aids. The children also were explained about their right to express about health to the doctor and their right to refuse or demand for treatment.

PRINCIPAL
The Oxford Dental College
Bommanahalli, Hosur Road,
Bangalore - 560 068.



Post graduate students who participated in the dental



Post graduate students speaking to the children during the dental camp

CHILDREN'S EDUCATION SOCIETY (Regd.)
THE OXFORD DENTAL COLLEGE
(Recognized by the Govt. of Karnataka, Affiliated to Rajiv Gandhi University of Health Sciences, Karnataka & Recognised by Dental Council of India, New Delhi)
Bommanahalli, Hosur Road, Bangalore – 560 068.
Ph: 080-61754680 Fax : 080 – 61754693E-mail:deandirectortodc@gmail.com
Website: www.theoxford.edu

Activity Report- Professional Ethics

White Coat Ceremony

Objective: Is to sensitize students about professional ethics and human values before Entering the clinical departments.

Date: 20th September 2017

Time: 10.00 am

Venue: The Oxford Dental College Auditorium

Resource person: Dr. Lakshmikanth

Audience/ Beneficiaries: III yr BDS students

Methodology: Lecture

Description: "White coat ceremony" was held for 3rd BDS students (2018-19) Batch on 20/9/2017, before the commencement of their 3rd year Clinical Postings. White coat ceremony is a programme organized by our college for the clinical students to guide them about the professional ethics. This event is conducted once students enter into 3rd year as clinical students after their preclinical year. This programme was organized on 20th Sept0ember 2017 in our college auditorium, with almost 38 participants in this event. The chief \ guest of the day Dr. Lakshmikanth , Professor & Head Department of Orthodontics, Maruthi Dental College Bangalore and Dr. Priya Subramaniam, Principal of our college inaugurated the event. The students were guided by eminent Dental Faculty and practitioners regarding patient management, treatment procedures and infection control protocols. This was intended to provide students with well-defined guidelines regarding the responsibilities of a clinician, as they transited from pre-clinical work to clinics. The students were also guided regarding the communication skills with the patients, dress code & also their responsibilities as a doctor towards the patients. The programme was winded up after distribution of apron (white coat) to the clinical students.

PRINCIPAL
The Oxford Dental College
Bommanahalli, Hosur Road,
Bangalore - 56





The 3rd year BDS students who participated in the White coat ceremony



The Guest speaker, Dr. Lakshmikanth, College Principal Dr. Priya Subramaniam and the 3rd year BDS students who participated in the White coat ceremony

CHILDREN'S EDUCATION SOCIETY (Regd.)
THE OXFORD DENTAL COLLEGE
(Recognized by the Govt. of Karnataka, Affiliated to Rajiv Gandhi University of Health Sciences, Karnataka & Recognised by Dental Council of India, New Delhi)
Bommanahalli, Hosur Road, Bangalore – 560 068.
Ph: 080-61754680 Fax : 080 – 61754693E-mail:deandirectortodc@gmail.com
Website: www.theoxford.edu

Orientation for I Year BDS Students

Objective: Is to introduce students to professional ethics and human values as they enter the professional course.

Date: 6- 12- 2017

Time: 10.00 am

Venue: The Oxford Dental College Auditorium

Resource person: Dr. Leeky Mohanty and Dr. Saleha

Audience/ Beneficiaries: I yr BDS students

Methodology: Lecture

Description: An orientation programme was organised on 6/12/2017, for the 1st BDS students in our college auditorium. In this event all hundred fresh 1st year BDS students, their parents or the local guardians and 4 MDS staff were present. The programme commences with an invocation by seeking the blessings of the Lord Almighty, followed by lighting of lamp by the dignitaries on the Dias Our Principal delivers the welcome address followed by our Chairman's speech regarding the insight of the college and finally Dr. Leeky addressed the students with regard to the course details, etc. Finally we ended the programme with vote of thanks followed by high tea for all the students, parents and staff. Later the students attended an orientation class in the lecture hall, which was handled by Dr. Saleha and files with college brochure, syllabus were distributed to all of them.

PRINCIPAL
The Oxford Dental College
Bommanahalli, Hosur Road,
Bangalore - 560 068.



Dr. Leeky addressing the 1st year students during the Orientation



Dr. Leeky addressing the 1st year students during the Orientation programme

CHILDREN'S EDUCATION SOCIETY (Regd.)
THE OXFORD DENTAL COLLEGE
(Recognized by the Govt. of Karnataka, Affiliated to Rajiv Gandhi University of Health Sciences, Karnataka & Recognised by Dental Council of India, New Delhi)
Bommanahalli, Hosur Road, Bangalore – 560 068.
Ph: 080-61754680 Fax : 080 – 61754693E-mail:deandirectortodc@gmail.com
Website: www.theoxford.edu

Professional Ethics, Negligence and Legal Aspect in Dentistry

Objective: Is to sensitize Post graduate students about professional ethics, Negligence and Legal aspect in Dental Practice.

Date: 13-1-2018

Time: 10.00 am

Venue: 1st yr classroom, 7th floor, The Oxford Dental College

Resource person: Dr. Prahlad Saraf

Audience/ Beneficiaries: All MDS students and staff.

Methodology: Lecture

Description: The dental profession in today's world is witnessing a decline in its standard which can be attributed to increasing number of litigations against doctors for being negligent towards the duty of care. Hospital managements and private dental set ups are facing complaints regarding appropriateness of their therapeutic and diagnostic methods, the facilities made available to the patients and standard of professional competence.

The lecture highlighted on Professional ethics, the different aspects of negligence, the consequences and methods to overcome the litigations. Around 21 teaching staff and 80 post graduate students attended the programme.

PRINCIPAL
The Oxford Dental College
Bommanahalli, Hosur Road,
Bangalore - 560 068.



Dr. Prahlad Saraf giving a lecture on Professional Ethics, Negligence and legal aspects in Dentistry



Dr. Prahlad addressing the MDS Students and staff

CHILDREN'S EDUCATION SOCIETY (Regd.)
THE OXFORD DENTAL COLLEGE
(Recognized by the Govt. of Karnataka, Affiliated to Rajiv Gandhi University of Health Sciences, Karnataka & Recognised by Dental Council of India, New Delhi)
Bommanahalli, Hosur Road, Bangalore – 560 068.
Ph: 080-61754680 Fax : 080 – 61754693E-mail:deandirectortodc@gmail.com
Website: www.theoxford.edu

2018-19

This is to certify that the following programs were conducted by various departments of The Oxford Dental College, under Cross cutting issues in the academic year 2018-19.

SL. No.	Cross Cutting Issues	Date	Name of event
1.	Gender Equality	3-11-2018	Women's Day celebration
		19-11-2018	Gender Sensitization
2.	Environmental & sustainability	12-9-2018	Swachh Bharat
		3-12-2018	Waste management
3.	Human values	10-12-2018	Anti-Ragging programme
		14-9-2018	Jaihind Educational & Charitable Trust
4.	Health determinants	13-11-2018	Hepatitis B Vaccination drive
		27-11-2018	Dental camp Chikkanagamangala Village
5.	Right to health	3-09-2018	Patient awareness programme
		16-8-2018	Dental Camp to BCR Public School
6.	Prof. Ethics	1-10-2018	White coat ceremony
		3-11-2018	Orientation for 1st year BDS Students

Dean and Director
The Oxford Dental College, Bommnahalli
Hosur Road Bengaluru - 560 068

CHILDREN'S EDUCATION SOCIETY (Regd.)
THE OXFORD DENTAL COLLEGE
(Recognized by the Govt. of Karnataka, Affiliated to Rajiv Gandhi University of Health Sciences, Karnataka & Recognised by Dental Council of India, New Delhi)
Bommanahalli, Hosur Road, Bangalore – 560 068.
Ph: 080-61754680 Fax : 080 – 61754693E-mail:deandirectortodc@gmail.com
Website: www.theoxford.edu

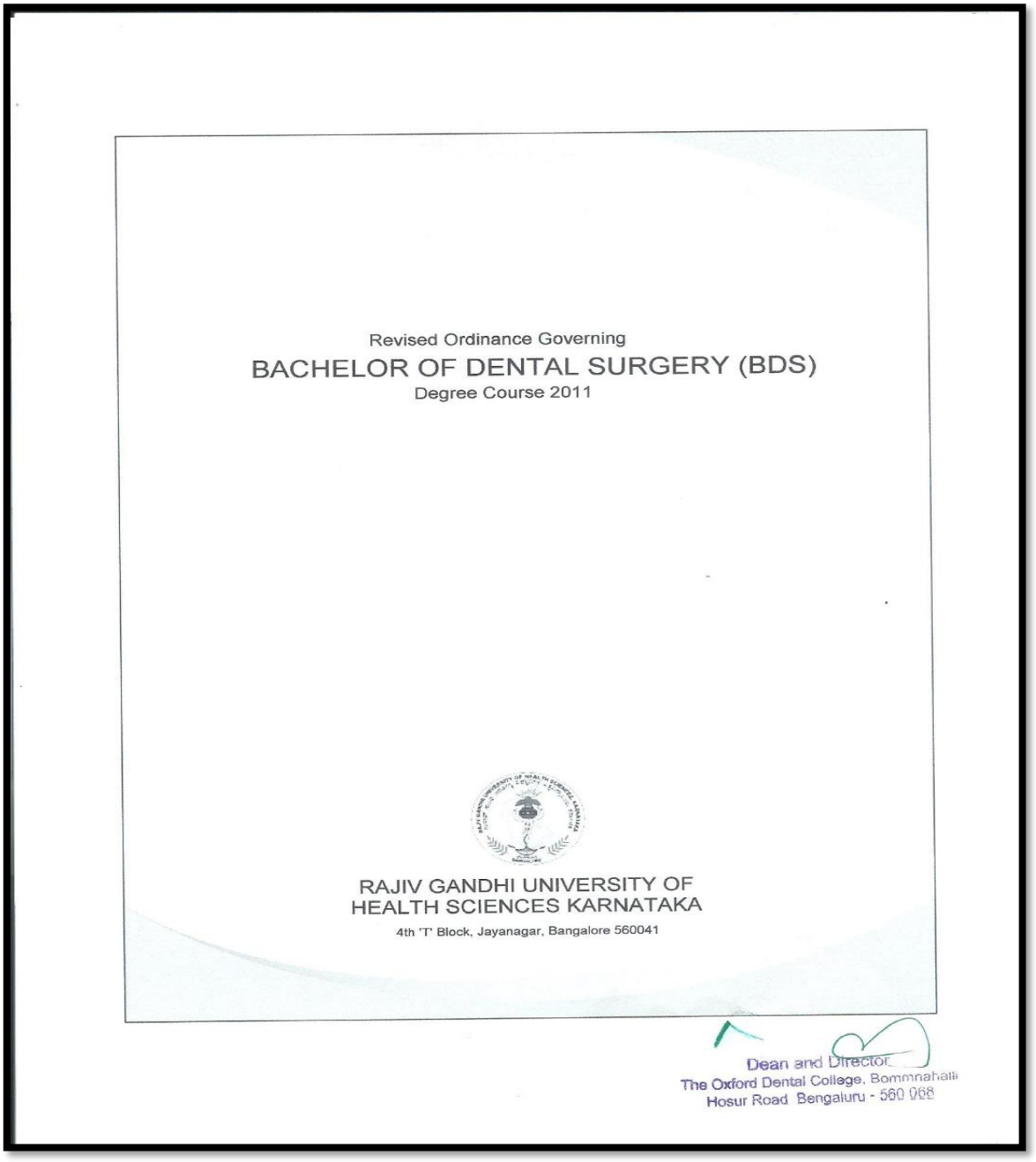

Revised Ordinance Governing

BACHELOR OF DENTAL SURGERY (BDS)

Degree Course 2011

RAJIV GANDHI UNIVERSITY OF
HEALTH SCIENCES KARNATAKA

4th 'T' Block, Jayanagar, Bangalore 560041

Dean and Director
The Oxford Dental College, Bommnahalli
Hosur Road Bengaluru - 560 068

CONTENTS

NOTIFICATION
SECTION I: Goals of Education and Training in Dental Science of RGUHS
SECTION II: Aims and Objectives of BDS Course
SECTION III: Regulation Relating to BDS Course
SECTION IV: B. D.S course Syllabus

I BDS

I. General Human Anatomy including Embryology and Histology.
ii. General Human Physiology , Biochemistry, Nutrition and Deities.
iii. Dental Anatomy, Embryology and Oral Histology.
iv. Dental Materials.
v. Preclinical Prosthodontics and Crown & Bridge.

II BDS

I. General Pathology and Microbiology.
ii. General and Dental Pharmacology and Therapeutics.
iii. Dental Materials.
iv. Preclinical Conservative Dentistry.
v. Preclinical Prosthodontics and Crown & Bridge.
vi. Oral Pathology & Oral Microbiology.

III BDS

I. General Medicine.
ii. General Surgery.
iii. Oral Pathology and Oral Microbiology.
iv. Conservative Dentistry & Endodontics.
v. Oral & Maxillofacial Surgery.
vi. Oral Medicine and Radiology
vii. Orthodontics & Dentofacial Orthopaedics.
viii. Paediatric & Preventive Dentistry.
ix. Periodontology.
x. Prosthodontics and Crown & Bridge.
xi. Public Health Dentistry.

IV BDS

I. Orthodontics & Dentofacial Orthopaedics.
ii. Oral Medicine and Radiology.
iii. Paediatric & Preventive Dentistry.
iv. Periodontology.
v. Oral & Maxillofacial Surgery.
vi. Prosthodontics and Crown and Bridge.
vii. Conservative Dentistry & Endodontics.
viii. Public Health Dentistry.

SECTION V: Ethics in Dentistry

Dean and Director
The Oxford Dental College, Bommnahalli
Hosur Road Bengaluru - 560 068

SECTION *II*

AIMS AND OBJECTIVE OF BDS COURSE

Aims

The dental graduates during training in the institutions should acquire adequate knowledge, necessary
skills and such attitudes which are required for carrying out all the activities appropriate to general dental practice involving the prevention, diagnosis and treatment of anomalies and diseases of the teeth, mouth, jaws and associated tissues. The graduate should also understand the concept of community oral heath education and be able to participate in the rural health care delivery programmes
existing in the country.

Objectives

The objectives are dealt under three headings namely (a) knowledge and understanding (b) skills and (c) attitudes.

a. Knowledge and understanding
The graduate should acquire the following during the period of training.

1. Adequate knowledge of the scientific foundations on which dentistry is based and good understanding of various relevant scientific methods, principles of biological functions and should be able to evaluate and analyse scientifically various established facts and data.

2. Adequate knowledge of the development, structure and function of the teeth, mouth and jaws and associated tissues both in health and disease and their relationship and effect on general-state of health and also the bearing on physical and social well-being of the patient.

3. Adequate knowledge of clinical disciplines and methods, which provide a coherent picture of anomalies, lesions and diseases of the teeth, mouth and jaws and preventive, diagnostic and therapeutic aspects of dentistry.

4. Adequate clinical experience required for general dental practice.

5. Adequate knowledge of biological function and behaviour of persons in health and sickness as well as the influence of the natural and social environment on the state of health so far as it affects dentistry.

2

Dean and Director
The Oxford Dental College, Bommnahalli
Hosur Road Bengaluru - 560 068

b. Skills
A graduate should be able to demonstrate the following skills necessary for practice of dentistry.

1. Able to diagnose and manage various common dental problems encountered in general dental practice, keeping in mind the expectations and the right of the society to receive the best possible treatment available wherever possible.
2. Acquire skill to prevent and manage complications if encountered while carrying out various dental surgical and other procedures.
3. Possess skill to carry out required investigative procedures and ability to interpret laboratory findings.
4. Promote oral health and help to prevent oral diseases wherever possible.
5. Competent in control of pain and anxiety during dental treatment.

c. Attitudes
A graduate should develop during the training period the following attitudes.

1. Willing to apply current knowledge of dentistry in the best interest of the patients and the community.
2. Maintain a high standard of professional ethics and conduct and apply these in all aspects of professional life.
3. Seek to improve awareness and provide possible solutions for oral health problems and needs throughout the community.
4. Willingness to participate in the continuing education programmes to update knowledge and professional skills from time to time.
5. To help and to participate in the implementation of national health programmes.

Dean and Director
The Oxford Dental College, Bommanahalli
Hosur Road, Bangalore - 560 068

SECTION V

ETHICS IN DENTISTRY

Introduction

There is a definitie shift now from the traditional patient and doctor relationship and delivery of dental care. With the advances in science and technology and the increasing needs of the patient, theirs families and community, there is a concern for the health of the community as a whole . There is a shift to greater accountability to the society. Dental specialists like the other health professionals are confronted with many ethical problems. It is therefore absolutely necessary for each and every one in the health care delivery to prepare themselves to deal with these problems. To accomplish this and develop human values, it is desired that all the traineess undergo ethical sensilization by lectures or discussion on ethical issues, discussion of cases with an important ethical component.

Course content:

Introduction to Ethics

- What is ethics?
- What are values and norms?
- How to form a value system in one's personal and professional life?
- Hippocratic oath.
- Declaration of Helsinki, WHO declaration of Geneve, International code of ethics, D.C.I.Code of ethis.

Ethics of the Individual

The patient as a person
Right to be respected
Truth and confidentiality
Autonome of decision
Doctor Patient relationship

Professional Ethics

Code of conduct
Contract and confidentiality
Charging of fees, fee splitting
Prescription of drugs
Over-investigating the patient
Malpractice and negligence

Dean and Director
The Oxford Dental College, Bomma...
Hosur Road Bengaluru - 560 ...

Research Ethics:

Animal and experimental research/humanness
Human experimentation
Human volunteer research-informed consent
Drug trials

Ethical workshop of cases
Gathering all scientific factors
Gathering all value factors
Identifying areas of value-conflict, setting of priorities
Working out criteria towards decisions

Recommended Reading:

Francis C.M., Medical Ethics, I Ed. 1993, Jaypee Brothers, New Delhi p.189.

Dean and
The Oxford Dental College,
Hosur Road, Bengaluru - 560

III BDS
ORAL MEDICINE AND RADIOLOGY

THEORY: 20 HOURS **PRACTICALS: 70 HOURS**
MUST KNOW
III YEAR ORAL MEDICINE THEORY: 12 HOURS

1. Introduction to Oral Medicine- Definition Scope and Clinical Applications	1 hour
2. Principles of oral diagnosis - Definitions. - Importance of diagnosis and various types of diagnosis - Case history and components. - Physical examination methodologies - general examination, extra oral & neck examination , intra oral examination - Concepts of provisional diagnosis, differential diagnosis. - Clinical chair side investigations and radiological investigations, exfoliative cytology; hematological, microbiological, histopathological investigations. - Special investigations --biochemical, sialochemical studies, serology, immunological studies. - Final /confirmed diagnosis. - Formulation of treatment plan & prognosis - Referral for opinions. Examination of swelling, ulcer, erosions, sinus, fistula, pigmented lesions, red and white mucosal lesions, pain, TMJ, and lymphnodes Procedures for post-mortem dental examination; maintaining dental records and their use in dental practice and post mortem identification; jurisprudence and ethics.	3hour
3. Regressive alterations of teeth, Developmental malformations, discoloration of teeth.	1 hour
4. Priniciples, procedures, and protocol for asepsis, sterilisation, infection control.	1 hour
5. Oral sepsis and its effect on general system. Inflammation- injury, infection and spread of infection, facial space infections, osteoradionecrosis.	1 hour
6. Periapical Diseases, And Diseases Of Dental Pulp, Diagnosis Of Dental Caries, Periodontal Diseases Such As Gingival Hyperplasia, Gingivitis, Periodontitis, Pyogenic Granuloma	1 hour
7. Differential diagnosis of orofacial pain: i. Pain arising from diseases of orofacial tissues like teeth, pulp, gingival and periodontal tissues, mucosa, tongue, muscles, blood vessels, lymph nodes, bone, paranasal sinuses, salivary glands etc.	2 hour

97

Dean and Director
The Oxford Dental College, Bommnaha
Hosur Road Bengaluru - 560 068

IV BDS
PERIODONTOLOGY

Teaching Hours: Theory: 50 Hours

Sl. No.	Topic	Expected to know	Hours
1.	Classification of periodontal diseases	Need and scientific basis, classification of gingival and periodontal diseases- world workshop 1999.	1
2.	Risk Factors	Definition, Risk factors for periodontal diseases. Smoking and periodontal diseases, Role of Stress factors	1
3.	Genetic factors	Genetic factors associated with periodontal disease	1
4.	Host Response	Mechanism of initiation & progression of Periodontal disease, Basic concepts , cells, Mast cells, Neutrophils, macrophages, Lymphocytes, Immunoglobulins, complement, Immune Mechanisms and Cytokines in brief. Stages in gingivitis - Initial, early established, advanced Periodontal disease activity continuous paradigm, random burst and asynchronous multiple burst hypothesis	2
5.	Furcation involvement	Furcation involvement Various Classifications, prognosis and management.	1
6.	Bone loss patterns	Bone loss and patterns of bone destruction in periodontal disease	1
7.	Diagnosis	Routine procedures, methods of probing types of probes, -case history Halitosis, Etiology and treatment.	2 1
8.	Radiographic aids	Radiographs aids in the diagnosis of periodontal diseases	1
9.	Advanced diagnostic aids	Advanced diagnostic aids - Their role in brief	1
10.	Prognosis	Definition, types, purpose and factors	1
11.	Treatment plan	Factors to be considered	1
12.	Rationale for periodontal therapy	Regeneration, Repair, Re-attachment, New attachment	1

122

Dean and Director
The Oxford Dental College, Bommnahalli
Hosur Road Bengaluru - 560 068

23.	Microsurgery	Periodontal Microsurgery in brief, Electrosurgery, cryosurgery	1
24.	Splints	Periodontal splints - purpose, classification- principles of splinting	1
25.	Trauma from Occlusion (TFO)	definition, types, histopathological changes, role in periodontal disease, measures of management	1
26.	Implants	Definition, Types, Scope, biomaterials used. Periodontal considerations such as implant-gingiva and implant-bone interface. Implant failure, Peri-implantitis and management. Advanced surgical techniques	3
27.	Periodontal medicine	PDL infection associated with various systemic Diseases.	1
28.	Host modulation therapy	Principles, Agents used	1
29.	Lasers	Lasers in periodontal therapy	1
30.	Supportive periodontal therapy	Definition, Rationale. Patient Classification Factors affecting S P T; Implant maintenance	1
31.	Pharmacotherapy	Periodontal dressings ; antibiotics and antiinflammatory drugs - local drug delivery	1
32.	Pulpo-periodontal Lesions	Pulpo-periodontal involvement - Routes of Spread of infection management	1
33.	Evidence based decision making	Assessing evidence, implementing evidence based decisions in clinical practice	1
34.	Patient management	Ethical, legal and practical issues in the management of periodontal patients	1

Dean and Director
The Oxford Dental College, Bommnahal
Hosur Road Bengaluru - 560 068

IV BDS
ORTHODONTICS AND DENTOFACIAL ORTHOPEDICS

Course Details -IV Year B.D.S

TEACHING HOURS:

Mode of Teaching	IV Year B.D.S
Theory	30 Hours
Clinical	100 Hours
Total	130 Hours

MUST KNOW

IV YEAR - COURSE SYLLABUS:

Sl. No.	Subjects	Hours
1.	General Principles in Orthodontic Treatment Planning of Dental and Skeletal Malocclusions	1 Hour
2.	Anchorage in Orthodontics - Definition, Classification, Types and Stability of Anchorage	2 Hours
3.	Biomechanical Principles in Orthodontic Tooth movement a. Different types of tooth movements b. Tissue response to orthodontic force application c. Age factor in orthodontic tooth movement	2 Hours
4.	Preventive Orthodontics a. Definition b. Different procedures undertaken in preventive orthodontics and their limitations Interceptive Orthodontics a. Definition b. Different procedures undertaken in interceptive procedure c. Serial Extraction: Definition, indications, contra-indication, technique, advantages and disadvantages d. Role of muscle exercise as an interceptive orthodontics	Will Be Covered by Department of Pedodontia
5.	Corrective orthodontics a. Definition, factors to be considered during treatment planning b. Model analysis: Pont's, Ashley Howe's, Bolton, Careys, Moyer's Mixed Dentition Analysis	2 Hours

Dean and Director
The Oxford Dental College, Bommn.
Hosur Road Bengaluru - 560 068

c. Anterior open bite and deep bite d. Cross bite	
13. Principle, Differential Diagnosis and Methods of Treatment of: a. Midline diastema b. Cross bite c. Open bite d. Deep bite e. Spacing f. Crowding g. Class II – Division 1, Division 2 h. Class III - Malocclusion - True and Pseudo Class III	3 Hours
14. Retention and Relapse Definition, Need for retention, Causes of relapse, Methods of retention, Different types of retention devices, Duration of retention, Theories of retention	2 Hours
15. Ethics	1 Hour
16. Genetic in Orthodontics	1 Hour
17. Computers in Orthodontics	1 Hour
18. Adult Orthodontics in brief	1 Hour

CLINICALS AND PRATICALS IN ORTHODONTICS DURING IV B.D.S - 130 Hours

CLINICAL TRAINING DURING IV B.D.S
1. Case History Training
2. Case Discussion
3. Discussion on the given topic
4. Cephalometric tracings
   a. Down's Analysis
   b. Steiner's Analysis
   c. Tweed's Analysis

PRATICAL TRAINING DURING IV YEAR B.D.S
1. Adam's Clasp on Anterior teeth Gauge 0.7mm
2. Modified Adam's Clasp on upper arch Gauge 0.7mm
3. High Labial bow with Apron spring on upper arch (Gauge of Labial bow - 0.9mm, Apron Spring - 0.3mm)
4. Coffin spring on upper arch Gauge 1mm
5. Appliance Construction in Acrylic
   a. Upper and lower Hawley's Appliance
   b. Upper Hawley's with Anterior bite plane
   c. Upper Habit breaking Appliance

Dean and Director
The Oxford Dental College, Bommnahalli
Hosur Road Bengaluru - 560 068

IV BDS
PEDIATRIC AND PREVENTIVE DENTISTRY

Lectures
Theory
IV Year: 45 Hours

Practicals/Clinics:
IV Year: 100 Hours

IV YEAR PEDODONTICS AND PREVENTIVE DENTISTRY: 45 HOURS

Sl. No.	Subjects	Hours
1.	Child Psychology Definition Importance of understanding child psychology in pedodontics Theories Psychological development from birth through adolescence Dental fear, anxiety and their management, types of cry Application of psychology principles in dental management Psychological disorders including anorexia, bulimia Child Abuse and Neglect	4 hours
2.	Behaviour Management Definition Classification and types of behaviour Factors influencing child behaviour Non-pharmacological management of behaviour Pharmacological management of behaviour: Pharmacological principles in pediatric dentistry-drug dosage formulae Analgesics, anti inflammatory and antibiotics commonly prescribed for children Conscious sedation including nitrous oxide-oxygen inhalation anaesthesia	5 hours
3.	Fluorides Historical background Systemic fluorides-availability, agents, concentrations, advantages and disadvantages Topical fluorides-agents, composition, methods of application both for professional and home use, advantages and disadvantages Mechanism of action and its anti cariogenic effect Fluoride toxicity and its management De fluoridation techniques	4 hours

143

Dean and Director
The Oxford Dental College, Bommnahalli
Hosur Road Bengaluru - 560 068

Levels and types of prevention Preventive measures: Minimal Intervention Pit and fissure sealants Preventive resin restorations (PRR, CARR) Newer agents available for caries prevention and re mineralization Caries vaccine	
11. Nanodentistry- introduction, principles and technique -an outline	1 hour
12. Dental health education and school dental health programmes	1 hour
13. Importance of Dental Home	1 hour
14. Dental emergencies in children and their management	1 hour
15. Setting up of Paediatric dental practice including ethics	1 hour

PRACTICALS / CLINICS

1. Student is trained to arrive at proper diagnosis by following a scientific and systematic procedure of history taking and examination of orofacial region. Training is also imparted in management whenever possible.

2. In view of the above each student shall maintain a record of work done, which shall be evaluated for marks at the time of university examination.

3. The following is the minimum prescribed work:

Pre-clinical (III Year)
Drawing of individual primary teeth morphology
Preparation of various cavity designs on typhodont teeth and extracted primary and permanent teeth
Fabrication of habit breaking appliances
Clinical exercises (IV Year)
Case History Recording and Treatment Planning
Communication and Management of child patient
Preventive measures - oral prophylaxis, topical fluoride application
Restoration of carious teeth using different materials
Extraction of primary teeth

145

Dean and Director
The Oxford Dental College, Bommnahalli
Hosur Road Bengaluru - 560 068

IV BDS
PROSTHODONTICS, CROWN AND BRIDGE INCLUDING IMPLANTOLOGY

Teaching Hours:
Clinical:
III year :70 hours
IV year 300 hours

Theory:
III year :30 hours
IV year :80 hours

IV PROSTHODONTICS THEORY: 30 HOURS

Sl. No.	Subjects	Hours
1.	Relating the patient to the articulator Articulators - articulators based on theories of occlusion - articulators based on the type of record used for their adjustment Selection of Articulator for complete dentures - Hanau articulator - Whip mix articulator - Dentatus articulator	1 hour
2.	Selecting artificial teeth for edentulous patient Anterior tooth selection Pre extraction guides size of the anterior teeth form of the anterior teeth The dentogenic concept in selecting artificial teeth Posterior tooth selection Bucco lingual width of posterior teeth mesiodistal length of posterior teeth cervico Occlusal Length of Posterior Teeth types of posterior teeth according to materials types of posterior teeth according to cusp inclines	1 hour
3.	Preliminary Arrangement Of Artificial Teeth Guides for preliminarily arranging anterior teeth Relationship to incisive papilla factors governing the anteroposterior position of the dental arch	1 hour

148

Dean and Director
The Oxford Dental College, Bommnah
Hosur Road Bengaluru - 560 068

Finishing, cementing and maintenance of crowns and bridges Laser and high speed.	
IMPLANTS	
34. Osseo integrated - Supported prosthesis. Introduction and scope advantages and disadvantages. Classification Applied material science, patient Evaluation pre-surgical preparation treatment plan, applied Linical, surgical and Laboratory Procedure . Osseointegrated supporting prosthesis occlusion, esthetics, insertion and maintenance. Examination, diagnosis and treatment planning and other clinical and Laboratory procedures	5 hours
35. Maxillofacial Prosthesis Restoration of congenital and acquired oral and para-oral Defects. (Facial Prostheses, including implant support Maxillo Facial prosthesis). Splints Obturators Carriers Bruxism and management of occlusal attrition	5 hours
36. Miscellaneous Patient and practice management in Prosthodontic clinic Ethics, Law, Jurisprudence an Forensic Odontology - in Prosthodontic practice Assistants - Laboratories and clinic Communication methods - Technician work Authorization, methods and legality	5 hours
37. Emergencies in Prosthodontics During impression recording in Partially, Completely Edentulous Situation and Maxillofacial Defects. Precautions and management of traumatic accidents in tooth preparation use vasoconstrictor in anaesthetic solutions and retraction cords. ill fitting dentures Broken clasps, facings Broken prosthesis Swallowing Prosthesis General Management of elderly and C.V.S. and immuno compromised patients.	2 hours

Dean and Director
The Oxford Dental College, Bommnahalli
Hosur Road Bengaluru - 560 068

157

IV BDS
ORAL AND MAXILLOFACIAL SURGERY

IV year BDS Theory: 50 hours

1.	Dento-alveolar surgery	Trans alveolar extraction Impacted teeth: General factors, incidence, etiology Classification and indications Assesment: clinical & radiological Anaesthetic considerations Surgical procedure Impacted maxillary third molar & Impacted Canine	1 hour 4 hours
2.	Endodontic surgery	Introduction, classification, apicectomy, replantation	
3.	Infections of the oral cavity	Introduction, microbiology, anatomy of fascial spaces, course of odontogenic infections, Spread of infection, classification, clinical features, management Dentoalveolar abscess, ludwigs angina osteomyelitis and ORN. Hepatitis B and HIV	4 hours
4.	Cystic lesions of jaws	Definition, classification and pathogenesis Diagnosis, clinical features, radiological, aspiration biopsy, use of contrastmedia and histopathology Management-types of surgical procedures, and complications	3 hours
5.	Oral Implantology	Principles of implantology	2 hours
6.	Ethics		1 hour
7.	Preprosthetic surgery	Introduction, aims, classification Corrective procedures - hard & soft tissues Ridge extension and augmentation procedures	2 hours
8.	Diseases of maxillary Sinus	Surgical anatomy, Acute & chronic sinusitis	1 hour
		Oro antral fistula & Surgical approach for sinus	1 hour

166

Dean and Director
The Oxford Dental College, Bommnahalli
Hosur Road Bengaluru - 560 068

IV BDS

PUBLIC HEALTH DENTISTRY

Theory: 45 hours Clinical/Practical:150 hour

Sl.No.	Topic	No. of hours	Year of study
1.	**PUBLIC HEALTH** i. General Epidemiology:-definition,objectives,methods	2	IV BDS
	ii.Environment Health: -Concepts,principles,protection, sources,purification environmental sanitation of water disposal of waste sanitation,then role in mass disorders	2	
	iii. Health Education: -Definition,concepts,principles,methods, and health education aids	2	
	iv.Public Health Administration: -Priority,establishment, manpower,private practice management, hospital management.	2	
	v.Ethics and Jurisprudence: Professional liabilities,negligence, malpractice, consents, evidence, contrasts, and methods of identification in forensic dentistry.	2	
	vi.Behavior sciences:Definition of sociology,anthropology and psychology and their in dental practice and community.	2	
	vii. Health care delivery system: Center and state, oral health policy,primary health care, national programmes, health organizations.	2	
2.	**Dental Public Health**		
	i. Definition and difference between community and clinical health.	2	
	ii. Nutrition in oral diseases	2	
	iii. Delivery of dental care: Dental auxiliaries, operational and non-operational, incremental and comprehensive health care, school dental health Planning & Evaluation	4 1	
	iv. Payments of dental care: Methods of payments and dental insurance, government plans	2	
3.	**Preventive Dentistry** i. Definition, Levels, role of individual community and profession, fluorides in dentistry, plaque control programmes. ii. Prevention of dental caries Prevention of periodontal disease Prevention of oral cancer Prevention of malocclusion Atraumatic Restorative Treatment(ART) Occupational Hazards Evidence Based Dentistry(EBD)	5 6	

Dean and Director
The Oxford Dental College, Bommnahalli
Hosur Road Bengaluru - 560 068

III BDS
PERIODONTOLOGY

Knowledge:

- To have adequate knowledge and understanding of the etiology, pathophysiology, diagnosis & treatment planning of various periodontal problems.
- To have understood the periodontal surgical principles like pre and post surgical management of periodontal diseases.
- Essential knowledge of personal hygiene and infection control, prevention of cross infection and safe disposal of hospital waste keeping in view the high prevalence of infectious disease

Skills

- To obtain proper clinical history, examination of the patient, perform diagnostic procedures and order essential laboratory tests and interpret them and to arrive at a provisional diagnosis about the periodontal condition.
- To perform with competence various periodontal nonsurgical procedures. To treat non- surgically the various periodontal diseases.

Attitude:

- Periodontal surgical care is to be delivered irrespective of the social status, caste, creed or religion of the patient.
- Willing to share the knowledge and clinical experience with professional colleagues.
- Respect patient right and privileges, including patients right to information and right to seek a second opinion.

Dean and Director
The Oxford Dental College, Bomma
Hosur Road Bengaluru - 560 068

9.	Chemotherapeutic agents	Various chemotherapeutic agents used in periodontal therapy	1
10.	Gingival Diseases	Localised & generalize diseases gingivitis. Papillary, marginal and diffused gingivitis. Etiology, pathogenesis clinical signs, symptoms and management of-Plaque-associated gingivitis Systemically aggravated gingivitis (Sex hormones,Drugs and systemic diseases) Necrotizing ulcerative gingivitis Desquamative gingivitis associated with Lichen planus, Pemphigoid pemphigus and other Vesic ulob ullous lesions.Allergic gingivitis Infective gingivitis - Herpetic, bacterial and candidial, pericoronitis. Gingival diseases in childhood	2
11.	Gingival enlargement	Types of Gingival enlargement (Classification and differential diagnosis)	2
12.	Epidemiology of Periodontal disease	Definition of index, Incidence, Prevalence. Classification of indices.(Irreversible & reversible) Deficiencies of earlier indices used in Periodontics Detailed understanding of Silness & Loe Plaque index, Loe and Silness gingival index, CPITN & CPI.Prevalence of periodontal diseases in India and ther countries. Public Health significance (All these topics are covered at under community dentistry. Hence the topics may be discussed briefly however; questions may be asked from the topics for examination).	2
13.	Extension of inflammation from gingiva	Mechanism of spread of Inflammation from Gingival to deeper periodontal structures. Factors that modify the spread	1
14.	AIDS and periodontium	AIDS and periodontium	1

Dean and Director
The Oxford Dental College, Bommnahall
Hosur Road Bengaluru - 560 068

REVISED RGUHS M.D.S. SYLLABUS

APPLICABLE TO MAY- 2018 ADMITTED MDS STUDENTS AND ONWARDS

SECTION I REGULATIONS

1. **Title of the Course:** It shall be called Master of Dental Surgery (MDS).

2. **Branches of Study:** The following are the subjects of specialty for the MDS degree:

   a. **Prosthodontics and Crown & Bridge**
   b. **Periodontology**
   c. **Oral & Maxillofacial Surgery**
   d. **Conservative Dentistry and Endodontics**
   e. **Orthodontics & Dentofacial Orthopedics**
   f. **Oral & Maxillofacial Pathology & Oral Microbiology:**
   g. **Public Health Dentistry**
   h. **Pediatric Dentistry**
   i. **Oral Medicine & Radiology**

3. **Eligibility**

A candidate for admission to the MDS course (Master of Dental Surgery) must have a. recognized degree of BDS (Bachelor of Dental Surgery) awarded by an Indian University in respect of recognized Dental College under Section 10(2) of the Dentists Act, 1948 or an equivalent qualification recognized by the Dental Council of India and should have obtained permanent registration with any of the State Dental Council.

Candidates who possess PG Diploma recognized by the DCI with the duration of 2 years in particular specialty is eligible for admission in MDS in the same specialty and the duration will be 2 years. The syllabus of the two years programme i.e PG- Diploma will be as per the existing DCI/university guidelines.

Dean and Director
The Oxford Dental College, Bommnahalli
Hosur Road Bengaluru - 560 068

Part-II:

Paper-I: Oral and Maxillofacial Radiology

Paper-II: Oral Medicine, therapeutics and laboratory investigations

Paper-III: Descriptive and analyzing type question

SECTION II

GOALS & OBJECTIVES OF MDS COURSE

Goals:

The goals of postgraduate training in various specialties is to train B.D.S. graduate who will, after successful completion of the course:

© Practice respective specialty efficiently and effectively, backed by scientific knowledge and skill.

© Exercise empathy and a caring attitude and maintain high ethical standards.

© Continue to evince keen interest in continuing professional education in the specialty and allied specialties irrespective of whether in teaching or practice.

© Willing to share the knowledge and skills with any learner, junior or a colleague.

©Develop the faculty for critical analysis and evaluation of various concepts and views, to adopt the most rational approach.

Objectives:

The objective is to train a candidate so as to ensure higher competence in both general and special area of interest and prepare him for a career in teaching, research and specialty practice. A candidate must achieve a high degree of clinical proficiency in the subject matter and develop competence in research and its methodology as related to the field concerned.

The above objectives are to be achieved by the time the candidate completes the course. The objectives may be considered as under -

1. Knowledge (Cognitive domain)
2. Skills (Psycho motor domain)
3. Human values, ethical practice and communication abilities

Knowledge:

Dean and Director
The Oxford Dental College, Bommnahall
Hosur Road Bengaluru - 560 068

© Demonstrate understanding of basic sciences relevant to specialty.

© Describe etiology, pathophysiology, principles of diagnosis and management of common problems within the specialty in adults and children.

© Identify social, economic, environmental and emotional determinants in a given case and take them into account for planning treatment.

© Recognize conditions that may be outside the area of specialty/competence and to refer them to an appropriate specialist.

© Update knowledge by self-study and by attending courses, conferences, seminars relevant to specialty.

© Undertake audit, use information technology and carry out research with the aim of publishing or presenting the work at various scientific gatherings.

Skills:

1. Take a proper clinical history, examine the patient, perform essential diagnostic procedures and order relevant tests and interpret them to come to a reasonable diagnosis about the condition.

2. Acquire adequate skills and competence in performing various procedure required in the specialty.

Human values, ethical practice and communication abilities:

© Adopt ethical principles in all aspects of practice.

© Professional honesty and integrity are to be fostered.

© Patient care is to be delivered irrespective of social status, caste, creed or religion of the patient.

© Develop communication skills, in particular and skill to explain various options available in management and to obtain a true informed consent from the patient

© Provide leadership and get the best out of his team in a congenial working atmosphere.

© Apply high moral and ethical standards while carrying out human or animal research.

© Be humble and accept the limitations in his knowledge and skill and to ask for help from colleagues when needed.

© Respect patient's rights and privileges including patient's right to information and right to seek a second opinion.

SECTION III

COURSE DESCRIPTION OF VARIOUS SPECIALTIES

Dean and Director
The Oxford Dental College, Bommnahalli
Hosur Road Bengaluru - 560 068

Section V Ethics in Dentistry

Introduction: There is a definite shift now from the traditional patient and doctor relation and delivery of dental care. With the advances in science and technology and the increased needs of the patient, their families and community, there is a concern for the health of community as a whole. There is a shift to greater accountability to the society. specialists like the other health professionals are confronted with many ethical problems is therefore absolutely necessary for each and every one in the health care delivery to prepare themselves to deal with these problems. To accomplish this and develop human values, it is desired that all the trainees undergo ethical sensitization by lectures or discussion on ethical issues, discussion of cases with an important ethical component.

Course Content: Introduction to ethics -

- What is ethics?
- What. are values and norms?
- How to form a value system in one's personal and professional life? Hippocratic oath.
- Declaration of Helsinki, WHO declaration of Geneva, International code of ethics,
- D.C.I. Code of ethics.

Ethics of the individual -

- The patient as a person.
- Right to be respected
- Truth and confidentiality
- Autonomy of decision
- Doctor Patient relationship

Professional Ethics-

- Code of conduct
- Contract and confidentiality
- Charging of fees, fee splitting
- Prescription of drugs
- Over-investigating the patient
- Malpractice and negligence

Research Ethics -

Animal and experimental research

Human volunteer research-informed consent for trials Drug trials

Ethical workshop of cases Gathering all scientific factors Gathering all value factors

Fortifying areas of value - conflict, setting of priorities Working out criteria towards decisions.

Recommended Reading:

Dean and Director
The Oxford Dental College, Bommnaha
Hosur Road Bengaluru - 560 068

ORAL MEDICINE AND RADIOLOGY

Objectives:

At the end of 3 years of training the candidate should be able to

Knowledge: Theoretical, Clinical and practical knowledge of all mucosal lesions, diagnostic procedures pertaining to them and latest information of imaging modules.

Skills and Attitude: Three important skills need to be imparted

1. . Diagnostic skill in recognition of oral lesions and their management
2. Research skills in handling scientific problems pertaining to oral treatment
3. Clinical and Didactic skills in encouraging younger doctors to attain learning objectives Attitudes:

Positive mental attitude and the persistence of continued learning need to be inculcated

Course Contents

Paper I: Applied Basic Sciences Applied Anatomy

1. Gross anatomy of the face:

a. Muscles of Facial Expression And Muscles Of Mastication
b. Facial nerve
c. Facial artery
d. Facial vein
e. Parotid gland and its relations

2. Neck region:

a. Triangles of the neck with special reference to Carotid, Digastric triangles and midline structures
b. Facial spaces
c. Carotid system of arteries, Vertebral Artery, and Subclavian arteries
d. Jugular system Internal jugular

External jugular

e. Lymphatic drainage
f. Cervical plane
g. Muscles derived from Pharyngeal arches
h. Infratemporal fossa in detail and temporomandibular joint
i. Endocrine glands Pituitary
j. Sympathetic chain
k. Cranial nerves-V, VII, IX, XI, & XII

- Thyroid
- Parathyroid

I. Exocrine glands

- Parotid

Dean and Director
The Oxford Dental College, Bommnahalli
Hosur Road Bengaluru - 560 068

2nd day

Post-surgical review and discussion of the case treated on the 1st day Presentation of dissertation & discussion
All the examiners shall participate in all the aspects of clinical examinations / Viva Voce

Distribution of Marks for Clinical examination (recommended)

a) Long Case discussion	50
b) 2 short cases	50
c) Periodontal surgery	75
d) Post — operative review	25
Total	200

C. Viva Voce: 100 Marks

i. Viva- Voce examination: 80 marks

All examiners will conduct viva-voce conjointly on candidate's comprehension, analytical approach, expression, interpretation of data and communication skills. It includes all components of course contents. It includes presentation and discussion on dissertation also.

ii. Pedagogy: 20 marks

A topic is given to each candidate in the beginning of clinical examination. He/she is asked to make a presentation on the topic for 8-10 minutes

Topic be given to each candidate in the beginning of clinical examination. He/she is asked make a presentation on the topic for 8-10 minutes.

ORAL AND MAXILLOFACIAL SURGERY

Objective :

The training program in Oral and Maxillofacial Surgery is structured to achieve the following four objectives-

© Knowledge
© Skills
©Attitude
© Communicative skills and ability

Knowledge:

© To have acquired adequate knowledge and understanding of the etiology, patho physiology and diagnosis, treatment planning of various common oral and Maxillofacial surgical problems both minor and major in nature.

Dean and Director
The Oxford Dental College, Bommanahalli
Hosur Road Bengaluru - 56

© To have understood the general surgical principles like pre and post surgical management, particularly evaluation, post surgical care, fluid and electrolyte management, blood transfusion and post surgical pain management.

© Understanding of basic sciences relevant to practice or oral and maxillofacial surgery.

© Able to identify social, cultural, economic, genetic and environmental factors and their relevance to disease process management in the oral and Maxillofacial region.

© Essential knowledge of personal hygiene and infection control, prevention of cross infection and safe disposal of hospital waste keeping in view the high prevalence of hepatitis and HIV.

Skill

© To obtain proper clinical history, methodical examination of the patient, perform essential diagnostic procedures and order relevant laboratory tests and interpn them and to arrive at a reasonable diagnosis about the surgical condition.

© To perform with competence minor oral surgical procedures and common maxillofacial surgery. To treat both surgically and medically (or by other means of the oral and Maxillofacial and the related area).

© Capable of providing care for maxillofacial surgery patients.

Attitude:

© Develop attitude to adopt ethical principles in all aspect of surgical practice, professional honesty and integrity are to be fostered. Surgical care is to be delivered irrespective of the social status, caste, creed or religion of the patient.

© Willing to share the knowledge and clinical experience with professional colleagues.

© Wiling to adopt new techniques of surgical management developed from time to time based on scientific research which are in the best interest of the patient

© Respect patient's right and privileges, including patients right to information and right to seek a second opinion.

© Develop attitude to seek opinion from an allied medical and dental specialists as and when required.

Communication skills:

© Develop adequate communication skills particularly with the patients giving them the various options available to manage a particular surgical problem and obtain a true informed consent from them for the most appropriate treatment available at that point of time

© Develop the ability to communicate with professional colleagues.

© Develop ability to teach undergraduates.

Course content:

The program outline addresses both the knowledge needed in Oral and Maxillofacial Surgery and allied medical specialties in its scope. A minimum of three years of formal training through a graded system of education as specified will equip the trainee with skill and knowledge at its completion to be able to practice basic oral and Maxillofacial surgeon competently and have the ability to intelligently pursue

Dean and Director
The Oxford Dental College, Bommnahalli
Hosur Road Bengaluru - 560 068

i. Viva-voce examination: 80 marks

All examiners will conduct viva-voce conjointly on candidate's comprehension, analytical approach, expression, interpretation of data and communication skills. It includes all components of course contents. It includes presentation and discussion on dissertation also.

ii. Pedagogy Exercise: 20 marks

A topic be given to each candidate in the beginning of clinical examination. He/she is asked make a presentation on the topic for 8-10 minutes.

CONSERVATIVE DENTISTRY and ENDODONTICS

The following objectives are laid out to achieve the goals of the course. These are to be achieved by the time the candidate completes the course. These objectives may be considered under the following subtitles.

Knowledge

At the end of 36 months of training, the candidates should be able to:

© Describe aeitology, pathophysiology, periapical diagnosis and management of common restorative situations, endodontic situations that will include contemporary management of dental caries, management of trauma and pulpal pathoses including periodontal situations.

© Demonstrate understanding of basic sciences as relevant to conservative / restorative dentistry and Endodontics.

© Identify social, economic, environmental and emotional determinants in a given case or community and take them into account for planning and execution at individual and community level.

© Ability to master differential diagnosis and recognize conditions that may require multi disciplinary approach or a clinical situation outside the realm of the specialty, which he or she should be able to recognize and refer to appropriate specialist.

© Update himself by self-study and by attending basic and advanced courses, conferences, seminars, and workshops in the specialty of Conservative Dentistry- Endodontics-Dental Materials and Restorative Dentistry.

© Ability to teach, guide, colleagues and other students.Use information technology tools and carry out research both basic and clinical with the aim of publishing his/her work and presenting the same at scientific platforms

Skills

© Take proper chair side history, examine the patient and perform medical and dental diagnostic procedures and order as well as perform relevant tests and interpret to them to come to a reasonable diagnosis about the dental condition in general and Conservative Dentistry - Endodontics in particular. And undertake complete patient monitoring including preoperative as well as post operative care of the patient.

Dean and Director
The Oxford Dental College, Bommanahalli
Hosur Road Bangaluru - 560 068

© Perform all levels of restorative work and surgical and non-surgical Endodontics including endodontic endoosseous implants, as well as endodontic-periodontal surgical procedures as part of multidisciplinary approach to clinical condition.
© Provide basic life saving support in emergency situations.
© Manage acute pulpal and pulpo periodontal situations.
© Have a thorough knowledge of infection control measures in the dental clinical environment and laboratories.
Human Values, Ethical Practice and Communication Abilities
© Adopt ethical principles in all aspects of restorative and contemporaries Endodontics" including non-surgical and surgical Endodontics. © Professional honesty and integrity should be the top priority.
© Dental care has to be provided regardless of social status, caste, creed or religion of the patient.
© Develop communication skills- in particular to explain various options available management and to obtain a true informed consent from the patient.
© Apply high moral and ethical standards while carrying on human or animal research .He / She shall not carry out any heroic procedures and must know his limitations in performing all aspects of restorative dentistry including Endodontics. Ask for help from colfeagues or seniors when required without hesitation O Respect patient's rights and privileges including patients right to information.
Course Contents :
Applied Anatomy of Head and Neck
© Development of face, paranasal sinuses and the associated structures and their anomalies, cranial and facial bones, TMJ anatomy and function, arterial and venous drainage of head and neck, muscles of face and neck including muscles of mastication and deglutition, brief consideration of structures and function of brain. Brief consideration of all cranial nerves and autonomic nervous system of head and neck. Salivary glands, Functional anatomy of mastication, deglutition and speech. Detailed anatomy of deciduous and permanent teeth, general consideration in physiology of permanent dentition, form, function, alignment, contact, occlusion.)
© Internal anatomy of permanent teeth and its significance
© Applied histology, histology of skin, oral mucosa, connective tissue, bone cartilage, blood vessels, lymphatics, nerves, muscles, tongue.

Development of Teeth
© Enamel - development and composition, physical characteristics, chemical properties, structure
© Age changes - clinical structure
© Dentin - development, physical and chemical properties, structure type of dentin, innervations, age and functional changes.
© Pulp - development, histological structures, innervations, functions, regressive changes, clinical considerations.

Dean and Director
The Oxford Dental College, Bommanahalli
Hosur Road Bengaluru - 560 068

presentation and discussion on dissertation also.

ii. Pedagogy Exercise: 20 marks

A topic be given to each candidate in the beginning of clinical examination. He/she is asked to make a presentation on the topic for 8-10 minutes.

PERIODONTOLOGY

Objectives

The following objectives are laid out to achieve the goals of the course

Knowledge

© Discuss historical perspective to advancement in the subject proper and related topics

© Describe etiology, pathogenesis, diagnosis and management of common periodontal diseases with emphasis on Indian population

© Familiarize with the biochemical, microbiologic and immunologic genetic aspects of periodontal pathology

© Describe various preventive periodontal measures

© Describe various treatment modalities of periodontal disease from historical aspect to currently available ones

© Describe interrelationship between periodontal disease and various systemic conditions

© Describe periodontal hazards due to iatrogenic causes and deleterious habits and prevention of it

© Identify rarities in periodontal disease and environmental/ Emotional determinates in a given case

© Recognize conditions that may be outside the area of his Speciality/competence and refer them to an appropriate Specialist

© Decide regarding non-surgical or surgical management of the case

© Update him by attending course, conferences and seminars relevant to periodontics or by self-learning process.

© Plan out/ carry out research activity both basic and clinical aspects with the aim of publishing his/her work in scientific journals

© Reach to the public to motivate and educate regarding periodontal disease, its prevention and consequences if not treated

© Plan out epidemiological survey to assess prevalence and incidence of early onset periodontitis

Dean and Director
The Oxford Dental College, Bommanahal
Hosur Road, Bengaluru - 560 068

and adult periodontitis in Indian population (Region wise)

© Shall develop knowledge, skill in the science and practice of Oral Implantology
© Shall develop teaching skill in the field of Periodontology and Oral Implantology

SKILL

©*Take a* proper clinical history, thorough examination intra orally, extra orally, medical history evaluation, advice essential diagnostic procedures and interpret them to come to a reasonable diagnosis

©Effective motivation and education regarding periodontal disease and maintenance after the treatment

©Perform both non-surgical & education regarding periodontal disease, maintenance after the treatment

©Perform both non-surgical and surgical procedures independently

©Provide Basic Life Support Service (BLS)

Human values, ethical practice & communication abilities

© Adopt ethical principles in all aspects of treatment modalities, Professional honesty & integrity are to be fostered. Develop Communication skills to make awareness regarding periodontal disease Apply high moral and ethical standards while carrying out human or animal research, Be humble, accept the limitations in his/her knowledge and skill, and ask for help from colleagues when needed, Respect patients rights and privileges, including patients right to information and right to seek a second opinion.

Course Contents

Applied Anatomy:

1. Development of the Periodontium
2. Micro and Macro structural anatomy and biology of the periodontal tissues
3. Age changes in the periodontal tissues
4. Anatomy of the Periodontium
   - ©Macroscopic and microscopic anatomy
   - ©Blood supply of the Periodontium
   - ©Lymphatic system of the Periodontium
   - ©Nerves of the Periodontium
5. Temporomandibular joint, Maxillae and Mandible

Dean and Director
The Oxford Dental College, Bommnahalli
Hosur Road Bengaluru - 560 068

9. Oral Medicine and Radiology

Oral Medicine is that specialty of dentistry concerned with the basic diagnostic procedures and techniques useful in recognizing the diseases of the oral tissues of local and constitutional origin and their medical management.

Radiology is a science dealing with x-rays and their uses in diagnosis and treatment of diseases in relation to orofacial diseases.

2. Course contents

Prosthodontics

To train dental graduates so as to ensure higher competence in both general and special area of Prosthodontics and prepare a candidate for teaching, research and clinical abilities including prevention and after care in prosthodontics including crown and bridge-and implantology.

General Objectives of the Course:

© Training programme in Prosthodontic dentistry including Crown & Bridge & Implantology is structured to achieve knowledge and skill in theoretical and clinical laboratory, attitude, communicative skills and ability to research with understanding of social, cultural, education and environmental background of the society

© To have acquired adequate knowledge and understanding of applied basic and systematic medical science knowledge in general and particular to head and neck.

© The postgraduates will be able to provide Prosthodontic therapy for patients with competence and working knowledge with understanding of applied medical, behavioral and clinical science that are beyond the treatment skills of the general BDS graduate and MDS graduate of other specialties to demonstrate evaluative and judgment skills in making appropriate decisions regarding prevention, treatment aftercare and referral to deliver comprehensive care to patients.

Knowledge

The candidate should possess knowledge applied basic and systematic medical sciences.

© On human anatomy, embryology, histology, applied in general and particular to head and neck, Physiology & Biochemistry, Pathology and microbiology, virology, Health and diseases of various systems of the body (systemic) principles in surgery and medicine, Pharmacology, Nutrition,

Dean and Director
The Oxford Dental College, Bommnahalli
Hosur Road Bengaluru - 560 068

behavioral Science, Age changes, genetics, Immunology, Congenital defects and syndrome and Anthropology, Bioengineering, Bio-medical and Biological Principle and application Dental material science

© Ability to diagnose and plan treatment for patients requiring a Prosthodontic therapy

© Ability to read and interpret a radiograph and other investigations for the purpose of diagnosis treatment planning.

© Tooth and tooth surface restorations, Complete denture prosthodontics, removable partial dentures Prosthodontics, fixed prosthodontics and maxillofacial and Craniofacial Prosthodontics, implants supported Prosthodontics, T.M.J, and occlusion, craniofacial esthetic, and biomaterials. Craniofacial disorders , problems of psychogenic origin.

© Age changes and Prosthodontic Therapy for aged.

© Ability to diagnose failed restoration and provide Prosthodontic therapy and after care.

© Should have essential knowledge on ethics, laws and Jurisprudence and forensic odontology in Prosthodontics

© General health conditions and emergency as related to prosthodontics treatment,

© Identify social, cultural, economic, environmental, educational and emotional determinants of the patient and consider them in planning the treatment.

© Identify cases, which are outside the area of his specialty/ competence and refer them to appropriate specialists.

© Advice regarding case management involving surgical, interim treatment etc.

© Competent specialization in team management of craniofacial design.

© Should attend continuing education programmes, seminars and conferences related to prosthodontics in thus updating himself/herself.

© Teach and guide his / her team, colleague and other students.

© Should be able to use information technology tools and carry out research basic and clinical, with the aims of publishing his/ her work and presenting his/her work at various scientific forums.

© Should have essential knowledge of personal hygiene, infection control, prevent of cross infection and safe disposal of waste, keeping in view the risks of transfer of Hepatitis & HIV

© Should have an ability to plan to establish Prosthodontic clinic/department in a teaching hospital

Dean and Director
The Oxford Dental College, Bommnahalli
Hosur Road Bengaluru - 560 068

© Should have a sound knowledge for the application of pharmacology, effects of drugs on oral tissues and systems of the body and on medically compromised individuals.

Skills

© The candidate should be able to examine the patients requiring Prosthodontic therapy, investigate the patient systemically, analyze the investigation results,

radiography, diagnose the ailment, plan a treatment, communicate it with the patient and execute it.

© Understand the prevalence and prevention of diseases of craniomandibular system related to Prosthetic dentistry.

© The candidate should be able to restore the lost functions of the stomatognathic system namely speech, mastication etc to provide a quality health care for craniofacial region

© The candidate should be able to interact with other speciality including a medical speciality for a planned team management of patients for a craniofacial and oral acquired and congenital defects, Temporomandibular joint syndromes, esthetics, Implant supported Prosthetics and problems of Psychogenic origin,

© Should be able to demonstrate the clinical competence necessary to carry out appropriate treatment at higher level of knowledge, training and practice skills currently available in their specialty area.

© Identify target diseases and awareness amongst the population for Prosthodontic therapy.

© Perform clinical and Laboratory procedure with understanding of biomaterials, tissue conditions related to prosthesis and have competent dexterity and skill for performing clinical and laboratory procedures in fixed, removable, implant and maxillofacial TMJ, esthetics Prosthodontics.

© Laboratory technique management based on skills and knowledge of Dental Materials and dental equipment and instruments,

© To understand demographic distribution and target diseases of Cranio mandibular region related to Prosthodontic including crown & bridge and implantology.

Attitudes

© Adopt ethical principles in all Prosthodontic practice. Professional honesty and integrity are to be fostered. Treatment to be delivered irrespective of social status, caste, creed or religion of patient.

© Willing to share the knowledge and clinical experience with professional colleagues.

Dean and Director
The Oxford Dental College, Bommnahalli
Hosur Road Bengaluru - 560 068

(2) Part II (3 papers of 100 Marks):-

(i) Paper-I: 2 long essay questions of 25 marks each and 5 short essays of 10 marks each. (Total of 100 Marks)

(ii) Paper-II: 2 long essay questions of 25 marks each and 5 short essays of 10 marks each. (Total of 100 Marks)

(iii) Paper III: 2 out of 3 essay questions (50 x 2 = 100 Marks)

Practical and Clinical Examination : 200 Marks

Viva-voce and Pedagogy : 100 Marks

B. Practical/Clinical - 200 Marks
1. Case Presentation
a) Long case - 20 marks
b) Short case — 10 marks
2. Clinical Hematology (any two investigations) - 20 Marks
Hb%, bleeding time, clotting time, Total WBC count, Differential WBC count and ESR
3. Smear Presentation - 20 marks
4. Cytology or microbial smear and staining
5. Paraffin sectioning and H & E Staining - 30 Marks
6. Histopathology slide discussion - 100 Marks
C. Viva Voce 100 Marks
i. Viva-Voce examination: 80 marks
All examiners will conduct viva-voce conjointly on candidate's comprehension, analytical approach, expression, interpretation of data and communication skills. It includes rill components of course contents. It includes presentation and discussion on dissertation also.
iii. Pedagogy Exercise: 20 marks
A topic is given to each candidate in the beginning of clinical examination. He/she is asked to make a presentation on the topic for 8-10 minutes

PUBLIC HEALTH DENTISTY

122

Dean and Director
The Oxford Dental College, Bommnahalli
Hosur Road Bengaluru - 560 068

Objectives

At the end of 3 years of training the candidate should be able to: Knowledge

© apply basic sciences knowledge regarding etiology, diagnosis and management of the prevention, promotion and treatment of all the oral conditions at the individual and community level.

© Identify social, economic, environmental and emotional determinants in a given individual patient or a community for the purpose of planning and execution of Community Oral Health Program.

© Ability to conduct Oral Health Surveys in order to identify all the oral health problems affecting the community and find solutions using multi - disciplinary approach. © Ability to act as a consultant in community Oral Health, teach, guide and take part in research (both basic and clinical), present and publish the outcome at various scientific conferences and journals, both national and international level.

Skills

The candidate should be able to

1. Take history, conduct clinical examination including all diagnostic procedures to arrive at diagnosis at the individual level and conduct survey of the community at state and national level of all conditions related to oral health to arrive at community diagnosis. Plan and perform all necessary treatment, prevention and promotion of Oral Heal at the individual and community level.
2. Plan appropriate Community Oral Health Program, conduct the program and evaluate, at the community level.
3. Ability to make use of knowledge of epidemiology to identify causes and appropriate preventive and control measures.
4. Develop appropriate person power at various levels and their effective utilization.
5. Conduct survey and use appropriate methods to impart Oral Health Education.
6. Develop ways of helping the community towards easy payment plan, and followed by evaluation for their oral health care needs.
7. Develop the planning, implementation, evaluation and administrative skills to carry out successful community Oral Health Programs.

Values:

1. Adopt ethical principles in all aspects of Community Oral Health Activities.
2. To apply ethical and moral standards while carrying out epidemiological researches.
3. Develop communication skills, in particular to explain the causes and prevention of oral diseases to the patient.
4. Be humble and accept the limitations in his knowledge and skill and to ask for help from colleagues when

123

Dean and Director
The Oxford Dental College, Bommanahalli
Hosur Road, Bengaluru - 560 068

needed and promote teamwork approach.

5. Respect patient's rights and privileges including patients right to information and right to seek a second opinion.

Course Contents:

Paper I: Applied Basic Sciences

I. Applied Anatomy and Histology

A. Applied Anatomy in relation to:

Development of face
Bronchial arches
Muscles of facial expression
Muscles of mastication
TMJ
Salivary gland
Tongue
Salivary gland
Tongue
Hard and soft palate
Infratemporal fossa
Paranasal air sinuses
Pharynx and larynx
Cranial and spinal nerves- with emphasis on trigeminal, facial, glossopharyngeal and hypoglossal nerve
Osteology of maxilla and mandible
Blood supply, venous and lymphatic drainage of head and neck
Lymph nodes of head and neck
Structure and relations of alveolar process and edentulous mouth
Genetics-fundamentals

B. Oral Histology

Development of dentition, Innervations of dentin and pulp
Periodontium-development, histology, blood supply, nerve supply and lymphatic drainage
Oral mucous membrane

Dean and Director
The Oxford Dental College, Bommnaha...
Hosur Road Bengaluru - 560 068

1. Public Health
- Definition, concepts and philosophy of dental health
- History of public health in India and at international level
- Terminologies used in public health

2. Health
- Definition, concepts and philosophy of health
- Health indicators
- Community and its characteristics and relation to health

3. Disease
- Definition, concepts.
- Multifactorial causation, natural history, risk factors
- Disease control and eradication, evaluation and causation, infection of specific diseases
- Vaccines and immunization

4. General Epidemiology
- Definition and aims, general principles
- Multifactorial causation, natural history, risk factors
- Methods in epidemiology, descriptive, analytical, experimental and classic epidemiology of specific diseases, uses of epidemiology
- Duties of epidemiologist
- General idea of method of investigating chronic diseases, mostly non-infectious nature, epidemic, endemic, and pandemic.
- Ethical conversation in any study requirement
- New knowledge regarding ethical subjects
- Screening of diseases and standard procedures used

5.Environmental Health:
- Impact of important components of the environment of health
- Principles and methods of identification, evaluation and control of such health hazards
- Pollution of air, water, soil, noise, food
- Water purification, international standards of water
- Domestic and industrial toxins, ionizing radiation
- Occupational hazards
- Waste disposal- various methods and sanitation

6. Public Health Education:
- Definition, aims, principles of health education
- Health education, methods, models, contents, planning health education programs

Dean and Director
The Oxford Dental College, Bommnahalli
Hosur Road Bengaluru - 560 068

7. Public Health Practice and Administration System In India
8. Ethics and Jurisprudence
- Basic principles of law
- Contract laws- dentist - patient relationships & Legal forms of practice
- Dental malpractice
- Person identification through dentistry
- Legal protection for practicing dentist.
- Consumer protection act

9. Nutrition In Public Health:
- Study of science of nutrition and its application to human problem e Nutritional surveys and their evaluations

e Influence of nutrition and diet on general health and oral health, dental caries, periodontal disease and oral cancers
- Dietary constituents and carcinogenicityGuidelines for nutrition

lO. Behavioral Sciences:
- Definition and introduction
- Sociology: social class, social group, family types, communities and social relationships, culture, its effect on oral health.
- Psychology: definition, development of child psychology, anxiety, fear and phobia, intelligence, learning, motivation, personalities, fear, dentist-patient relationship, modeling and experience

11 Hospital Administration:
- Departmental maintenance, organizational structures
- Types of practices
- Biomedical waste management

12..Health Care Delivery System:
- International oral health care delivery systems - Review
- Central and state system in general and oral health care delivery system if any
- National and health policy
- National health programme
- Primary health care - concepts, oral health in PHC and its implications
- National and international health organizations
- Dentists Act 1928, Dental council of India, Ethics, Indian Dental Association
- Role of W.H.O. and Voluntary organizations in Health Care for the Community

13. Oral Biology And Genetics:
A detailed study of cell structure

Dean and Director
The Oxford Dental College, Bommanahalli
Hosur Road, Bengaluru - 560 068

ORTHODO NTICS & DENTOFACIAL ORTHOPAEDICS

The training programme in Orthodontics is to structure and achieve the following four objectives K**nowledge of**

1. The dynamic interaction of biologic processes and mechanical forces acting on the stomatognathic system during orthodontic treatment
2. The etiology, pathophysiology, diagnosis and treatment planning of various common Orthodontic problems
3. Various treatment modalities in Orthodontics preventive interceptive and corrective.
4. Basic sciences relevant to the practice of Orthodontics
5. Interaction of social, cultural, economic, genetic and environmental factors and their relevance to management of oro - facial deformities
6. Factors affecting the long-range stability of orthodontic correction and their management
7. Personal hygiene and infection control, prevention of cross infection and safe disposal of hospital waste, keeping in view the high prevalence of Hepatitis and HIV and other highly contagious diseases.

Skills

1. To obtain proper clinical history, methodical examination of the patient, perform essential diagnostic procedures, and interpret them and arrive at a reasonable diagnosis about the Dentofacial deformities.
2. To be competent to fabricate and manage the most appropriate appliance - intra or extra oral, removable or fixed, mechanical or functional, and active or passive - for the treatment of any orthodontic problem to be treated singly or as a part of multidisciplinary treatment of orofacial deformities.

Attitudes:

1. Develop an attitude to adopt ethical principles in all aspects of Orthodontic practice.
2. Professional honesty and integrity are to be fostered
3. Treatment care is to be delivered irrespective of the social Status, cast, creed or colleagues
4. Willingness to share the knowledge and clinical experience with professional colleagues
5. Willingness to adopt, after a critical assessment, new methods and techniques of orthodontic management developed from time to time based on scientific research, which are in the best interest of the patient
6. Respect patients rights and privileges, including patients right to information and right to seek a second opinion
7. Develop attitude to seek opinion from allied medical and dental specialists as and when required

Communication skills

Dean and Director
The Oxford Dental College, Bommnahalli
Hosur Road Bengaluru - 560 068

© Stages of child development.
© Theories of psychological development.
© Management of child in orthodontic treatment.
© Management of handicapped child.
© Motivation and Psychological problems related to malocclusion / orthodontics
© Adolescent psychology
© Behavioral psychology and communication

XV. Diagnostic procedures and treatment planning in orthodontics

© Emphasis on the process of data gathering, synthesis and translating it into a treatment plan
© Problem cases - analysis of cases and its management
© Adult cases, handicapped and mentally retarded cases and their special problems
© Critique of treated cases. Cephalometrics
© Instrumentation
© Image processing
© Tracing and analysis of errors and applications
© Radiation hygiene
© Advanced Cephalometrics techniques
© Comprehensive review of literature
© Video imaging principles and application.

XVII. Practice management in Orthodontics

© Economics and dynamics of solo and group practices
© Personal management
© Materials management
© Public relations
© Professional relationship
© Dental ethics and jurisprudence
© Office sterilization procedures
© Community based Orthodontics.

XVIII.Clinical Orthodontics Myofunctional Orthodontics:

© Basic principles
© Contemporary appliances - their design and manipulation
© Case selection and evaluation of the treatment results
© Review of the current literature.

Dean and Director
The Oxford Dental College, Bomma
Hosur Road Bengaluru - 560 068

4 Problem solving - a hypothetical oral health situation existing in a community is given with sufficient data. The student as a specialist in community dentistry is expected to suggest practical solutions to the existing oral health situation of the
given community.
(50 Marks -1 Hour)
C. Viva Voce 100 Marks
i. Viva-Voce examination: 80 marks
All examiners will conduct viva-voce conjointly on candidate's comprehension, analytical approach, expression, interpretation of data and communication skills. It includes all components of course contents. It includes presentation and discussion on dissertation
also.
ii. Pedagogy Exercise: 20 marks
A topic be given to each candidate in the beginning of clinical examination. He/she is asked to make a presentation on the topic for 8-10 minute.

PEDIATRIC DENTISTRY

At the end of 3 years of training the candidate should be able to
1. Create not only a good oral health in the child but also a good citizen tomorrow.
2. Instill a positive attitude and behavior in children
3. Understand the principles of prevention and preventive dentistry right from birth to adolescence

4. Guide and counsel the parents in regards to various treatment modalities including different facets of preventive dentistry
5. Prevent and intercept developing malocclusion
Skills
1. Obtain proper clinical history, methodological examination of the child patient, perform essential diagnostic procedures and interpret them, and arrive at a reasonable diagnosis and treat appropriately
2. Be competent to treat dental diseases which are occurring in child patient.
3. Manage to repair and restore the lost tooth structure to maintain harmony between both hard and soft tissues of the oral cavity.
4. Manage the disabled children effectively and efficiently, tailored to the needs of individual requirement and conditions.
Attitudes
1. Develop an attitude to adopt ethical principles in all aspects of Pedodontic practice.
2. Professional honesty and integrity are to be fostered

Dean and Director
The Oxford Dental College, Bommanahalli
Hosur Road Bengaluru - 560 068

3. Treatment care is to be delivered irrespective of the social status, cast, creed, and religion of the patients.
4. Willingness to share the knowledge and clinical experience with professional colleagues.
5. Willingness to adopt, after a critical assessment, new methods and techniques of Pedodontic management developed from time to time, based on scientific research, which are in the best interest of the child patient.
6. Respect child patient's rights and privileges, including child patients right to information and right to seek a second opinion.
7. Develop an attitude to seek opinion from allied medical and dental specialities, as and when required

Course contents
1. Applied Anatomy & genetics
2. Applied Physiology
3. Applied Pathology
4. Nutrition and Die tics

5. Growth & Development: Prenatal and postnatal development of cranium, face, jaws, teeth and supporting structures. Chronology of dental development and development of occlusion. Dimensional changes in dental arches. Cephalometric evaluation of growth.
6. Child Psychology: Development & Classification of behavior, personality, intelligence in children, theories of child psychology, stages of psychological child development, fear anxiety, apprehension dt its management
7. Behavior Management: Non- pharmacological 8b Pharmacological methods.
8. Child Abuse & Dental Neglect
9. Conscious Sedation, Deep Sedation 8s General Anesthesia in Pediatric Dentistry: (Including Other Drugs, Synergic & Antagonistic Actions of Various Drugs Used in Children
10. Preventive Pedodontics: Concepts, chair bide preventive measures for dental diseases, high-risk caries including rampant & extensive caries - Recognition, Features & Preventive Management, Pit and Fissures Sealants, Oral Hygiene measures, Correlation of brushing with dental caries and periodontal diseases. Diet 8s Nutrition as related to dental caries. Diet Counseling
11. Dental Plaque: Definition, Initiation, Pathogenesis, Biochemistry, and Morphology' & Metabolism.
12. Microbiology & Immunology as related to Oral Diseases in Children. Basic concepts, immune system in human body, Auto Immune diseases, Histopathology, Pathogenesis, Immunology of dental caries, Periodontal diseases. Tumors, Oral Mucosal lesions etc.
13. Gingival 8s Periodontal diseases in Children:

137

Dean and Director
The Oxford Dental College, Bommnahalli
Hosur Road Bengaluru - 560 068

Viva-voce and Pedagogy : 100 Marks

B. Practical / Clinical Examination : 200 Marks

No	Exercise	Marks allotted	Approximate time
1	Functional appliance, • case discussion, bite registration, fabrication and delivering of the appliance	50	1 hour 1 hour
2	III stage mechanics/ Bonding/ arch wire fabrication	50	1 hour 30 min
3	Display of case records (a minimum of 5 patients to be presented with all the records)	75	1 hour
4	Long cases	25	2 hours

C Viva Voce : 100 Marks

i. Viva-Voce examination: 80 marks

All examiners will conduct viva-voce conjointly on candidate's comprehension, analytical approach expression, interpretation of data and communication skills. It includes all components of course contents. It includes presentation and discussion on dissertation also.

ii. Pedagogy Exercise: 20 marks

A topic is given to each candidate in the beginning of clinical examination. He/she is asked t make a presentation on the topic for 8-10 minute

ORAL AND MAXILLOFACIAL PATHOLOGY; AND ORAL MICROBIOLOGY

objectives

© To train a post graduate dental surgeon so as to ensure higher competence in both general and special pathology dealing with the nature of oral diseases, their causes, processes and effects.

© An oral pathologist is expected to perform routine histopathological evaluation of specimens relating to oral and perioral tissues, to carry out routine diagnostic procedures including hematological, cytological, microbiological, Immunological and ultrastructural investigations.

© He/she is expected to have an understanding of current research methodology, collection and interpretation of data, ability to carry out research projects on clinical and/or epidemiological aspects,

Dean and Director
The Oxford Dental College, Bommnahalli
Hosur Road Bengaluru - 560 068

Systemic diseases affecting oral cavity

. Approach: Seminars & Slide discussions. Record notebook to be maintained. Training in histopathology slide reporting.

Experimental aspects of Oral diseases

Approach: Posting is desirable in Centers where animal experimentation is carried out to familiarize with laboratory technique's, upkeep & care of experimental animals.

Recent advances in Oral Pathology.

Approach: Update of knowledge in Oral Pathology through study of recent journals & Internet browsing.

Journal Clubs & Group discussions

Academic activities

© Library assignment to be submitted at the end of 6 months © Commencement of dissertation work © Journal clubs and seminars to be presented by every PG student © Clinicopathological discussions once in a month by every PG student © To attend interdepartmental meetings.

© Lecture and practical classes and slide discussions to be taken for II BDS students in oral and dental anatomy, dental histology and oral physiology. © Year ending examination (theory and practical) to be conducted by the college.

IIIRD YEAR

© Non-neoplastic disorders of salivary glands.

© Bone pathology

© Physical and chemical injuries, allergic and Immunological diseases.

© Cysts of odontogenic origin

© Oral manifestations of systemic diseases

Approach

To be covered as seminars Slide discussions of the same Record book to be maintained

Academic activities

© Visit to center out Animal experimentation to familiarize with Laboratory techniques, upkeep and care of animals

© Completion of Dissertation work and submission of the same, six months before the Final Examination

© Study of Journals, Internet Browsing, and group discussions, to update knowledge in the recent advances in Oral Pathology

© Lecture and Practical demonstrations for third B.D.S students in Oral pathology and Microbiology

© Reporting of histopathology slides

© Journal clubs and Seminars to be presented by every post graduate student twice a month

© Clinicopathological discussions by every student once in a month

© To attend Interdepartmental meetings.

Monitoring learning Progress

CHILDREN'S EDUCATION SOCIETY (Regd.)
THE OXFORD DENTAL COLLEGE
(Recognized by the Govt. of Karnataka, Affiliated to Rajiv Gandhi University of Health Sciences, Karnataka & Recognised by Dental Council of India, New Delhi)
Bommanahalli, Hosur Road, Bangalore – 560 068.
Ph: 080-61754680 Fax : 080 – 61754693E-mail:deandirectortodc@gmail.com
Website: www.theoxford.edu

Activity Report- Gender Equality

Women's Day Celebration

Objective: Is to sensitize children about gender equality.

Date: 3-11-2018

Time: 10.00 am

Venue: Inner Wheel and Government school, Dasarahalli

Resource person: Dr. Shilpashree

Audience/ Beneficiaries: School children

Methodology: Awareness programme through dental camp, skit and flash mob.

Description:

The Department of Public Health Dentistry, Oxford Dental College in collaboration with Inner Wheel club and Wow, Dasarahalli organized a dental camp on occasion of Women's Day in Government school on 3rd November 2018. A total of 10 post graduate students and one staff participated in the awareness programme. Following the camp, students were given oral health education. The post graduate students even performed a skit to bring about dental awareness. They were enlightened on gender equality and women empowerment. A flash mob was also organised by the students and the children participated. A flash mob was also organised by the students and the children participated.

Dean and Director
The Oxford Dental College, Bommanahalli
Hosur Road Bengaluru - 560 068



Post graduate students performing a skit and flash mob for school children



Post graduate students skit for the dental awareness



Post graduates with the Inner wheel Club members who organized the awareness programme

CHILDREN'S EDUCATION SOCIETY (Regd.)
THE OXFORD DENTAL COLLEGE
(Recognized by the Govt. of Karnataka, Affiliated to Rajiv Gandhi University of Health Sciences, Karnataka & Recognised by Dental Council of India, New Delhi)
Bommanahalli, Hosur Road, Bangalore – 560 068.
Ph: 080-61754680 Fax : 080 – 61754693E-mail:deandirectortodc@gmail.com
Website: www.theoxford.edu

Gender Sensitization

Objective: Is to sensitize children about gender equality.

Date: 19-11-2018

Time: 10.00 am

Venue: Jaihind Educational & Charitable Trust

Resource person: Dr. Athul Nath

Audience/ Beneficiaries: School children

Methodology: Awareness programme through dental camp.

Description:

The Department of Paediatric Dentistry, Oxford Dental College conducted a dental camp at Jaihind Educational & Charitable Trust on 19th November 2018. The dental camp was arranged for Pre KG to Grade 6 children. Around 216 students participated in the camp. Total of three post graduate students, one intern and one staff participated in the programme. The post graduate students gave a lecture on importance of oral health hygiene. Each student was screened to evaluate the child's oral hygiene. The 5th and 6th standard were enlightened to raise awareness about gender equality. The students were taught that Gender is a socially learned behaviour and that it is people's issue. They were told that society make girls endure unwarranted social control, discrimination and domination. Boys are discouraged from being emotional, gentle or fearful thrust into a world of protectors, warriors, breadwinners. Due to this the boys and girls are forced to live up to the established norms of masculinity & femininity. The students were told that this stereotype bias should be identified and corrected. This way the students would grow to be a better person in the society. It would help build self-confidence and self-esteem among girl child.

Dean and Director
The Oxford Dental College, Bommanahalli
Hosur Road Bengaluru - 560 068.



Post graduate students interacting with the school children



Post graduate students with school children who were participated in the camp.

CHILDREN'S EDUCATION SOCIETY (Regd.)
THE OXFORD DENTAL COLLEGE
(Recognized by the Govt. of Karnataka, Affiliated to Rajiv Gandhi University of Health Sciences, Karnataka & Recognised by Dental Council of India, New Delhi)
Bommanahalli, Hosur Road, Bangalore – 560 068.
Ph: 080-61754680 Fax : 080 – 61754693E-mail:deandirectortodc@gmail.com
Website: www.theoxford.edu

Activity Report- Environment and Sustainability

Awareness Programme 'Swachh Bharat'

Objective: To create awareness among post students and faculties about cleanliness in and around campus.

Date: 12th September 2018

Time: 11.00 am

Location: The Oxford Dental College, Hongasandra, Bommanahalli.

Organized by: Department of Periodontics

Audience: Post graduate Students, Staff

Resource Person: Dr Praveen

Method adopted: Lecture/Demonstration /Collage

Materials used: Power point presentation, Pamphlets, flyers, banners, models

Description: The Department of Periodontology organized an awareness programme "Swachh Bharat" on 12th September 2018 at 11.00 am, to educate and motivate the post graduate students regarding the importance of cleanliness. The programme was organized by Dr. Praveen and around 7 staff and 14 post graduates participated in this awareness programme. Our Father of Nation, Mahatma Gandhiji demonstrated, propagated and insisted on individual and community cleanliness throughout his life. Following his footprints, Swachh Bharat Mission Campaign achieved encouraging results. It is everybody's responsibility and one should keep themselves and their surroundings clean and hygienic. It also brings good and positive thoughts in the mind which slows down the occurrence of diseases. Post students organized a rally to promote Swachh Bharat Mission. Mass awareness created with various motivating slogans. Students have encouraged community people to join in the Swachhta activity. They have participated in cleanliness activity in and around the campus.

Dean and Director
The Oxford Dental College, Bommnahalli
Hosur Road Bengaluru - 560 068



Post graduate students participating in the Swachh Bharat Mission



Post graduate students and faculty participating in the Swachh Bharat Mission

CHILDREN'S EDUCATION SOCIETY (Regd.)
THE OXFORD DENTAL COLLEGE
(Recognized by the Govt. of Karnataka, Affiliated to Rajiv Gandhi University of Health Sciences, Karnataka & Recognised by Dental Council of India, New Delhi)
Bommanahalli, Hosur Road, Bangalore – 560 068.
Ph: 080-61754680 Fax : 080 – 61754693E-mail:deandirectortodc@gmail.com
Website: www.theoxford.edu

Waste Management Training

Objective: To create awareness among students and faculties about waste management in the department.

Date: 03rd December 2018

Time: 10.00 am

Location: Seminar hall and Department of Conservative Dentistry and Endodontic

Organized by: Department of Conservative Dentistry and Endodontic

Audience: Under graduate and Post graduate Students, Staff

Speaker: Dr. Srirekha

Method adopted: Lecture/Demonstration /Collage

Materials used: Power point presentation, Pamphlets, flyers, banners, models

Description: The Department of Conservative Dentistry and Endodontic organised an awareness programme on Waste management in which 3 staffs and 25 students participated. Dr. Srirekha gave awareness lecture on Waste management activity on 3 December 2018 in the Conservative Dentistry seminar room, The Oxford Dental College. The main purpose of this activity was to create awareness on waste management among the under graduate and post graduate students regarding bio medical waste management practices and assess their attitude towards it. She explained about improper practice of segregation at the site of origin which leads to spread of infections. She also explained different categories of bio medical waste and colour coding of containers for disposal of bio medical waste. She spoke about bio medical waste management and handling rules. At the end of the activity, all the students and staff took oath of following waste management practices as a part of keeping our college, locality and city clean. It was a unique experience for everyone.

Dean and Director
The Oxford Dental College, Bommnahalli
Hosur Road Bengaluru - 560 068



Waste disposal chart



Waste disposal bins

CHILDREN'S EDUCATION SOCIETY (Regd.)
THE OXFORD DENTAL COLLEGE
(Recognized by the Govt. of Karnataka, Affiliated to Rajiv Gandhi University of Health Sciences, Karnataka & Recognised by Dental Council of India, New Delhi)
Bommanahalli, Hosur Road, Bangalore – 560 068.
Ph: 080-61754680 Fax : 080 – 61754693E-mail:deandirectortodc@gmail.com
Website: www.theoxford.edu

Activity Report- Human Values

Dental Camp to Jaihind Education & Charitable Trust

Objective: Is to train Post graduate students about communicating with children and teaching them the right to health through camp.

Date: 14th September 2018

Time: 10.00 am

Venue: Jaihind Education & Charitable Trust, Garve Bhavi Palya Hosur Road, Bangalore

Resource person: Dr. Pragya Jain

Audience/ Beneficiaries: school students.

Methodology: Awareness programme through dental camp, lecture

Description: Three Postgraduate students and one Intern from the Department of Paediatric Dentistry, Oxford Dental College, visited Jaihind Education & Charitable Trust, Bangalore on 14th September 2018. In this school dental health programme, the post graduate students have presented a health talk on oral hygiene methods to students from Pre KG to Grade 6. The children were briefed about the importance of practicing good dental health to maintain a healthy mouth, teeth and gums for kids. The proper brushing and flossing techniques was also demonstrated to the children. The children were also briefed different types of treatments available for different dental conditions. The children also were explained about their right to express about health to the doctor and their right to refuse or demand for treatment.

Dean and Director
The Oxford Dental College, Bommnahalli
Hosur Road Bengaluru - 560 068



Post graduate student giving a lecture about oral hygiene



Post graduate students giving a demonstration of brushing techniques

CHILDREN'S EDUCATION SOCIETY (Regd.)
THE OXFORD DENTAL COLLEGE
(Recognized by the Govt. of Karnataka, Affiliated to Rajiv Gandhi University of Health Sciences, Karnataka & Recognised by Dental Council of India, New Delhi)
Bommanahalli, Hosur Road, Bangalore – 560 068.
Ph: 080-61754680 Fax : 080 – 61754693E-mail:deandirectortodc@gmail.com
Website: www.theoxford.edu

Anti-Ragging Programme

Objective: To make first year BDS students and Post graduate students in understanding the Importance of human values.

Dates: 10th December 2018

Time: 10.00 am to 1.00 pm

Location: The Oxford Dental College Auditorium

Organized by: Anti-ragging committee, The Oxford Dental College.

Beneficiaries: First year BDS students, Post graduate students, Interns, Staff.

Methodology: Awareness programme through lecture, videos, distribution of pamphlets.

Description: As per the DCI notification, an awareness program was conducted on "Curbing the menace of Ragging in Higher Educational Institutions" in The Oxford Dental College Auditorium at 10.00 am on 10-12-2018. The Chief guests of the program were Dr. Jaykar Shetty, Vice President of DCI and Principal of AECS Maaruti College of Dental Sciences, Police Sub Inspector Mr. Rajanna from Madiwala Police Station (Bommanahalli Jurisdiction) and Advocate Dr. Girish Kumar, BDS, LLB, LLB. The program was organized for the first year BDS students, MDS students, Interns, Staff, Hostel wardens and Anti ragging committee headed by Principal, Dr. Priya Subramaniam and Dr. Savita A.N, Member secretory of Anti-ragging committee along with other members of the anti-ragging committee. Total of 98 under graduate and post graduate students and 25 teaching faculty attended the awareness programme.

During the awareness program, our respected Dean & Director Dr. Pradeep, highlighted the grave consequences of ragging in general and then enlightened the students and the gathering regarding the measures taken by the college management to make it a ragging free campus and hostel premises and also spoke about the punishments for the guilty. He also informed the students about the 24 hr helpline number of the staff in charge of the anti-ragging committee for the information regarding any instances of ragging in the college premises. He also highlighted about the Zero tolerance policy and informed that since 15 years, there are no instances of ragging in our college. Pamphlets about ragging, anti-ragging policy and its ill effects were handed over to all the students and staff during the program.

Dean and Director
The Oxford Dental College, Bommanahalli
Hosur Road, Bengaluru - 560 068

The highlight of the program was the lecture given by Advocate Dr. Girish Kumar, about problems faced by students due to ragging by seniors in colleges and the ill effects of ragging. He also spoke about ragging from a legal perspective and cited few examples of punishments faced by seniors after incidents of ragging. Mr. Murali, Sub- Inspector spoke about ragging as a criminal offence and the punishments for guilty. The program ended with a National Anthem being sung in chorus by all participants.



The Dean & Director Dr. Pradeep, Chief Guest, Dr. Jaykar Shetty, Advocate Dr Girish Kumar and Police Sub inspector Mr. Rajanna welcomed on the stage



Students watching the video to develop awareness about anti-ragging



Dean & Director Dr. Pradeep addressing the students about anti-ragging



Dr. Girish Kumar addressing the students about the legal issues related to ragging

CHILDREN'S EDUCATION SOCIETY (Regd.)
THE OXFORD DENTAL COLLEGE
(Recognized by the Govt. of Karnataka, Affiliated to Rajiv Gandhi University of Health Sciences, Karnataka & Recognised by Dental Council of India, New Delhi)
Bommanahalli, Hosur Road, Bangalore – 560 068.
Ph: 080-61754680 Fax : 080 – 61754693E-mail:deandirectortodc@gmail.com
Website: www.theoxford.edu

Activity Report- Health Determinants

Hepatitis B Vaccination Drive

Objective: To vaccinate the faculty, students and the supporting clinical staff who come in contact with patients or infectious material and are at risk of contracting Hepatitis B disease.

Dates: Dose 1 and Booster dose – 13th to 15th November, 2018

Dose 2 – 17th to 19th December, 2018

Dose 3 – 8th to 10th May, 2019

Time: 10.30 am to 1.00 pm

Location: Seminar Hall, 3rd floor, Department of Public Health Dentistry

Organized by: Infection Control Committee with Department of Public Health Dentistry, The Oxford Dental College.

Beneficiaries: Teaching and non-teaching faculty, I MDS and I BDS students of The Oxford Dental College, Bangalore.

Manpower used: Members of Infection Control Committee, faculty of Public Health Dentistry, nurses, volunteers (interns).

Materials used: Student Consent form – Hepatitis B Vaccination, Hepatitis B vaccination register, personnel protective equipment, 2 ml syringes, Hepatitis B vaccine vials, cotton swabs

Description: The department of Public Health Dentistry, The Oxford Dental College, Bangalore organised a Hepatitis B vaccination program for the teaching and non-teaching staff, I year post graduate (MDS) and I year undergraduates (BDS) students of The Oxford Dental College from 13/11/2018 to 10/05/2019.

Dean and Director
The Oxford Dental College, Bommnahalli
Hosur Road Bengaluru - 560 068

CHILDREN'S EDUCATION SOCIETY (Regd.)
THE OXFORD DENTAL COLLEGE
(Recognized by the Govt. of Karnataka, Affiliated to Rajiv Gandhi University of Health Sciences, Karnataka & Recognised by Dental Council of India, New Delhi)
Bommanahalli, Hosur Road, Bangalore – 560 068.
Ph: 080-61754680 Fax : 080 – 61754693E-mail:deandirectortodc@gmail.com
Website: www.theoxford.edu

The program commenced at 10.30 am in the seminar room of Public Health Dentistry. Before providing the vaccination, all the beneficiary students were required to fill in the details in the Consent form-Hepatitis B Vaccination and register at the registration counter. Following this step, the vaccination was provided to the beneficiaries by trained nurses of the college. A total of 20 teaching staff, 15 non-teaching staff, 51 under graduate students and 36 post graduate students participated in this programme Totally 135 beneficiaries were vaccinated in the year 2018-19.

Dean and Director
The Oxford Dental College, Bommnahalli
Hosur Road Bengaluru - 560 068



Students receiving the Hepatitis B vaccination



Vial of Hepatitis B vaccine

CHILDREN'S EDUCATION SOCIETY (Regd.)
THE OXFORD DENTAL COLLEGE
(Recognized by the Govt. of Karnataka, Affiliated to Rajiv Gandhi University of Health Sciences, Karnataka & Recognised by Dental Council of India, New Delhi)
Bommanahalli, Hosur Road, Bangalore – 560 068.
Ph: 080-61754680 Fax : 080 – 61754693E-mail:deandirectortodc@gmail.com
Website: www.theoxford.edu

Dental Camp to Chikkanagamangala Village

Objective: Is to train Post graduate students about communicating with children and teaching them the right to health through camp.

Date: 27th November 2018

Time: 10.00 am

Venue: Chikkanagamangala Village, Anekal, Bangalore District

Resource person: Dr. Madhusudan

Audience/ Beneficiaries: Village population.

Methodology: Awareness programme through dental camp, lecture

Description: The Postgraduate students and Staff from the Department of Public Health Dentistry, Oxford Dental College, visited Chikkanagamangala Village, Anekal, Bangalore on 27th November 2018. Seven post graduate students, one intern and one staff participated in this programme. In this dental health programme, the post graduate students and staff have conducted dental screening and the students have presented a health talk on oral hygiene methods. Through the dental camp, the post graduate students were trained in communication skills, about human values and the right to health for all. They have used models and charts to explain dietary habits and other oral hygiene aids. The proper brushing technique was also demonstrated to the villagers. The post graduates taught the importance of oral hygiene and methods to maintain oral hygiene. The villagers were briefed about the different types of treatments available for different dental conditions.

Dean and Director
The Oxford Dental College, Bomma...
Hosur Road, Bengaluru - 560 068



Post graduate students, intern who participated in the dental camp



Post graduate students examining the patients

CHILDREN'S EDUCATION SOCIETY (Regd.)
THE OXFORD DENTAL COLLEGE
(Recognized by the Govt. of Karnataka, Affiliated to Rajiv Gandhi University of Health Sciences, Karnataka & Recognised by Dental Council of India, New Delhi)
Bommanahalli, Hosur Road, Bangalore – 560 068.
Ph: 080-61754680 Fax : 080 – 61754693E-mail:deandirectortodc@gmail.com
Website: www.theoxford.edu

Activity Report- Right to health and emerging demographic issues

Patient Awareness Programme

Objective: Is to train students to communicate and explain the importance of right to health to patients.

Date: 3rd September 2018

Time: 10.00 am

Venue: The Oxford Dental College Auditorium

Resource person: Dr. Jyothi

Audience/ Beneficiaries: BDS and MDS students

Methodology: Awareness programme through patient education, pamphlets distribution

Description: Our college organised programme on community skills for the undergraduate and postgraduate students. They visit different organizations and dental camps are conducted where the students are exposed to the society to provide treatment with good communication skills. On 3/09/18 our students educated the community about the importance of the dental treatments and also, they were explained about oral health, right to health. Six post graduate students and two staff participated in this awareness programme. All these programmes help the students in improving their communication skills and learn to work with the facilities available and such programmes help us to reach the maximum number of population.

Dean and Director
The Oxford Dental College, Bommanahalli
Hosur Road Bengaluru - 560 068





Students educating Patients on Oral Health

CHILDREN'S EDUCATION SOCIETY (Regd.)
THE OXFORD DENTAL COLLEGE
(Recognized by the Govt. of Karnataka, Affiliated to Rajiv Gandhi University of Health Sciences, Karnataka & Recognised by Dental Council of India, New Delhi)
Bommanahalli, Hosur Road, Bangalore – 560 068.
Ph: 080-61754680 Fax : 080 – 61754693E-mail:deandirectortodc@gmail.com
Website: www.theoxford.edu

Dental Camp to BCR Public School

Objective: Is to train Post graduate students about communicating with children and teaching them the right to health through camp.

Date: 16th August 2018

Time: 10.00 am

Venue: BCR Public School, Chikka Begur Road, Bangalore

Resource person: Dr. Raksha

Audience/ Beneficiaries: school students.

Methodology: Awareness programme through dental camp, lecture

Description: The Postgraduate students and Interns from the Department of Paediatric Dentistry, Oxford Dental College, visited BCR Public School, Chikka Begur Road, Bangalore on 16th August 2018.

Two Post graduate students, one Intern and one staff participated in this awareness programme. In this school dental health programme, the post graduate students have presented a health talk on oral hygiene methods. The brushing technique was also demonstrated to the children. Through the dental camp, the post graduate students were trained in communication skills. The post graduates taught the children about importance of oral hygiene and methods to maintain oral hygiene. The children were briefed about the different types of treatments available for different dental conditions. The children also were explained about their right to express about health to the doctor and their right to refuse or demand for treatment.

Dean and Director
The Oxford Dental College, Bommnahalli
Hosur Road Bengaluru - 560 068



Post graduate student giving a lecture about oral hygiene



Post graduate students giving a demonstration of brushing techniques

CHILDREN'S EDUCATION SOCIETY (Regd.)
THE OXFORD DENTAL COLLEGE
(Recognized by the Govt. of Karnataka, Affiliated to Rajiv Gandhi University of Health Sciences, Karnataka & Recognised by Dental Council of India, New Delhi)
Bommanahalli, Hosur Road, Bangalore – 560 068.
Ph: 080-61754680 Fax : 080 – 61754693E-mail:deandirectortodc@gmail.com
Website: www.theoxford.edu

Activity Report- Professional Ethics

White Coat Ceremony

Objective: Is to sensitize students about professional ethics and human values before entering the clinical departments to treat patients.

Date: 1st October 2018

Time: 10.00 am

Venue: The Oxford Dental College Auditorium

Resource person: Dr. Ramya Raghu

Audience/ Beneficiaries: III yr BDS students

Methodology: Lecture

Description: "White coat ceremony" was held for 3rd BDS students (2018-19) Batch on 18/9/2019, before the commencement of their 3rd year Clinical Postings. Total of 35 under graduate students and 7 staff participated in the programme. The chief guest invited was Dr. Ramya Raghu, who is an eminent speaker. She spoke to the students regarding ethical principles that need to be followed during the treatment planning and implementation. She enlightened the students about professional honesty and integrity. The program also sensitized the students about patient's rights and privileges including patient's right to information. The program also emphasized on the importance of communication skills while understanding the issues of patients, their requirements and the management of patient's. The students were made aware that dental care needs to be provided irrespective of social status, caste, creed or religion of the patient. The students were guided by other eminent Dental Faculty of the college and practitioners regarding Patient management, treatment procedures and infection control protocols. This was intended to provide students with well-defined guidelines regarding the responsibilities of a clinician, as they transited from pre-clinical work to clinics.

Dean and Director
The Oxford Dental College, Bommanahalli
Hosur Road Bengaluru - 560 220



3rd year BDS Students, Chief Guest, Dean and faculty who participated in the White coat ceremony



The guest speaker, Dr. Ramya Raghu handing over the white coat to the students

CHILDREN'S EDUCATION SOCIETY (Regd.)
THE OXFORD DENTAL COLLEGE
(Recognized by the Govt. of Karnataka, Affiliated to Rajiv Gandhi University of Health Sciences, Karnataka & Recognised by Dental Council of India, New Delhi)
Bommanahalli, Hosur Road, Bangalore – 560 068.
Ph: 080-61754680 Fax : 080 – 61754693E-mail:deandirectortodc@gmail.com
Website: www.theoxford.edu

Orientation for I Year BDS Students

Objective: Is to introduce students to professional ethics and human values as they Enter the professional course.

Date: 3rd November 2018

Time: 10.00 am

Venue: The Oxford Dental College Auditorium

Resource person: Dr. Saleha

Audience/ Beneficiaries: I yr BDS students

Methodology: Lecture

Description: An orientation programme was organised for the 1st BDS students on 3/11/18 in our college auditorium, where all the fresh students and their parents or the local guardians were present. Totally 98 under graduate students and 2 teaching faculty participated in this programme. The programme commenced with an invocation by seeking the blessings of the Lord Almighty, followed by lighting of lamp by the dignitaries on the Dias. Our Principal delivered the welcome address followed by our Chairman's speech regarding the insight of the college. Dr. Saleha addressed the students with regard to the course details, syllabus, ethics, etc Finally programme was ended with vote of thanks, followed by high tea to all the students, parents and staff. Later the students attended the orientation class conducted by Dr. Saleha, who briefed the students regarding the various departments Dentistry involves and the various treatments provided in the respective departments. The students are also briefed about the importance of maintaining professional ethics while providing treatment. They were also briefed about human values, right to health and information. The entire event ended with the distributed of files and brochures of the college to all of the students.

Dean and Director
The Oxford Dental College, Bommnahalli
Hosur Road Bengaluru - 560 068



Dr. Saleha briefing the students during Orientation Programme



First year BDS students attending the Orientation programme

CHILDREN'S EDUCATION SOCIETY (Regd.)
THE OXFORD DENTAL COLLEGE
(Recognized by the Govt. of Karnataka, Affiliated to Rajiv Gandhi University of Health Sciences, Karnataka & Recognised by Dental Council of India, New Delhi)
Bommanahalli, Hosur Road, Bangalore – 560 068.
Ph: 080-61754680 Fax : 080 – 61754693E-mail:deandirectortodc@gmail.com
Website: www.theoxford.edu

2019-20

This is to certify that the following programs were conducted by various departments of The Oxford Dental College, under Cross cutting issues in the academic year 2019-20.

SL. No.	Cross Cutting Issues	Date	Name of event
1.	Gender Equality	21-08-2019	Dental Camp at Arpana CSI School for special education
		12-12-2019	Dental Camp to Jnana High School
2.	Environmental & sustainability	5-09-2019	Awareness Programme- Jal Shakthi Abhiyan
		14-09-2019	Planting Saplings in Campus
3.	Human values	22-08-2019	Dental camp to Shree Ramanna Maharishi Academy for blind school
		14-11-2019	Anti-Ragging programme
4.	Health determinants	4-09-2019	Hepatitis B Vaccination drive
		26-11-2019	Blood Donation Camp
5.	Right to health	1-08-2019	Divya Down's Development Trust
		23-10-2019	Dental camp under Dhantabhagya Scheme
6.	Prof. Ethics	18-09-2019	White coat ceremony
		18-09-2019	Orientation for 1st year BDS Students

Dean and Director
The Oxford Dental College, Bommnah
Hosur Road, Bengaluru - 560 068

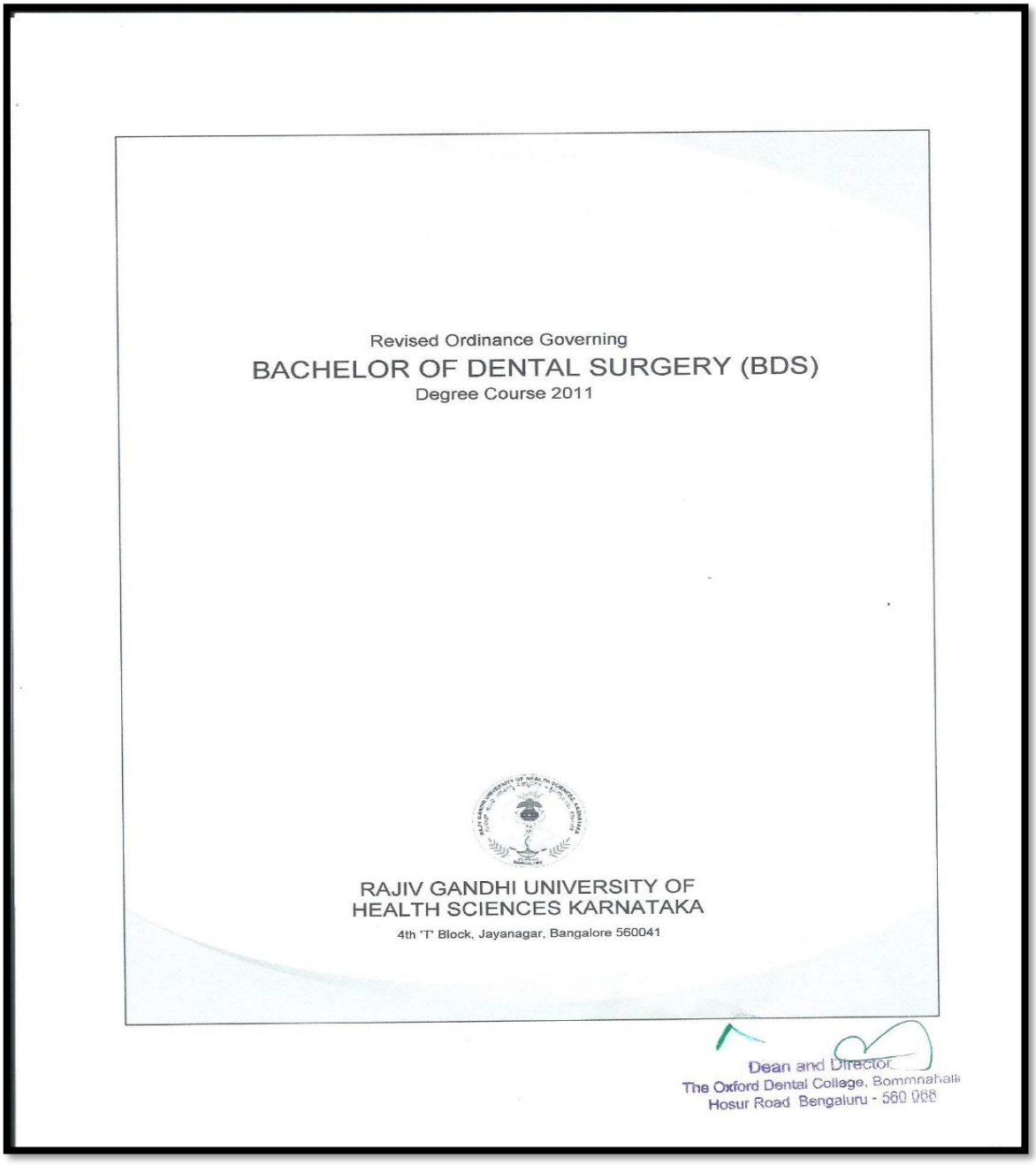

Revised Ordinance Governing

BACHELOR OF DENTAL SURGERY (BDS)

Degree Course 2011

RAJIV GANDHI UNIVERSITY OF
HEALTH SCIENCES KARNATAKA

4th 'T' Block, Jayanagar, Bangalore 560041

Dean and Director
The Oxford Dental College, Bommnahalli
Hosur Road Bengaluru - 560 068

CONTENTS

NOTIFICATION
SECTION I: Goals of Education and Training in Dental Science of RGUHS
SECTION II: Aims and Objectives of BDS Course
SECTION III: Regulation Relating to BDS Course
SECTION IV: B. D.S course Syllabus

I BDS

I. General Human Anatomy including Embryology and Histology.
ii. General Human Physiology , Biochemistry, Nutrition and Deities.
iii. Dental Anatomy, Embryology and Oral Histology.
iv. Dental Materials.
v. Preclinical Prosthodontics and Crown & Bridge.

II BDS

I. General Pathology and Microbiology.
ii. General and Dental Pharmacology and Therapeutics.
iii. Dental Materials.
iv. Preclinical Conservative Dentistry.
v. Preclinical Prosthodontics and Crown & Bridge.
vi. Oral Pathology & Oral Microbiology.

III BDS

I. General Medicine.
ii. General Surgery.
iii. Oral Pathology and Oral Microbiology.
iv. Conservative Dentistry & Endodontics.
v. Oral & Maxillofacial Surgery.
vi. Oral Medicine and Radiology
vii. Orthodontics & Dentofacial Orthopaedics.
viii. Paediatric & Preventive Dentistry.
ix. Periodontology.
x. Prosthodontics and Crown & Bridge.
xi. Public Health Dentistry.

IV BDS

I. Orthodontics & Dentofacial Orthopaedics.
ii. Oral Medicine and Radiology.
iii. Paediatric & Preventive Dentistry.
iv. Periodontology.
v. Oral & Maxillofacial Surgery.
vi. Prosthodontics and Crown and Bridge.
vii. Conservative Dentistry & Endodontics.
viii. Public Health Dentistry.

SECTION V: Ethics in Dentistry

Dean and Director
The Oxford Dental College, Bommnahalli
Hosur Road Bengaluru - 560 068

SECTION *II*

AIMS AND OBJECTIVE OF BDS COURSE

Aims

The dental graduates during training in the institutions should acquire adequate knowledge, necessary
skills and such attitudes which are required for carrying out all the activities appropriate to general dental practice involving the prevention, diagnosis and treatment of anomalies and diseases of the teeth, mouth, jaws and associated tissues. The graduate should also understand the concept of community oral heath education and be able to participate in the rural health care delivery programmes
existing in the country.

Objectives

The objectives are dealt under three headings namely (a) knowledge and understanding (b) skills and (c) attitudes.

a. Knowledge and understanding
The graduate should acquire the following during the period of training.

1. Adequate knowledge of the scientific foundations on which dentistry is based and good understanding of various relevant scientific methods, principles of biological functions and should be able to evaluate and analyse scientifically various established facts and data.

2. Adequate knowledge of the development, structure and function of the teeth, mouth and jaws and associated tissues both in health and disease and their relationship and effect on general-state of health and also the bearing on physical and social well-being of the patient.

3. Adequate knowledge of clinical disciplines and methods, which provide a coherent picture of anomalies, lesions and diseases of the teeth, mouth and jaws and preventive, diagnostic and therapeutic aspects of dentistry.

4. Adequate clinical experience required for general dental practice.

5. Adequate knowledge of biological function and behaviour of persons in health and sickness as well as the influence of the natural and social environment on the state of health so far as it affects dentistry.

2

Dean and Director
The Oxford Dental College, Bommnahalli
Hosur Road Bengaluru - 560 068

b. Skills
A graduate should be able to demonstrate the following skills necessary for practice of dentistry.

1. Able to diagnose and manage various common dental problems encountered in general dental practice, keeping in mind the expectations and the right of the society to receive the best possible treatment available wherever possible.
2. Acquire skill to prevent and manage complications if encountered while carrying out various dental surgical and other procedures.
3. Possess skill to carry out required investigative procedures and ability to interpret laboratory findings.
4. Promote oral health and help to prevent oral diseases wherever possible.
5. Competent in control of pain and anxiety during dental treatment.

c. Attitudes
A graduate should develop during the training period the following attitudes.

1. Willing to apply current knowledge of dentistry in the best interest of the patients and the community.
2. Maintain a high standard of professional ethics and conduct and apply these in all aspects of professional life.
3. Seek to improve awareness and provide possible solutions for oral health problems and needs throughout the community.
4. Willingness to participate in the continuing education programmes to update knowledge and professional skills from time to time.
5. To help and to participate in the implementation of national health programmes.

Dean and Director
The Oxford Dental College, Bommanahalli
Hosur Road, Bangalore - 560 068

SECTION V

ETHICS IN DENTISTRY

Introduction

There is a definitie shift now from the traditional patient and doctor relationship and delivery of dental care. With the advances in science and technology and the increasing needs of the patient, theirs families and community, there is a concern for the health of the community as a whole . There is a shift to greater accountability to the society. Dental specialists like the other health professionals are confronted with many ethical problems. It is therefore absolutely necessary for each and every one in the health care delivery to prepare themselves to deal with these problems. To accomplish this and develop human values, it is desired that all the trainess undergo ethical sensitization by lectures or discussion on ethical issues, discussion of cases with an important ethical component.

Course content:

Introduction to Ethics

- What is ethics?
- What are values and norms?
- How to form a value system in one's personal and professional life?
- Hippocratic oath.
- Declaration of Helsinki, WHO declaration of Geneve, International code of ethics, D.C.I.Code of ethis.

Ethics of the Individual

The patient as a person
Right to be respected
Truth and confidentiality
Autonome of decision
Doctor Patient relationship

Professional Ethics

Code of conduct
Contract and confidentiality
Charging of fees, fee splitting
Prescription of drugs
Over-investigating the patient
Malpractice and negligence

Dean and Director
The Oxford Dental College, Bomma
Hosur Road Bengaluru - 560

Research Ethics:

Animal and experimental research/humanness
Human experimentation
Human volunteer research-informed consent
Drug trials

Ethical workshop of cases
Gathering all scientific factors
Gathering all value factors
Identifying areas of value-conflict, setting of priorities
Working out criteria towards decisions

Recommended Reading:

Francis C.M., Medical Ethics, I Ed. 1993, Jaypee Brothers, New Delhi p.189.

Dean and ...
The Oxford Dental College, ...
Hosur Road, Bengaluru - 560 ...

III BDS
ORAL MEDICINE AND RADIOLOGY

THEORY: 20 HOURS **PRACTICALS: 70 HOURS**
MUST KNOW
III YEAR ORAL MEDICINE THEORY: 12 HOURS

1. Introduction to Oral Medicine- Definition Scope and Clinical Applications	1 hour
2. Principles of oral diagnosis - Definitions. - Importance of diagnosis and various types of diagnosis - Case history and components. - Physical examination methodologies - general examination, extra oral & neck examination , intra oral examination - Concepts of provisional diagnosis, differential diagnosis. - Clinical chair side investigations and radiological investigations, exfoliative cytology; hematological, microbiological, histopathological investigations. - Special investigations --biochemical, sialochemical studies, serology, immunological studies. - Final /confirmed diagnosis. - Formulation of treatment plan & prognosis - Referral for opinions. Examination of swelling, ulcer, erosions, sinus, fistula, pigmented lesions, red and white mucosal lesions, pain, TMJ, and lymphnodes Procedures for post-mortem dental examination; maintaining dental records and their use in dental practice and post mortem identification; jurisprudence and ethics.	3hour
3. Regressive alterations of teeth, Developmental malformations, discoloration of teeth.	1 hour
4. Priniciples, procedures, and protocol for asepsis, sterilisation, infection control.	1 hour
5. Oral sepsis and its effect on general system. Inflammation- injury, infection and spread of infection, facial space infections, osteoradionecrosis.	1 hour
6. Periapical Diseases, And Diseases Of Dental Pulp, Diagnosis Of Dental Caries, Periodontal Diseases Such As Gingival Hyperplasia, Gingivitis, Periodontitis, Pyogenic Granuloma	1 hour
7. Differential diagnosis of orofacial pain: i. Pain arising from diseases of orofacial tissues like teeth, pulp, gingival and periodontal tissues, mucosa, tongue, muscles, blood vessels, lymph nodes, bone, paranasal sinuses, salivary glands etc.	2 hour

97

Dean and Director
The Oxford Dental College, Bommnaha
Hosur Road Bengaluru - 560 068

IV BDS
PERIODONTOLOGY

Teaching Hours: Theory: 50 Hours

Sl. No.	Topic	Expected to know	Hours
1.	Classification of periodontal diseases	Need and scientific basis, classification of gingival and periodontal diseases- world workshop 1999.	1
2.	Risk Factors	Definition, Risk factors for periodontal diseases. Smoking and periodontal diseases, Role of Stress factors	1
3.	Genetic factors	Genetic factors associated with periodontal disease	1
4.	Host Response	Mechanism of initiation & progression of Periodontal disease, Basic concepts , cells, Mast cells, Neutrophils, macrophages, Lymphocytes, Immunoglobulins, complement, Immune Mechanisms and Cytokines in brief. Stages in gingivitis - Initial, early established, advanced Periodontal disease activity continuous paradigm, random burst and asynchronous multiple burst hypothesis	2
5.	Furcation involvement	Furcation involvement Various Classifications, prognosis and management.	1
6.	Bone loss patterns	Bone loss and patterns of bone destruction in periodontal disease	1
7.	Diagnosis	Routine procedures, methods of probing types of probes. -case history Halitosis, Etiology and treatment.	2 1
8.	Radiographic aids	Radiographs aids in the diagnosis of periodontal diseases	1
9.	Advanced diagnostic aids	Advanced diagnostic aids - Their role in brief	1
10.	Prognosis	Definition, types, purpose and factors	1
11.	Treatment plan	Factors to be considered	1
12.	Rationale for periodontal therapy	Regeneration, Repair, Re-attachment, New attachment	1

122

Dean and Director
The Oxford Dental College, Bommnahalli
Hosur Road Bengaluru - 560 068

23.	Microsurgery	Periodontal Microsurgery in brief, Electrosurgery, cryosurgery	1
24.	Splints	Periodontal splints - purpose, classification- principles of splinting	1
25.	Trauma from Occlusion (TFO)	definition, types, histopathological changes, role in periodontal disease, measures of management	1
26.	Implants	Definition, Types, Scope, biomaterials used. Periodontal considerations such as implant-gingiva and implant-bone interface. Implant failure, Peri-implantitis and management. Advanced surgical techniques	3
27.	Periodontal medicine	PDL infection associated with various systemic Diseases.	1
28.	Host modulation therapy	Principles, Agents used	1
29.	Lasers	Lasers in periodontal therapy	1
30.	Supportive periodontal therapy	Definition, Rationale. Patient Classification Factors affecting S P T; Implant maintenance	1
31.	Pharmacotherapy	Periodontal dressings ; antibiotics and antiinflammatory drugs - local drug delivery	1
32.	Pulpo-periodontal Lesions	Pulpo-periodontal involvement - Routes of Spread of infection management	1
33.	Evidence based decision making	Assessing evidence, implementing evidence based decisions in clinical practice	1
34.	Patient management	Ethical, legal and practical issues in the management of periodontal patients	1

Dean and Director
The Oxford Dental College, Bommnahalli
Hosur Road, Bengaluru - 560 068

IV BDS
ORTHODONTICS AND DENTOFACIAL ORTHOPEDICS

Course Details -IV Year B.D.S

TEACHING HOURS:

Mode of Teaching	IV Year B.D.S
Theory	30 Hours
Clinical	100 Hours
Total	130 Hours

MUST KNOW

IV YEAR - COURSE SYLLABUS:

Sl. No. Subjects	Hours
1. General Principles in Orthodontic Treatment Planning of Dental and Skeletal Malocclusions	1 Hour
2. Anchorage in Orthodontics - Definition, Classification, Types and Stability of Anchorage	2 Hours
3. Biomechanical Principles in Orthodontic Tooth movement a. Different types of tooth movements b. Tissue response to orthodontic force application c. Age factor in orthodontic tooth movement	2 Hours
4. Preventive Orthodontics a. Definition b. Different procedures undertaken in preventive orthodontics and their limitations Interceptive Orthodontics a. Definition b. Different procedures undertaken in interceptive procedure c. Serial Extraction: Definition, indications, contra-indication, technique, advantages and disadvantages d. Role of muscle exercise as an interceptive orthodontics	Will Be Covered by Departme nt of Pedodont ia
5. Corrective orthodontics a. Definition, factors to be considered during treatment planning b. Model analysis: Pont's, Ashley Howe's, Bolton, Careys, Moyer's Mixed Dentition Analysis	2 Hours

139

Dean and Director
The Oxford Dental College, Bommn...
Hosur Road, Bengaluru - 560 068

c. Anterior open bite and deep bite d. Cross bite	
13. Principle, Differential Diagnosis and Methods of Treatment of: a. Midline diastema b. Cross bite c. Open bite d. Deep bite e. Spacing f. Crowding g. Class II – Division 1, Division 2 h. Class III - Malocclusion - True and Pseudo Class III	3 Hours
14. Retention and Relapse Definition, Need for retention, Causes of relapse, Methods of retention, Different types of retention devices, Duration of retention, Theories of retention	2 Hours
15. Ethics	1 Hour
16. Genetic in Orthodontics	1 Hour
17. Computers in Orthodontics	1 Hour
18. Adult Orthodontics in brief	1 Hour

CLINICALS AND PRATICALS IN ORTHODONTICS DURING IV B.D.S - 130 Hours

CLINICAL TRAINING DURING IV B.D.S
1. Case History Training
2. Case Discussion
3. Discussion on the given topic
4. Cephalometric tracings
   a. Down's Analysis
   b. Steiner's Analysis
   c. Tweed's Analysis

PRATICAL TRAINING DURING IV YEAR B.D.S
1. Adam's Clasp on Anterior teeth Gauge 0.7mm
2. Modified Adam's Clasp on upper arch Gauge 0.7mm
3. High Labial bow with Apron spring on upper arch
   (Gauge of Labial bow - 0.9mm, Apron Spring - 0.3mm)
4. Coffin spring on upper arch Gauge 1mm
5. Appliance Construction in Acrylic
   a. Upper and lower Hawley's Appliance
   b. Upper Hawley's with Anterior bite plane
   c. Upper Habit breaking Appliance

Dean and Director
The Oxford Dental College, Bommnahalli
Hosur Road Bengaluru - 560 068

IV BDS
PEDIATRIC AND PREVENTIVE DENTISTRY

Lectures
Theory
IV Year: 45 Hours

Practicals/Clinics:
IV Year: 100 Hours

IV YEAR PEDODONTICS AND PREVENTIVE DENTISTRY: 45 HOURS

Sl. No.	Subjects	Hours
1.	Child Psychology Definition Importance of understanding child psychology in pedodontics Theories Psychological development from birth through adolescence Dental fear, anxiety and their management, types of cry Application of psychology principles in dental management Psychological disorders including anorexia, bulimia Child Abuse and Neglect	4 hours
2.	Behaviour Management Definition Classification and types of behaviour Factors influencing child behaviour Non-pharmacological management of behaviour Pharmacological management of behaviour: Pharmacological principles in pediatric dentistry-drug dosage formulae Analgesics, anti inflammatory and antibiotics commonly prescribed for children Conscious sedation including nitrous oxide-oxygen inhalation anaesthesia	5 hours
3.	Fluorides Historical background Systemic fluorides-availability, agents, concentrations, advantages and disadvantages Topical fluorides-agents, composition, methods of application both for professional and home use, advantages and disadvantages Mechanism of action and its anti cariogenic effect Fluoride toxicity and its management De fluoridation techniques	4 hours

143

Dean and Director
The Oxford Dental College, Bommanahalli
Hosur Road Bengaluru - 560 068

Levels and types of prevention Preventive measures: Minimal Intervention Pit and fissure sealants Preventive resin restorations (PRR, CARR) Newer agents available for caries prevention and re mineralization Caries vaccine	
11. Nanodentistry- introduction, principles and technique -an outline	1 hour
12. Dental health education and school dental health programmes	1 hour
13. Importance of Dental Home	1 hour
14. Dental emergencies in children and their management	1 hour
15. Setting up of Paediatric dental practice including ethics	1 hour

PRACTICALS / CLINICS

1. Student is trained to arrive at proper diagnosis by following a scientific and systematic procedure of history taking and examination of orofacial region. Training is also imparted in management whenever possible.

2. In view of the above each student shall maintain a record of work done, which shall be evaluated for marks at the time of university examination.

3. The following is the minimum prescribed work:

Pre-clinical (III Year)
Drawing of individual primary teeth morphology
Preparation of various cavity designs on typhodont teeth and extracted primary and permanent teeth
Fabrication of habit breaking appliances
Clinical exercises (IV Year)
Case History Recording and Treatment Planning
Communication and Management of child patient
Preventive measures - oral prophylaxis, topical fluoride application
Restoration of carious teeth using different materials
Extraction of primary teeth

Dean and Director
The Oxford Dental College, Bommnahalli
Hosur Road Bengaluru - 560 068

IV BDS
PROSTHODONTICS, CROWN AND BRIDGE INCLUDING IMPLANTOLOGY

Teaching Hours:
Clinical:
III year :70 hours
IV year 300 hours

Theory:
III year :30 hours
IV year :80 hours

IV PROSTHODONTICS THEORY: 30 HOURS

Sl. No.	Subjects	Hours
1.	Relating the patient to the articulator Articulators - articulators based on theories of occlusion - articulators based on the type of record used for their adjustment Selection of Articulator for complete dentures - Hanau articulator - Whip mix articulator - Dentatus articulator	1 hour
2.	Selecting artificial teeth for edentulous patient Anterior tooth selection Pre extraction guides size of the anterior teeth form of the anterior teeth The dentogenic concept in selecting artificial teeth Posterior tooth selection Bucco lingual width of posterior teeth mesiodistal length of posterior teeth cervico Occlusal Length of Posterior Teeth types of posterior teeth according to materials types of posterior teeth according to cusp inclines	1 hour
3.	Preliminary Arrangement Of Artificial Teeth Guides for preliminarily arranging anterior teeth Relationship to incisive papilla factors governing the anteroposterior position of the dental arch	1 hour

148

Dean and Director
The Oxford Dental College, Bommnah
Hosur Road Bengaluru - 560 068

Finishing, cementing and maintenance of crowns and bridges Laser and high speed.	
IMPLANTS	
34. Osseo integrated - Supported prosthesis. Introduction and scope advantages and disadvantages. Classification Applied material science, patient Evaluation pre-surgical preparation treatment plan, applied Linical, surgical and Laboratory Procedure . Osseointegrated supporting prosthesis occlusion, esthetics, insertion and maintenance. Examination, diagnosis and treatment planning and other clinical and Laboratory procedures	5 hours
35. Maxillofacial Prosthesis Restoration of congenital and acquired oral and para-oral Defects. (Facial Prostheses, including implant support Maxillo Facial prosthesis). Splints Obturators Carriers Bruxism and management of occlusal attrition	5 hours
36. Miscellaneous Patient and practice management in Prosthodontic clinic Ethics, Law, Jurisprudence an Forensic Odontology - in Prosthodontic practice Assistants - Laboratories and clinic Communication methods - Technician work Authorization, methods and legality	5 hours
37. Emergencies in Prosthodontics During impression recording in Partially, Completely Edentulous Situation and Maxillofacial Defects. Precautions and management of traumatic accidents in tooth preparation use vasoconstrictor in anaesthetic solutions and retraction cords. ill fitting dentures Broken clasps, facings Broken prosthesis Swallowing Prosthesis General Management of elderly and C.V.S. and immuno compromised patients.	2 hours

Dean and Director
The Oxford Dental College, Bommnahalli
Hosur Road Bengaluru - 560 068

IV BDS
ORAL AND MAXILLOFACIAL SURGERY

IV year BDS Theory: 50 hours

1.	Dento-alveolar surgery	Trans alveolar extraction Impacted teeth: General factors, incidence, etiology Classification and indications Assesment: clinical & radiological Anaesthetic considerations Surgical procedure Impacted maxillary third molar & Impacted Canine	1 hour 4 hours
2.	Endodontic surgery	Introduction, classification, apicectomy, replantation	
3.	Infections of the oral cavity	Introduction, microbiology, anatomy of fascial spaces, course of odontogenic infections, Spread of infection, classification, clinical features, management Dentoalveolar abscess, ludwigs angina osteomyelitis and ORN. Hepatitis B and HIV	4 hours
4.	Cystic lesions of jaws	Definition, classification and pathogenesis Diagnosis, clinical features, radiological, aspiration biopsy, use of contrastmedia and histopathology Management-types of surgical procedures, and complications	3 hours
5.	Oral Implantology	Principles of implantology	2 hours
6.	Ethics		1 hour
7.	Preprosthetic surgery	Introduction, aims, classification Corrective procedures - hard & soft tissues Ridge extension and augmentation procedures	2 hours
8.	Diseases of maxillary Sinus	Surgical anatomy, Acute & chronic sinusitis	1 hour
		Oro antral fistula & Surgical approach for sinus	1 hour

166

Dean and Director
The Oxford Dental College, Bommnahalli
Hosur Road Bengaluru - 560 068

IV BDS

PUBLIC HEALTH DENTISTRY

Theory: 45 hours Clinical/Practical:150 hour

Sl.No.	Topic	No. of hours	Year of study
1.	**PUBLIC HEALTH** i. General Epidemiology:-definition,objectives,methods	2	IV BDS
	ii.Environment Health: -Concepts,principles,protection, sources,purification environmental sanitation of water disposal of waste sanitation,then role in mass disorders	2	
	iii. Health Education: -Definition,concepts,principles,methods, and health education aids	2	
	iv.Public Health Administration: -Priority,establishment, manpower,private practice management, hospital management.	2	
	v.Ethics and Jurisprudence: Professional liabilities,negligence, malpractice, consents, evidence, contrasts, and methods of identification in forensic dentistry.	2	
	vi.Behavior sciences:Definition of sociology,anthropology and psychology and their in dental practice and community.	2	
	vii. Health care delivery system: Center and state, oral health policy,primary health care, national programmes, health organizations.	2	
2.	**Dental Public Health**		
	i. Definition and difference between community and clinical health.	2	
	ii. Nutrition in oral diseases	2	
	iii. Delivery of dental care: Dental auxiliaries, operational and non-operational, incremental and comprehensive health care, school dental health Planning & Evaluation	4 1	
	iv. Payments of dental care: Methods of payments and dental insurance, government plans	2	
3.	**Preventive Dentistry** i. Definition, Levels, role of individual community and profession, fluorides in dentistry, plaque control programmes. ii. Prevention of dental caries Prevention of periodontal disease Prevention of oral cancer Prevention of malocclusion Atraumatic Restorative Treatment(ART) Occupational Hazards Evidence Based Dentistry(EBD)	5 6	

Dean and Director
The Oxford Dental College, Bommnahalli
Hosur Road Bengaluru - 560 068

III BDS
PERIODONTOLOGY

Knowledge:

- To have adequate knowledge and understanding of the etiology, pathophysiology, diagnosis & treatment planning of various periodontal problems.
- To have understood the periodontal surgical principles like pre and post surgical management of periodontal diseases.
- Essential knowledge of personal hygiene and infection control, prevention of cross infection and safe disposal of hospital waste keeping in view the high prevalence of infectious disease

Skills

- To obtain proper clinical history, examination of the patient, perform diagnostic procedures and order essential laboratory tests and interpret them and to arrive at a provisional diagnosis about the periodontal condition.
- To perform with competence various periodontal nonsurgical procedures. To treat non- surgically the various periodontal diseases.

Attitude:

- Periodontal surgical care is to be delivered irrespective of the social status, caste, creed or religion of the patient.
- Willing to share the knowledge and clinical experience with professional colleagues.
- Respect patient right and privileges, including patients right to information and right to seek a second opinion.

Dean and Director
The Oxford Dental College, Bommnal
Hosur Road Bengaluru - 560 068

9.	Chemotherapeutic agents	Various chemotherapeutic agents used in periodontal therapy	1
10.	Gingival Diseases	Localised & generalize diseases gingivitis. Papillary, marginal and diffused gingivitis. Etiology, pathogenesis clinical signs, symptoms and management of-Plaque-associated gingivitis Systemically aggravated gingivitis (Sex hormones,Drugs and systemic diseases) Necrotizing ulcerative gingivitis Desquamative gingivitis associated with Lichen planus, Pemphigoid pemphigus and other Vesic ulob ullous lesions.Allergic gingivitis Infective gingivitis - Herpetic, bacterial and candidial, pericoronitis. Gingival diseases in childhood	2
11.	Gingival enlargement	Types of Gingival enlargement (Classification and differential diagnosis)	2
12.	Epidemiology of Periodontal disease	Definition of index, Incidence, Prevalence. Classification of indices.(Irreversible & reversible) Deficiencies of earlier indices used in Periodontics Detailed understanding of Silness & Loe Plaque index, Loe and Silness gingival index, CPITN & CPI.Prevalence of periodontal diseases in India and ther countries. Public Health significance (All these topics are covered at under community dentistry. Hence the topics may be discussed briefly however; questions may be asked from the topics for examination).	2
13.	Extension of inflammation from gingiva	Mechanism of spread of Inflammation from Gingival to deeper periodontal structures. Factors that modify the spread	1
14.	AIDS and periodontium	AIDS and periodontium	1

Dean and Director
The Oxford Dental College, Bommnahalli
Hosur Road Bengaluru - 560 068

REVISED RGUHS M.D.S. SYLLABUS

APPLICABLE TO MAY- 2018 ADMITTED MDS STUDENTS AND ONWARDS

SECTION I REGULATIONS

1. **Title of the Course:** It shall be called Master of Dental Surgery (MDS).

2. **Branches of Study:** The following are the subjects of specialty for the MDS degree:

   a. **Prosthodontics and Crown & Bridge**
   b. **Periodontology**
   c. **Oral & Maxillofacial Surgery**
   d. **Conservative Dentistry and Endodontics**
   e. **Orthodontics & Dentofacial Orthopedics**
   f. **Oral & Maxillofacial Pathology & Oral Microbiology:**
   g. **Public Health Dentistry**
   h. **Pediatric Dentistry**
   i. **Oral Medicine & Radiology**

3. **Eligibility**

A candidate for admission to the MDS course (Master of Dental Surgery) must have a. recognized degree of BDS (Bachelor of Dental Surgery) awarded by an Indian University in respect of recognized Dental College under Section 10(2) of the Dentists Act, 1948 or an equivalent qualification recognized by the Dental Council of India and should have obtained permanent registration with any of the State Dental Council.

Candidates who possess PG Diploma recognized by the DCI with the duration of 2 years in particular specialty is eligible for admission in MDS in the same specialty and the duration will be 2 years. The syllabus of the two years programme i.e PG- Diploma will be as per the existing DCI/university guidelines.

Dean and Director
The Oxford Dental College, Bommnahalli
Hosur Road Bengaluru - 560 068

Part-II:

Paper-I: Oral and Maxillofacial Radiology

Paper-II: Oral Medicine, therapeutics and laboratory investigations

Paper-III: Descriptive and analyzing type question

SECTION II

GOALS & OBJECTIVES OF MDS COURSE

Goals:

The goals of postgraduate training in various specialties is to train B.D.S. graduate who will, after successful completion of the course:

© Practice respective specialty efficiently and effectively, backed by scientific knowledge and skill.

© Exercise empathy and a caring attitude and maintain high ethical standards.

© Continue to evince keen interest in continuing professional education in the specialty and allied specialties irrespective of whether in teaching or practice.

© Willing to share the knowledge and skills with any learner, junior or a colleague.

©Develop the faculty for critical analysis and evaluation of various concepts and views, to adopt the most rational approach.

Objectives:

The objective is to train a candidate so as to ensure higher competence in both general and special area of interest and prepare him for a career in teaching, research and specialty practice. A candidate must achieve a high degree of clinical proficiency in the subject matter and develop competence in research and its methodology as related to the field concerned.

The above objectives are to be achieved by the time the candidate completes the course. The objectives may be considered as under -

1. Knowledge (Cognitive domain)
2. Skills (Psycho motor domain)
3. Human values, ethical practice and communication abilities

Knowledge:

Dean and Director
The Oxford Dental College, Bommnahall
Hosur Road Bengaluru - 560 068

© Demonstrate understanding of basic sciences relevant to specialty.

© Describe etiology, pathophysiology, principles of diagnosis and management of common problems within the specialty in adults and children.

© Identify social, economic, environmental and emotional determinants in a given case and take them into account for planning treatment.

© Recognize conditions that may be outside the area of specialty/competence and to refer them to an appropriate specialist.

© Update knowledge by self-study and by attending courses, conferences, seminars relevant to specialty.

© Undertake audit, use information technology and carry out research with the aim of publishing or presenting the work at various scientific gatherings.

Skills:

1. Take a proper clinical history, examine the patient, perform essential diagnostic procedures and order relevant tests and interpret them to come to a reasonable diagnosis about the condition.

2. Acquire adequate skills and competence in performing various procedure required in the specialty.

Human values, ethical practice and communication abilities:

© Adopt ethical principles in all aspects of practice.

© Professional honesty and integrity are to be fostered.

© Patient care is to be delivered irrespective of social status, caste, creed or religion of the patient.

© Develop communication skills, in particular and skill to explain various options available in management and to obtain a true informed consent from the patient

© Provide leadership and get the best out of his team in a congenial working atmosphere.

© Apply high moral and ethical standards while carrying out human or animal research.

© Be humble and accept the limitations in his knowledge and skill and to ask for help from colleagues when needed.

© Respect patient's rights and privileges including patient's right to information and right to seek a second opinion.

SECTION III

COURSE DESCRIPTION OF VARIOUS SPECIALTIES

Dean and Director
The Oxford Dental College, Bommnahalli
Hosur Road Bengaluru - 560 068

Section V Ethics in Dentistry

Introduction: There is a definite shift now from the traditional patient and doctor relation and delivery of dental care. With the advances in science and technology and the increased needs of the patient, their families and community, there is a concern for the health of community as a whole. There is a shift to greater accountability to the society. specialists like the other health professionals are confronted with many ethical problems is therefore absolutely necessary for each and every one in the health care delivery to prepare themselves to deal with these problems. To accomplish this and develop human values, it is desired that all the trainees undergo ethical sensitization by lectures or discussion on ethical issues, discussion of cases with an important ethical component.

Course Content: Introduction to ethics -

- What is ethics?
- What. are values and norms?
- How to form a value system in one's personal and professional life? Hippocratic oath.
- Declaration of Helsinki, WHO declaration of Geneva, International code of ethics,
- D.C.I. Code of ethics.

Ethics of the individual -

- The patient as a person.
- Right to be respected
- Truth and confidentiality
- Autonomy of decision
- Doctor Patient relationship

Professional Ethics-

- Code of conduct
- Contract and confidentiality
- Charging of fees, fee splitting
- Prescription of drugs
- Over-investigating the patient
- Malpractice and negligence

Research Ethics -

Animal and experimental research

Human volunteer research-informed consent for trials Drug trials

Ethical workshop of cases Gathering all scientific factors Gathering all value factors

Fortifying areas of value - conflict, setting of priorities Working out criteria towards decisions.

Recommended Reading:

Dean and Director
The Oxford Dental College, Bommnaha
Hosur Road Bengaluru - 560 068

ORAL MEDICINE AND RADIOLOGY

Objectives:

At the end of 3 years of training the candidate should be able to

Knowledge: Theoretical, Clinical and practical knowledge of all mucosal lesions, diagnostic procedures pertaining to them and latest information of imaging modules.

Skills and Attitude: Three important skills need to be imparted

1. . Diagnostic skill in recognition of oral lesions and their management
2. Research skills in handling scientific problems pertaining to oral treatment
3. Clinical and Didactic skills in encouraging younger doctors to attain learning objectives Attitudes:

Positive mental attitude and the persistence of continued learning need to be inculcated

Course Contents

Paper I: Applied Basic Sciences Applied Anatomy

1. Gross anatomy of the face:

a. Muscles of Facial Expression And Muscles Of Mastication
b. Facial nerve
c. Facial artery
d. Facial vein
e. Parotid gland and its relations

2. Neck region:

a. Triangles of the neck with special reference to Carotid, Digastric triangles and midline structures
b. Facial spaces
c. Carotid system of arteries, Vertebral Artery, and Subclavian arteries
d. Jugular system Internal jugular
External jugular
e. Lymphatic drainage
f. Cervical plane
g. Muscles derived from Pharyngeal arches
h. Infratemporal fossa in detail and temporomandibular joint
i. Endocrine glands Pituitary
j. Sympathetic chain
k. Cranial nerves-V, VII, IX, XI, & XII

- Thyroid
- Parathyroid

I. Exocrine glands

- Parotid

Dean and Director
The Oxford Dental College, Bommanahalli
Hosur Road Bengaluru - 560 068

2nd day

Post-surgical review and discussion of the case treated on the 1st day Presentation of dissertation & discussion
All the examiners shall participate in all the aspects of clinical examinations / Viva Voce

Distribution of Marks for Clinical examination (recommended)

a) Long Case discussion	50
b) 2 short cases	50
c) Periodontal surgery	75
d) Post — operative review	25
Total	200

C. Viva Voce: 100 Marks

i. Viva- Voce examination: 80 marks

All examiners will conduct viva-voce conjointly on candidate's comprehension, analytical approach, expression, interpretation of data and communication skills. It includes all components of course contents. It includes presentation and discussion on dissertation also.

ii. Pedagogy: 20 marks

A topic is given to each candidate in the beginning of clinical examination. He/she is asked to make a presentation on the topic for 8-10 minutes

Topic be given to each candidate in the beginning of clinical examination. He/she is asked make a presentation on the topic for 8-10 minutes.

ORAL AND MAXILLOFACIAL SURGERY

Objective :

The training program in Oral and Maxillofacial Surgery is structured to achieve the following four objectives-

© Knowledge
© Skills
©Attitude
© Communicative skills and ability

Knowledge:

© To have acquired adequate knowledge and understanding of the etiology, patho physiology and diagnosis, treatment planning of various common oral and Maxillofacial surgical problems both minor and major in nature.

Dean and Director
The Oxford Dental College, Bommanahalli
Hosur Road Bengaluru 56

© To have understood the general surgical principles like pre and post surgical management, particularly evaluation, post surgical care, fluid and electrolyte management, blood transfusion and post surgical pain management.

© Understanding of basic sciences relevant to practice or oral and maxillofacial surgery.

© Able to identify social, cultural, economic, genetic and environmental factors and their relevance to disease process management in the oral and Maxillofacial region.

© Essential knowledge of personal hygiene and infection control, prevention of cross infection and safe disposal of hospital waste keeping in view the high prevalence of hepatitis and HIV.

Skill

© To obtain proper clinical history, methodical examination of the patient, perform essential diagnostic procedures and order relevant laboratory tests and interpn them and to arrive at a reasonable diagnosis about the surgical condition.

© To perform with competence minor oral surgical procedures and common maxillofacial surgery. To treat both surgically and medically (or by other means of the oral and Maxillofacial and the related area).

© Capable of providing care for maxillofacial surgery patients.

Attitude:

© Develop attitude to adopt ethical principles in all aspect of surgical practice, professional honesty and integrity are to be fostered. Surgical care is to be delivered irrespective of the social status, caste, creed or religion of the patient.

© Willing to share the knowledge and clinical experience with professional colleagues.

© Wiling to adopt new techniques of surgical management developed from time to time based on scientific research which are in the best interest of the patient

© Respect patient's right and privileges, including patients right to information and right to seek a second opinion.

© Develop attitude to seek opinion from an allied medical and dental specialists as and when required.

Communication skills:

© Develop adequate communication skills particularly with the patients giving them the various options available to manage a particular surgical problem and obtain a true informed consent from them for the most appropriate treatment available at that point of time

© Develop the ability to communicate with professional colleagues.

© Develop ability to teach undergraduates.

Course content:

The program outline addresses both the knowledge needed in Oral and Maxillofacial Surgery and allied medical specialties in its scope. A minimum of three years of formal training through a graded system of education as specified will equip the trainee with skill and knowledge at its completion to be able to practice basic oral and Maxillofacial surgeon competently and have the ability to intelligently pursue

Dean and Director
The Oxford Dental College, Bommnahalli
Hosur Road Bengaluru - 560 068

i. Viva-voce examination: 80 marks

All examiners will conduct viva-voce conjointly on candidate's comprehension, analytical approach, expression, interpretation of data and communication skills. It includes all components of course contents. It includes presentation and discussion on dissertation also.

ii. Pedagogy Exercise: 20 marks

A topic be given to each candidate in the beginning of clinical examination. He/she is asked make a presentation on the topic for 8-10 minutes.

CONSERVATIVE DENTISTRY and ENDODONTICS

The following objectives are laid out to achieve the goals of the course. These are to be achieved by the time the candidate completes the course. These objectives may be considered under the following subtitles.

Knowledge

At the end of 36 months of training, the candidates should be able to:

© Describe aeitology, pathophysiology, periapical diagnosis and management of common restorative situations, endodontic situations that will include contemporary management of dental caries, management of trauma and pulpal pathoses including periodontal situations.

© Demonstrate understanding of basic sciences as relevant to conservative / restorative dentistry and Endodontics.

© Identify social, economic, environmental and emotional determinants in a given case or community and take them into account for planning and execution at individual and community level.

© Ability to master differential diagnosis and recognize conditions that may require multi disciplinary approach or a clinical situation outside the realm of the specialty, which he or she should be able to recognize and refer to appropriate specialist.

© Update himself by self-study and by attending basic and advanced courses, conferences, seminars, and workshops in the specialty of Conservative Dentistry- Endodontics-Dental Materials and Restorative Dentistry.

© Ability to teach, guide, colleagues and other students.Use information technology tools and carry out research both basic and clinical with the aim of publishing his/her work and presenting the same at scientific platforms

Skills

© Take proper chair side history, examine the patient and perform medical and dental diagnostic procedures and order as well as perform relevant tests and interpret to them to come to a reasonable diagnosis about the dental condition in general and Conservative Dentistry - Endodontics in particular. And undertake complete patient monitoring including preoperative as well as post operative care of the patient.

Dean and Director
The Oxford Dental College, Bommanahalli
Hosur Road Bengaluru - 560 068

© Perform all levels of restorative work and surgical and non-surgical Endodontics including endodontic endoosseous implants, as well as endodontic-periodontal surgical procedures as part of multidisciplinary approach to clinical condition.
© Provide basic life saving support in emergency situations.
© Manage acute pulpal and pulpo periodontal situations.
© Have a thorough knowledge of infection control measures in the dental clinical environment and laboratories.
Human Values, Ethical Practice and Communication Abilities
© Adopt ethical principles in all aspects of restorative and contemporaries Endodontics" including non-surgical and surgical Endodontics. © Professional honesty and integrity should be the top priority.
© Dental care has to be provided regardless of social status, caste, creed or religion of the patient.
© Develop communication skills- in particular to explain various options available management and to obtain a true informed consent from the patient.
© Apply high moral and ethical standards while carrying on human or animal research .He / She shall not carry out any heroic procedures and must know his limitations in performing all aspects of restorative dentistry including Endodontics. Ask for help from colfeagues or seniors when required without hesitation O Respect patient's rights and privileges including patients right to information.
Course Contents :
Applied Anatomy of Head and Neck
© Development of face, paranasal sinuses and the associated structures and their anomalies, cranial and facial bones, TMJ anatomy and function, arterial and venous drainage of head and neck, muscles of face and neck including muscles of mastication and deglutition, brief consideration of structures and function of brain. Brief consideration of all cranial nerves and autonomic nervous system of head and neck. Salivary glands, Functional anatomy of mastication, deglutition and speech. Detailed anatomy of deciduous and permanent teeth, general consideration in physiology of permanent dentition, form, function, alignment, contact, occlusion.)
© Internal anatomy of permanent teeth and its significance
© Applied histology, histology of skin, oral mucosa, connective tissue, bone cartilage, blood vessels, lymphatics, nerves, muscles, tongue.

Development of Teeth
© Enamel - development and composition, physical characteristics, chemical properties, structure
© Age changes - clinical structure
© Dentin - development, physical and chemical properties, structure type of dentin, innervations, age and functional changes.
© Pulp - development, histological structures, innervations, functions, regressive changes, clinical considerations.

Dean and Director
The Oxford Dental College, Bommanahalli
Hosur Road Bengaluru - 560 068

presentation and discussion on dissertation also.

ii. Pedagogy Exercise: 20 marks

A topic be given to each candidate in the beginning of clinical examination. He/she is asked to make a presentation on the topic for 8-10 minutes.

PERIODONTOLOGY

Objectives

The following objectives are laid out to achieve the goals of the course

Knowledge

© Discuss historical perspective to advancement in the subject proper and related topics

© Describe etiology, pathogenesis, diagnosis and management of common periodontal diseases with emphasis on Indian population

© Familiarize with the biochemical, microbiologic and immunologic genetic aspects of periodontal pathology

© Describe various preventive periodontal measures

© Describe various treatment modalities of periodontal disease from historical aspect to currently available ones

© Describe interrelationship between periodontal disease and various systemic conditions

© Describe periodontal hazards due to iatrogenic causes and deleterious habits and prevention of it

© Identify rarities in periodontal disease and environmental/ Emotional determinates in a given case

© Recognize conditions that may be outside the area of his Speciality/competence and refer them to an appropriate Specialist

© Decide regarding non-surgical or surgical management of the case

© Update him by attending course, conferences and seminars relevant to periodontics or by self-learning process.

© Plan out/ carry out research activity both basic and clinical aspects with the aim of publishing his/her work in scientific journals

© Reach to the public to motivate and educate regarding periodontal disease, its prevention and consequences if not treated

© Plan out epidemiological survey to assess prevalence and incidence of early onset periodontitis

Dean and Director
The Oxford Dental College, Bommnahal
Hosur Road, Bengaluru - 560 068

and adult periodontitis in Indian population (Region wise)

© Shall develop knowledge, skill in the science and practice of Oral Implantology
© Shall develop teaching skill in the field of Periodontology and Oral Implantology

SKILL

©*Take a* proper clinical history, thorough examination intra orally, extra orally, medical history evaluation, advice essential diagnostic procedures and interpret them to come to a reasonable diagnosis

©Effective motivation and education regarding periodontal disease and maintenance after the treatment

©Perform both non-surgical & education regarding periodontal disease, maintenance after the treatment

©Perform both non-surgical and surgical procedures independently

©Provide Basic Life Support Service (BLS)

Human values, ethical practice & communication abilities

© Adopt ethical principles in all aspects of treatment modalities, Professional honesty & integrity are to be fostered. Develop Communication skills to make awareness regarding periodontal disease Apply high moral and ethical standards while carrying out human or animal research, Be humble, accept the limitations in his/her knowledge and skill, and ask for help from colleagues when needed, Respect patients rights and privileges, including patients right to information and right to seek a second opinion.

Course Contents

Applied Anatomy:

1. Development of the Periodontium
2. Micro and Macro structural anatomy and biology of the periodontal tissues
3. Age changes in the periodontal tissues
4. Anatomy of the Periodontium
   - ©Macroscopic and microscopic anatomy
   - ©Blood supply of the Periodontium
   - ©Lymphatic system of the Periodontium
   - ©Nerves of the Periodontium
5. Temporomandibular joint, Maxillae and Mandible

Dean and Director
The Oxford Dental College, Bommnahalli
Hosur Road Bengaluru - 560 068

9. Oral Medicine and Radiology

Oral Medicine is that specialty of dentistry concerned with the basic diagnostic procedures and techniques useful in recognizing the diseases of the oral tissues of local and constitutional origin and their medical management.

Radiology is a science dealing with x-rays and their uses in diagnosis and treatment of diseases in relation to orofacial diseases.

2. Course contents

Prosthodontics

To train dental graduates so as to ensure higher competence in both general and special area of Prosthodontics and prepare a candidate for teaching, research and clinical abilities including prevention and after care in prosthodontics including crown and bridge-and implantology.

General Objectives of the Course:

© Training programme in Prosthodontic dentistry including Crown & Bridge & Implantology is structured to achieve knowledge and skill in theoretical and clinical laboratory, attitude, communicative skills and ability to research with understanding of social, cultural, education and environmental background of the society

© To have acquired adequate knowledge and understanding of applied basic and systematic medical science knowledge in general and particular to head and neck.

© The postgraduates will be able to provide Prosthodontic therapy for patients with competence and working knowledge with understanding of applied medical, behavioral and clinical science that are beyond the treatment skills of the general BDS graduate and MDS graduate of other specialties to demonstrate evaluative and judgment skills in making appropriate decisions regarding prevention, treatment aftercare and referral to deliver comprehensive care to patients.

Knowledge

The candidate should possess knowledge applied basic and systematic medical sciences.

© On human anatomy, embryology, histology, applied in general and particular to head and neck, Physiology & Biochemistry, Pathology and microbiology, virology, Health and diseases of various systems of the body (systemic) principles in surgery and medicine, Pharmacology, Nutrition,

Dean and Director
The Oxford Dental College, Bommnahalli
Hosur Road Bengaluru - 560 068

behavioral Science, Age changes, genetics, Immunology, Congenital defects and syndrome and Anthropology, Bioengineering, Bio-medical and Biological Principle and application Dental material science

© Ability to diagnose and plan treatment for patients requiring a Prosthodontic therapy

© Ability to read and interpret a radiograph and other investigations for the purpose of diagnosis treatment planning.

© Tooth and tooth surface restorations, Complete denture prosthodontics, removable partial dentures Prosthodontics, fixed prosthodontics and maxillofacial and Craniofacial Prosthodontics, implants supported Prosthodontics, T.M.J, and occlusion, craniofacial esthetic, and biomaterials. Craniofacial disorders , problems of psychogenic origin.

© Age changes and Prosthodontic Therapy for aged.

© Ability to diagnose failed restoration and provide Prosthodontic therapy and after care.

© Should have essential knowledge on ethics, laws and Jurisprudence and forensic odontology in Prosthodontics

© General health conditions and emergency as related to prosthodontics treatment,

© Identify social, cultural, economic, environmental, educational and emotional determinants of the patient and consider them in planning the treatment.

© Identify cases, which are outside the area of his specialty/ competence and refer them to appropriate specialists.

© Advice regarding case management involving surgical, interim treatment etc.

© Competent specialization in team management of craniofacial design.

© Should attend continuing education programmes, seminars and conferences related to prosthodontics in thus updating himself/herself.

© Teach and guide his / her team, colleague and other students.

© Should be able to use information technology tools and carry out research basic and clinical, with the aims of publishing his/ her work and presenting his/her work at various scientific forums.

© Should have essential knowledge of personal hygiene, infection control, prevent of cross infection and safe disposal of waste, keeping in view the risks of transfer of Hepatitis & HIV

© Should have an ability to plan to establish Prosthodontic clinic/department in a teaching hospital

Dean and Director
The Oxford Dental College, Bommnahalli
Hosur Road Bengaluru - 560 068

© Should have a sound knowledge for the application of pharmacology, effects of drugs on oral tissues and systems of the body and on medically compromised individuals.

Skills

© The candidate should be able to examine the patients requiring Prosthodontic therapy, investigate the patient systemically, analyze the investigation results,

radiography, diagnose the ailment, plan a treatment, communicate it with the patient and execute it.

© Understand the prevalence and prevention of diseases of craniomandibular system related to Prosthetic dentistry.

© The candidate should be able to restore the lost functions of the stomatognathic system namely speech, mastication etc to provide a quality health care for craniofacial region

© The candidate should be able to interact with other speciality including a medical speciality for a planned team management of patients for a craniofacial and oral acquired and congenital defects, Temporomandibular joint syndromes, esthetics, Implant supported Prosthetics and problems of Psychogenic origin,

© Should be able to demonstrate the clinical competence necessary to carry out appropriate treatment at higher level of knowledge, training and practice skills currently available in their specialty area.

© Identify target diseases and awareness amongst the population for Prosthodontic therapy.

© Perform clinical and Laboratory procedure with understanding of biomaterials, tissue conditions related to prosthesis and have competent dexterity and skill for performing clinical and laboratory procedures in fixed, removable, implant and maxillofacial TMJ, esthetics Prosthodontics.

© Laboratory technique management based on skills and knowledge of Dental Materials and dental equipment and instruments,

© To understand demographic distribution and target diseases of Cranio mandibular region related to Prosthodontic including crown & bridge and implantology.

Attitudes

© Adopt ethical principles in all Prosthodontic practice. Professional honesty and integrity are to be fostered. Treatment to be delivered irrespective of social status, caste, creed or religion of patient.

© Willing to share the knowledge and clinical experience with professional colleagues.

Dean and Director
The Oxford Dental College, Bommnahalli
Hosur Road Bengaluru - 560 068

(2) Part II (3 papers of 100 Marks):-

(i) Paper-I: 2 long essay questions of 25 marks each and 5 short essays of 10 marks each. (Total of 100 Marks)

(ii) Paper-II: 2 long essay questions of 25 marks each and 5 short essays of 10 marks each. (Total of 100 Marks)

(iii) Paper III: 2 out of 3 essay questions (50 x 2 = 100 Marks)

Practical and Clinical Examination : 200 Marks

Viva-voce and Pedagogy : 100 Marks

B. Practical/Clinical - 200 Marks
1. Case Presentation
a) Long case - 20 marks
b) Short case — 10 marks
2. Clinical Hematology (any two investigations) - 20 Marks
Hb%, bleeding time, clotting time, Total WBC count, Differential WBC count and ESR
3. Smear Presentation - 20 marks
4. Cytology or microbial smear and staining
5. Paraffin sectioning and H & E Staining - 30 Marks
6. Histopathology slide discussion - 100 Marks
C. Viva Voce 100 Marks
i. Viva-Voce examination: 80 marks
All examiners will conduct viva-voce conjointly on candidate's comprehension, analytical approach, expression, interpretation of data and communication skills. It includes rill components of course contents. It includes presentation and discussion on dissertation also.
iii. Pedagogy Exercise: 20 marks
A topic is given to each candidate in the beginning of clinical examination. He/she is asked to make a presentation on the topic for 8-10 minutes

PUBLIC HEALTH DENTISTY

Dean and Director
The Oxford Dental College, Bommnahalli
Hosur Road Bengaluru - 560 068

Objectives

At the end of 3 years of training the candidate should be able to: Knowledge

© apply basic sciences knowledge regarding etiology, diagnosis and management of the prevention, promotion and treatment of all the oral conditions at the individual and community level.

© Identify social, economic, environmental and emotional determinants in a given individual patient or a community for the purpose of planning and execution of Community Oral Health Program.

© Ability to conduct Oral Health Surveys in order to identify all the oral health problems affecting the community and find solutions using multi - disciplinary approach. © Ability to act as a consultant in community Oral Health, teach, guide and take part in research (both basic and clinical), present and publish the outcome at various scientific conferences and journals, both national and international level.

Skills

The candidate should be able to

1. Take history, conduct clinical examination including all diagnostic procedures to arrive at diagnosis at the individual level and conduct survey of the community at state and national level of all conditions related to oral health to arrive at community diagnosis. Plan and perform all necessary treatment, prevention and promotion of Oral Heal at the individual and community level.
2. Plan appropriate Community Oral Health Program, conduct the program and evaluate, at the community level.
3. Ability to make use of knowledge of epidemiology to identify causes and appropriate preventive and control measures.
4. Develop appropriate person power at various levels and their effective utilization.
5. Conduct survey and use appropriate methods to impart Oral Health Education.
6. Develop ways of helping the community towards easy payment plan, and followed by evaluation for their oral health care needs.
7. Develop the planning, implementation, evaluation and administrative skills to carry out successful community Oral Health Programs.

Values:

1. Adopt ethical principles in all aspects of Community Oral Health Activities.
2. To apply ethical and moral standards while carrying out epidemiological researches.
3. Develop communication skills, in particular to explain the causes and prevention of oral diseases to the patient.
4. Be humble and accept the limitations in his knowledge and skill and to ask for help from colleagues when

Dean and Director
The Oxford Dental College, Bommnahalli
Hosur Road Bengaluru - 560 068

needed and promote teamwork approach.

5. Respect patient's rights and privileges including patients right to information and right to seek a second opinion.

Course Contents:

Paper I: Applied Basic Sciences

I. Applied Anatomy and Histology

A. Applied Anatomy in relation to:

Development of face
Bronchial arches
Muscles of facial expression
Muscles of mastication
TMJ
Salivary gland
Tongue
Salivary gland
Tongue
Hard and soft palate
Infratemporal fossa
Paranasal air sinuses
Pharynx and larynx
Cranial and spinal nerves- with emphasis on trigeminal, facial, glossopharyngeal and hypoglossal nerve
Osteology of maxilla and mandible
Blood supply, venous and lymphatic drainage of head and neck
Lymph nodes of head and neck
Structure and relations of alveolar process and edentulous mouth
Genetics-fundamentals

B. Oral Histology

Development of dentition, Innervations of dentin and pulp
Periodontium-development, histology, blood supply, nerve supply and lymphatic drainage
Oral mucous membrane

Dean and Director
The Oxford Dental College, Bommnahal...
Hosur Road Bengaluru - 560 068

1. Public Health
- Definition, concepts and philosophy of dental health
- History of public health in India and at international level
- Terminologies used in public health

2. Health
- Definition, concepts and philosophy of health
- Health indicators
- Community and its characteristics and relation to health

3. Disease
- Definition, concepts.
- Multifactorial causation, natural history, risk factors
- Disease control and eradication, evaluation and causation, infection of specific diseases
- Vaccines and immunization

4. General Epidemiology
- Definition and aims, general principles
- Multifactorial causation, natural history, risk factors
- Methods in epidemiology, descriptive, analytical, experimental and classic epidemiology of specific diseases, uses of epidemiology
- Duties of epidemiologist
- General idea of method of investigating chronic diseases, mostly non-infectious nature, epidemic, endemic, and pandemic.
- Ethical conversation in any study requirement
- New knowledge regarding ethical subjects
- Screening of diseases and standard procedures used

5.Environmental Health:
- Impact of important components of the environment of health
- Principles and methods of identification, evaluation and control of such health hazards
- Pollution of air, water, soil, noise, food
- Water purification, international standards of water
- Domestic and industrial toxins, ionizing radiation
- Occupational hazards
- Waste disposal- various methods and sanitation

6. Public Health Education:
- Definition, aims, principles of health education
- Health education, methods, models, contents, planning health education programs

127

Dean and Director
The Oxford Dental College, Bommnahalli
Hosur Road Bengaluru - 560 068

7. Public Health Practice and Administration System In India
8. Ethics and Jurisprudence
- Basic principles of law
- Contract laws- dentist - patient relationships & Legal forms of practice
- Dental malpractice
- Person identification through dentistry
- Legal protection for practicing dentist.
- Consumer protection act

9. Nutrition In Public Health:
- Study of science of nutrition and its application to human problem e Nutritional surveys and their evaluations

e Influence of nutrition and diet on general health and oral health, dental caries, periodontal disease and oral cancers
- Dietary constituents and carcinogenicityGuidelines for nutrition

lO. Behavioral Sciences:
- Definition and introduction
- Sociology: social class, social group, family types, communities and social relationships, culture, its effect on oral health.
- Psychology: definition, development of child psychology, anxiety, fear and phobia, intelligence, learning, motivation, personalities, fear, dentist-patient relationship, modeling and experience

11 Hospital Administration:
- Departmental maintenance, organizational structures
- Types of practices
- Biomedical waste management

12..Health Care Delivery System:
- International oral health care delivery systems - Review
- Central and state system in general and oral health care delivery system if any
- National and health policy
- National health programme
- Primary health care - concepts, oral health in PHC and its implications
- National and international health organizations
- Dentists Act 1928, Dental council of India, Ethics, Indian Dental Association
- Role of W.H.O. and Voluntary organizations in Health Care for the Community

13. Oral Biology And Genetics:
A detailed study of cell structure

Dean and Director
The Oxford Dental College, Bommanahalli
Hosur Road Bangaluru - 560 068

ORTHODO NTICS & DENTOFACIAL ORTHOPAEDICS

The training programme in Orthodontics is to structure and achieve the following four objectives K**nowledge of**

1. The dynamic interaction of biologic processes and mechanical forces acting on the stomatognathic system during orthodontic treatment
2. The etiology, pathophysiology, diagnosis and treatment planning of various common Orthodontic problems
3. Various treatment modalities in Orthodontics preventive interceptive and corrective.
4. Basic sciences relevant to the practice of Orthodontics
5. Interaction of social, cultural, economic, genetic and environmental factors and their relevance to management of oro - facial deformities
6. Factors affecting the long-range stability of orthodontic correction and their management
7. Personal hygiene and infection control, prevention of cross infection and safe disposal of hospital waste, keeping in view the high prevalence of Hepatitis and HIV and other highly contagious diseases.

Skills

1. To obtain proper clinical history, methodical examination of the patient, perform essential diagnostic procedures, and interpret them and arrive at a reasonable diagnosis about the Dentofacial deformities.
2. To be competent to fabricate and manage the most appropriate appliance - intra or extra oral, removable or fixed, mechanical or functional, and active or passive - for the treatment of any orthodontic problem to be treated singly or as a part of multidisciplinary treatment of orofacial deformities.

Attitudes:

1. Develop an attitude to adopt ethical principles in all aspects of Orthodontic practice.
2. Professional honesty and integrity are to be fostered
3. Treatment care is to be delivered irrespective of the social Status, cast, creed or colleagues
4. Willingness to share the knowledge and clinical experience with professional colleagues
5. Willingness to adopt, after a critical assessment, new methods and techniques of orthodontic management developed from time to time based on scientific research, which are in the best interest of the patient
6. Respect patients rights and privileges, including patients right to information and right to seek a second opinion
7. Develop attitude to seek opinion from allied medical and dental specialists as and when required

Communication skills

Dean and Director
The Oxford Dental College, Bommnahalli
Hosur Road Bengaluru - 560 068

© Stages of child development.
© Theories of psychological development.
© Management of child in orthodontic treatment.
© Management of handicapped child.
© Motivation and Psychological problems related to malocclusion / orthodontics
© Adolescent psychology
© Behavioral psychology and communication

XV. Diagnostic procedures and treatment planning in orthodontics

© Emphasis on the process of data gathering, synthesis and translating it into a treatment plan
© Problem cases - analysis of cases and its management
© Adult cases, handicapped and mentally retarded cases and their special problems
© Critique of treated cases. Cephalometrics
© Instrumentation
© Image processing
© Tracing and analysis of errors and applications
© Radiation hygiene
© Advanced Cephalometrics techniques
© Comprehensive review of literature
© Video imaging principles and application.

XVII. Practice management in Orthodontics

© Economics and dynamics of solo and group practices
© Personal management
© Materials management
© Public relations
© Professional relationship
© Dental ethics and jurisprudence
© Office sterilization procedures
© Community based Orthodontics.

XVIII.Clinical Orthodontics Myofunctional Orthodontics:

© Basic principles
© Contemporary appliances - their design and manipulation
© Case selection and evaluation of the treatment results
© Review of the current literature.

Dean and Director
The Oxford Dental College, Bomma
Hosur Road Bengaluru - 560 068

4 Problem solving - a hypothetical oral health situation existing in a community is given with sufficient data. The student as a specialist in community dentistry is expected to suggest practical solutions to the existing oral health situation of the
given community.
(50 Marks -1 Hour)
C. Viva Voce 100 Marks
i. Viva-Voce examination: 80 marks
All examiners will conduct viva-voce conjointly on candidate's comprehension, analytical approach, expression, interpretation of data and communication skills. It includes all components of course contents. It includes presentation and discussion on dissertation
also.
ii. Pedagogy Exercise: 20 marks
A topic be given to each candidate in the beginning of clinical examination. He/she is asked to make a presentation on the topic for 8-10 minute.

PEDIATRIC DENTISTRY

At the end of 3 years of training the candidate should be able to
1. Create not only a good oral health in the child but also a good citizen tomorrow.
2. Instill a positive attitude and behavior in children
3. Understand the principles of prevention and preventive dentistry right from birth to adolescence

4. Guide and counsel the parents in regards to various treatment modalities including different facets of preventive dentistry
5. Prevent and intercept developing malocclusion
Skills
1. Obtain proper clinical history, methodological examination of the child patient, perform essential diagnostic procedures and interpret them, and arrive at a reasonable diagnosis and treat appropriately
2. Be competent to treat dental diseases which are occurring in child patient.
3. Manage to repair and restore the lost tooth structure to maintain harmony between both hard and soft tissues of the oral cavity.
4. Manage the disabled children effectively and efficiently, tailored to the needs of individual requirement and conditions.
Attitudes
1. Develop an attitude to adopt ethical principles in all aspects of Pedodontic practice.
2. Professional honesty and integrity are to be fostered

Dean and Director
The Oxford Dental College, Bommanahalli
Hosur Road, Bengaluru - 560 068

3. Treatment care is to be delivered irrespective of the social status, cast, creed, and religion of the patients.
4. Willingness to share the knowledge and clinical experience with professional colleagues.
5. Willingness to adopt, after a critical assessment, new methods and techniques of Pedodontic management developed from time to time, based on scientific research, which are in the best interest of the child patient.
6. Respect child patient's rights and privileges, including child patients right to information and right to seek a second opinion.
7. Develop an attitude to seek opinion from allied medical and dental specialities, as and when required

Course contents
1. Applied Anatomy & genetics
2. Applied Physiology
3. Applied Pathology
4. Nutrition and Die tics

5. Growth & Development: Prenatal and postnatal development of cranium, face, jaws, teeth and supporting structures. Chronology of dental development and development of occlusion. Dimensional changes in dental arches. Cephalometric evaluation of growth.
6. Child Psychology: Development & Classification of behavior, personality, intelligence in children, theories of child psychology, stages of psychological child development, fear anxiety, apprehension dt its management
7. Behavior Management: Non- pharmacological 8b Pharmacological methods.
8. Child Abuse & Dental Neglect
9. Conscious Sedation, Deep Sedation 8s General Anesthesia in Pediatric Dentistry: (Including Other Drugs, Synergic & Antagonistic Actions of Various Drugs Used in Children
10. Preventive Pedodontics: Concepts, chair bide preventive measures for dental diseases, high-risk caries including rampant & extensive caries - Recognition, Features & Preventive Management, Pit and Fissures Sealants, Oral Hygiene measures, Correlation of brushing with dental caries and periodontal diseases. Diet 8s Nutrition as related to dental caries. Diet Counseling
11. Dental Plaque: Definition, Initiation, Pathogenesis, Biochemistry, and Morphology' & Metabolism.
12. Microbiology & Immunology as related to Oral Diseases in Children. Basic concepts, immune system in human body, Auto Immune diseases, Histopathology, Pathogenesis, Immunology of dental caries, Periodontal diseases. Tumors, Oral Mucosal lesions etc.
13. Gingival 8s Periodontal diseases in Children:

137

Dean and Director
The Oxford Dental College, Bommnahalli
Hosur Road Bengaluru - 560 068

Viva-voce and Pedagogy : 100 Marks

B. Practical / Clinical Examination : 200 Marks

No	Exercise	Marks allotted	Approximate time
1	Functional appliance, • case discussion, bite registration, fabrication and delivering of the appliance	50	1 hour 1 hour
2	III stage mechanics/ Bonding/ arch wire fabrication	50	1 hour 30 min
3	Display of case records (a minimum of 5 patients to be presented with all the records)	75	1 hour
4	Long cases	25	2 hours

C Viva Voce : 100 Marks

i. Viva-Voce examination: 80 marks

All examiners will conduct viva-voce conjointly on candidate's comprehension, analytical approach expression, interpretation of data and communication skills. It includes all components of course contents. It includes presentation and discussion on dissertation also.

ii. Pedagogy Exercise: 20 marks

A topic is given to each candidate in the beginning of clinical examination. He/she is asked t make a presentation on the topic for 8-10 minute

ORAL AND MAXILLOFACIAL PATHOLOGY; AND ORAL MICROBIOLOGY

objectives

© To train a post graduate dental surgeon so as to ensure higher competence in both general and special pathology dealing with the nature of oral diseases, their causes, processes and effects.

© An oral pathologist is expected to perform routine histopathological evaluation of specimens relating to oral and perioral tissues, to carry out routine diagnostic procedures including hematological, cytological, microbiological, Immunological and ultrastructural investigations.

© He/she is expected to have an understanding of current research methodology, collection and interpretation of data, ability to carry out research projects on clinical and/or epidemiological aspects,

Dean and Director
The Oxford Dental College, Bommnahalli
Hosur Road Bengaluru - 560 068

Systemic diseases affecting oral cavity

. Approach: Seminars & Slide discussions. Record notebook to be maintained. Training in histopathology slide reporting.

Experimental aspects of Oral diseases

Approach: Posting is desirable in Centers where animal experimentation is carried out to familiarize with laboratory technique's, upkeep & care of experimental animals.

Recent advances in Oral Pathology.

Approach: Update of knowledge in Oral Pathology through study of recent journals & Internet browsing.

Journal Clubs & Group discussions

Academic activities

© Library assignment to be submitted at the end of 6 months © Commencement of dissertation work © Journal clubs and seminars to be presented by every PG student © Clinicopathological discussions once in a month by every PG student © To attend interdepartmental meetings.

© Lecture and practical classes and slide discussions to be taken for II BDS students in oral and dental anatomy, dental histology and oral physiology. © Year ending examination (theory and practical) to be conducted by the college.

IIIRD YEAR

© Non-neoplastic disorders of salivary glands.

© Bone pathology

© Physical and chemical injuries, allergic and Immunological diseases.

© Cysts of odontogenic origin

© Oral manifestations of systemic diseases

Approach

To be covered as seminars Slide discussions of the same Record book to be maintained

Academic activities

© Visit to center out Animal experimentation to familiarize with Laboratory techniques, upkeep and care of animals

© Completion of Dissertation work and submission of the same, six months before the Final Examination

© Study of Journals, Internet Browsing, and group discussions, to update knowledge in the recent advances in Oral Pathology

© Lecture and Practical demonstrations for third B.D.S students in Oral pathology and Microbiology

© Reporting of histopathology slides

© Journal clubs and Seminars to be presented by every post graduate student twice a month

© Clinicopathological discussions by every student once in a month

© To attend Interdepartmental meetings.

Monitoring learning Progress

CHILDREN'S EDUCATION SOCIETY (Regd.)
THE OXFORD DENTAL COLLEGE
(Recognized by the Govt. of Karnataka, Affiliated to Rajiv Gandhi University of Health Sciences, Karnataka & Recognised by Dental Council of India, New Delhi)
Bommanahalli, Hosur Road, Bangalore – 560 068.
Ph: 080-61754680 Fax : 080 – 61754693E-mail:deandirectortodc@gmail.com
Website: www.theoxford.edu

Activity Report- Gender Equality

Dental Camp to Aparna CSI School for Special Education

Objective: Is to sensitize Post graduate students and Interns about gender equity, human values and virtues through camp.

Date: 21 August 2019

Time: 10.00 am

Venue: Arpana CSI School for special education (mentally challenged).

Resource person: Dr. Swetha

Audience/ Beneficiaries: school students.

Methodology: Awareness programme through dental camp

Description: Three Postgraduate students, one intern and one staff from the Department Of Paediatric And Preventive Dentistry, Oxford Dental College, visited Arpana CSI School for special education (mentally challenged) on 21nd August 2019. In this school dental health programme they have presented a health talk on oral hygiene methods, brushing technique was demonstrated to students and screened 50 children. Through the dental camp, the post graduate students were sensitized regarding human values which would guide them to consider the human element when they interact with other human beings. Human values like respect, acceptance, consideration, appreciation, listening, affection, empathy and love can be imbibed in the students by participating in dental camps and interacting with people with special needs. The children and parents were also briefed about gender equity and importance girl child.

Dean and Director
The Oxford Dental College, Bommnahal
Hosur Road Bengaluru - 560 068



Post graduate students explaining the brushing techniques



Post graduate student educating parents about gender

equity and importance of girl child

CHILDREN'S EDUCATION SOCIETY (Regd.)
THE OXFORD DENTAL COLLEGE
(Recognized by the Govt. of Karnataka, Affiliated to Rajiv Gandhi University of Health Sciences, Karnataka & Recognised by Dental Council of India, New Delhi)
Bommanahalli, Hosur Road, Bangalore – 560 068.
Ph: 080-61754680 Fax : 080 – 61754693E-mail:deandirectortodc@gmail.com
Website: www.theoxford.edu

Dental Camp to Jnana High School

Objective: Is to sensitize school children about gender equality through camp.
Date: 12th December 2019
Time: 10.00 am
Venue: Jnana High School, Hongasandra, Bangalore.
Resource person: Dr. Swetha
Audience/ Beneficiaries: school students.
Methodology: Awareness programme through dental camp and lecture
Description: Four Postgraduate students, one Intern and one faculty from the Department Of Paediatric And Preventive Dentistry, Oxford Dental College, visited Jnana High School, Hongasandra, Bangalore on 12th December 2019. In this school dental health programme, the post graduate students screened 350 children, from LKG to 10th standard. The post graduate students have presented a health talk on importance of oral hygiene, oral hygiene methods. They demonstrated brushing technique to students. Through the dental camp, the post graduate students were sensitized regarding human values which would guide them to consider the human element when they interact with other human beings. Human values like respect, acceptance, consideration, appreciation, listening, affection, empathy and love can be imbibed in the students by participating in dental camps and interacting with people with special needs. The children were also briefed about gender equity and importance girl child. The school children were briefed about the importance of education for girl child and how it shapes the future for them and builds their self-esteem and self-confidence.

Dean and Director
The Oxford Dental College, Bommnahalli
Hosur Road Bengaluru - 560 068



Post graduate students with the school children



Post graduate students examining the school children

CHILDREN'S EDUCATION SOCIETY (Regd.)
THE OXFORD DENTAL COLLEGE
(Recognized by the Govt. of Karnataka, Affiliated to Rajiv Gandhi University of Health Sciences, Karnataka & Recognised by Dental Council of India, New Delhi)
Bommanahalli, Hosur Road, Bangalore – 560 068.
Ph: 080-61754680 Fax : 080 – 61754693 E-mail:deandirectortodc@gmail.com
Website: www.theoxford.edu

Activity Report- Environment and Sustainability

Awareness Programme Under

Swachhta Pakhwada 2019 - "Jal Shakthi Abhiyan"

Objectives: To create awareness among villagers regarding water conservation and hazards of single use plastics.

Date: 5th of September 2019

Time: 9:30 am.

Location: Chinthana Madivala Village, Anekal Taluk, Bangalore District.

Resource person: Dr. Nivya KB, Post graduate students and Interns of the

Department: Public Health Dentistry, the Oxford Dental College, Bangalore.

Target population: Around 200 residents of Chinthana Madivala village participated in the program.

Methodology: Awareness programme through lecture.

Description: Awareness programme was organized by the NSS wing and Department of Public Health Dentistry of The Oxford Dental College in collaboration with NGO 'Cancer Care India' under the CSR activity of Bosch India Foundation. Totally 3 post graduate students, 3 interns, and one staff participated in this programme.

Dr. Suchetha, a post graduate student, delivered health talk highlighting the importance of conservation of water, health hazards from the single use plastics and about oral cancer. Awareness program involved briefing about the single use plastics considering it as most dangerous to the environment. The vast majority of single use plastics is accumulating in landfills or sloughing off in the natural environment as litter. Approximately 100 million tons of plastics are generated globally each year and 10% of plastic ends up in the oceans and Government of India has taken an initiative of banning six plastic items such as plastic bags, cups, plates, straws, bottles and sachets from 2nd of October' 2019.

Dean and Director
The Oxford Dental College, Bommnahalli
Hosur Road Bengaluru - 560 068

Awareness was created among the villagers to join hands with Government in making India free from single use plastics under Swacha Pakhwada initiative.

Importance to conserve water for this and for future generation before the earth becomes desert as the need of conserving water has become the most important duty for humans than ever before. By protecting water against pollution, we can contribute to the conservation of water. Water conservation can be done using rain water harvesting method in each houses. One of the items people, animals, and our environment cannot live without is water. Water is extremely vital in the everyday life of everyone in the world from everyday life of drinking, washing clothes, animals, grains, cleaning, and so many other uses that eliminating water would eliminate our species as we all depend on the necessity of water.

Under the same program presenter delivered a talk regarding the etiological factors and importance of screening for oral cancer. Following the awareness program, oral health examination was done by our team for oral diseases. Around 70 residents of Chinthana madivala village were examined. The response of the residents of Chinthana madivala village was overwhelming. The program contributed in spreading the awareness regarding the steps to be taken to free India from single use plastics and the various initiatives that can be taken at house level to conserve water.

Dean and Director
The Oxford Dental College, Bommnahalli
Hosur Road Bengaluru - 560 068

CHILDREN'S EDUCATION SOCIETY (Regd.)
THE OXFORD DENTAL COLLEGE
(Recognized by the Govt. of Karnataka, Affiliated to Rajiv Gandhi University of Health Sciences, Karnataka & Recognised by Dental Council of India, New Delhi)
Bommanahalli, Hosur Road, Bangalore – 560 068.
Ph: 080-61754680 Fax : 080 – 61754693E-mail:deandirectortodc@gmail.com
Website: www.theoxford.edu



Inaugural function.



Health talk on single use plastics and water conservation being delivered.

CHILDREN'S EDUCATION SOCIETY (Regd.)
THE OXFORD DENTAL COLLEGE
(Recognized by the Govt. of Karnataka, Affiliated to Rajiv Gandhi University of Health Sciences, Karnataka & Recognised by Dental Council of India, New Delhi)
Bommanahalli, Hosur Road, Bangalore – 560 068.
Ph: 080-61754680 Fax : 080 – 61754693E-mail:deandirectortodc@gmail.com
Website: www.theoxford.edu





Oral health examination.

CHILDREN'S EDUCATION SOCIETY (Regd.)
THE OXFORD DENTAL COLLEGE
(Recognized by the Govt. of Karnataka, Affiliated to Rajiv Gandhi University of Health Sciences, Karnataka & Recognised by Dental Council of India, New Delhi)
Bommanahalli, Hosur Road, Bangalore – 560 068.
Ph: 080-61754680 Fax : 080 – 61754693E-mail:deandirectortodc@gmail.com
Website: www.theoxford.edu

Planting the Saplings in the College Campus

Objective: Is to sensitize faculty and students about environment and sustainability.
Date: 14th September 2019.
Time: 9.15 am
Venue: The Oxford Dental College.
Resource person: Dr. A.R. Pradeep, Dr. Shilpashree, Dr. Divya B.M. and Post Graduate students.
Audience/ Beneficiaries: All faculty and students
Methodology: Lecture and awareness campaign.
Description: Trees increase our quality of life by bringing natural elements and wildlife habitats into urban settings. A large tree can push 150 tons of water into the atmosphere each year, with no trees, the land will heat up and dry out and the dead wood will inevitably result in enormous wildfires.

Today, their value continues to increase and more benefits of trees are being discovered as their role expands to satisfy the needs created by our modern lifestyles. Keeping this in note we conducted an awareness campaign in The Oxford Dental college camps. The team consisted of Dr. A.R. Pradeep, Dean and Director, faculty members Dr. Shilpashree. K.B. and Dr. Divya B. M. and 4 Post Graduate students.

Dr. Pradeep A.R, gave a talk to create awareness among students regarding planting of the saplings to keep the environment free from all the effects. Team members planted the saplings in the campus of The Oxford Dental College with the help of gardeners.

Dean and Director
The Oxford Dental College, Bommnahalli
Hosur Road Bengaluru - 560 068



Planting the sapling by Dr. Pradeep A. R.



Planting the sapling by Dr. Shilpashree K. B. and Dr. Divya B. M.



The team members who participated in the campaign

CHILDREN'S EDUCATION SOCIETY (Regd.)
THE OXFORD DENTAL COLLEGE
(Recognized by the Govt. of Karnataka, Affiliated to Rajiv Gandhi University of Health Sciences, Karnataka & Recognised by Dental Council of India, New Delhi)
Bommanahalli, Hosur Road, Bangalore – 560 068.
Ph: 080-61754680 Fax : 080 – 61754693E-mail:deandirectortodc@gmail.com
Website: www.theoxford.edu

Activity Report- Human Values

Dental Camp to Shree Ramanna Maharishi Academy for the Blind

Objective: Is to sensitize Post graduate students and interns about human values and virtues through camp.

Date: 22nd August 2019

Time: 10.00 am

Venue: Shree Ramanna Maharishi Academy, J.P. Nagar.

Resource person: Dr. Sneharaj

Audience/ Beneficiaries: school students.

Methodology: Awareness programme through dental camp

Description: Six Postgraduate students and one Intern from the Department Of Pediatric And Preventive Dentistry, Oxford Dental College, visited Shree Ramana Maharishi Academy for the blind on 22nd August 2019. In this school dental health programme they have presented a health talk on oral hygiene methods, brushing technique was demonstrated to students and their parents and screened 126 children with visual impairment and low vision. Through the dental camp, the post graduate students were sensitized regarding human values which would guide them to consider the human element when they interact with other human beings. Human values like respect, acceptance, consideration, appreciation, listening, affection, empathy and love can be imbibed in the students by participating in dental camps and interacting with people with special needs.

Dean and Director
The Oxford Dental College, Bommnahalli
Hosur Road Bengaluru - 560 068



Post graduate students examining the oral conditions of the blind children



Post graduate student educating a blind child regarding brushing techniques

CHILDREN'S EDUCATION SOCIETY (Regd.)
THE OXFORD DENTAL COLLEGE
(Recognized by the Govt. of Karnataka, Affiliated to Rajiv Gandhi University of Health Sciences, Karnataka & Recognised by Dental Council of India, New Delhi)
Bommanahalli, Hosur Road, Bangalore – 560 068.
Ph: 080-61754680 Fax : 080 – 61754693E-mail:deandirectortodc@gmail.com
Website: www.theoxford.edu

Anti-Ragging Programme

Objective: To make first year BDS students and Post graduate students in understanding the importance of human values.

Dates: 14th November 2019

Time: 9.30 am to 1.00 pm

Location: The Oxford Dental College Auditorium

Organized by: Anti-ragging committee, The Oxford Dental College.

Beneficiaries: First year BDS students, Post graduate students, Interns, Staff.

Methodology: Awareness programme through lecture, videos, distribution of pamphlets.

Description: As per the DCI notification, an awareness program was conducted on "Curbing the menace of Ragging in Higher Educational Institutions" in The Oxford Dental College Auditorium at 9.30 am on 14-11-2019. The Chief guests of the program were DCI member Dr. Shiva Sharan, Police Sub Inspector Mr. Kiran from Bommanahalli Police Station (Bommanahalli Jurisdiction) and Advocate Mr. Madhusudhan Reddy. The program was organized for the first year BDS students, MDS students, Interns, Staff, Hostel wardens and Anti ragging committee headed by Dean & Director, Dr. A.R. Pradeep, Chairman, Anti - ragging committee and Dr. Savita A.N, Member secretory of Anti-ragging committee along with other members of the anti-ragging committee. Totally 97 under graduate students and 15 staff attended the programme.

Just before the program commenced a short film and jingles were shown to the students.

Our respected Dean & Director highlighted the grave consequences of ragging in general and then enlightened the students and the gathering regarding the measures taken by the college management to make it a ragging free campus and hostel premises and also spoke about the punishments for the guilty. The students were informed about the 24 hr. helpline number of the staff in charge of the anti-ragging committee for the information regarding any instances of ragging in the college premises.

Dean and Director
The Oxford Dental College, Bommnahalli
Hosur Road Bengaluru - 560 068

CHILDREN'S EDUCATION SOCIETY (Regd.)
THE OXFORD DENTAL COLLEGE
(Recognized by the Govt. of Karnataka, Affiliated to Rajiv Gandhi University of Health Sciences, Karnataka & Recognised by Dental Council of India, New Delhi)
Bommanahalli, Hosur Road, Bangalore – 560 068.
Ph: 080-61754680 Fax : 080 – 61754693E-mail:deandirectortodc@gmail.com
Website: www.theoxford.edu

He also highlighted about the Zero tolerance policy and informed that since 16 years, there are no instances of ragging in our college. Pamphlets about ragging, anti-ragging policy and its ill effects were handed over to all the students and staff during the program.

The chief guest Dr. Shiv Sharan emphasized that ragging is a punishable crime. The highlight of the program was the lecture given by Mr. Madhusudhan Reddy, Advocate, who problems faced by students due to ragging by seniors in colleges and the ill effects of ragging. He also spoke about ragging from a legal perspective and cited few examples of punishments faced by seniors after incidents of ragging. Mr. Kiran, Sub- Inspector spoke about ragging as a criminal offence and the punishments for guilty. The program ended with refreshment served to all the participants.

Dean and Director
The Oxford Dental College, Bommnahalli
Hosur Road Bengaluru - 560 068



The Dean & Director Dr. Pradeep, Chief Guest, Dr. Shiv Sharan, Advocate Mr. Madhusudhan and Sub inspector Mr Kiran welcomed on the stage



Dean & Director Dr. Pradeep addresses the chief guests and the students



Advocate Mr. Madhusudhan addressing the students about the legal perspectives



Students watching a video to bring about the anti-ragging awareness

CHILDREN'S EDUCATION SOCIETY (Regd.)
THE OXFORD DENTAL COLLEGE
(Recognized by the Govt. of Karnataka, Affiliated to Rajiv Gandhi University of Health Sciences, Karnataka & Recognised by Dental Council of India, New Delhi)
Bommanahalli, Hosur Road, Bangalore – 560 068.
Ph: 080-61754680 Fax : 080 – 61754693E-mail:deandirectortodc@gmail.com
Website: www.theoxford.edu

Activity Report- Health Determinants

Hepatitis B Vaccination Drive

Objective: To vaccinate the faculty, students and the supporting clinical staff who come in contact with patients or infectious material and are at risk of contracting Hepatitis B disease.
Dates: Dose 1 and Booster dose – 4th September, 2019 to 6th September, 2019
Dose 2 – 3rd and 4th October, 2019
Dose 3 – 10th and 11th March, 2020
Time: 10.00 am to 1.00 pm
Location: Seminar Hall, 3rd floor, Department of Public Health Dentistry
Organized by: Infection Control Committee with Department of Public Health Dentistry in collaboration with NSS Wing of The Oxford Dental College.
Beneficiaries: Teaching and non-teaching faculty, I MDS and I BDS students of The Oxford Dental College, Bangalore.
Manpower used: Members of Infection Control Committee, faculty of Public Health Dentistry, nurses, NSS volunteers.
Materials used: Student Consent form – Hepatitis B Vaccination, Hepatitis B vaccination register, personnel protective equipment, 2 ml syringes, Hepatitis B vaccine vials, cotton swabs
Description: The Infection Control Committee, department of Public Health Dentistry and NSS Wing of The Oxford Dental College, Bangalore organised a Hepatitis B vaccination program for the teaching and non-teaching staff, I year post graduate (MDS) and I year undergraduates (BDS) students of The Oxford Dental College from 4th Sept, 2019 to 11th March, 2020.

The program commenced at 10.00 am in the seminar room of department of Public Health Dentistry. Before providing the vaccination, all the beneficiary students were required to fill in the details in the Consent form – Hepatitis B Vaccination and register at the registration counter. Following this step, the vaccination was provided to the beneficiaries by trained nurses of the college. A total of 144 beneficiaries were vaccinated in the year 2019-20. About 20 and 10 teaching and non-teaching faculty, respectively received either full or booster doses. A total of 30 and 74 I MDS and I BDS students of The Oxford Dental College, Bangalore, respectively were vaccinated.

Dean and Director
The Oxford Dental College, Bommanahalli
Hosur Road Bengaluru - 560 068



Students receiving the Hepatitis B vaccination



Registration Counter

CHILDREN'S EDUCATION SOCIETY (Regd.)
THE OXFORD DENTAL COLLEGE
(Recognized by the Govt. of Karnataka, Affiliated to Rajiv Gandhi University of Health Sciences, Karnataka & Recognised by Dental Council of India, New Delhi)
Bommanahalli, Hosur Road, Bangalore – 560 068.
Ph: 080-61754680 Fax : 080 – 61754693E-mail:deandirectortodc@gmail.com
Website: www.theoxford.edu

Blood Donation Drive

Objective: To vaccinate the faculty, students and the supporting clinical staff who come in contact with patients or infectious material and are at risk of contracting Hepatitis B disease.

Dates: 26th November 2019

Time: 10.00 am

Location: Auditorium, the Oxford Dental College, Bangalore.

Organized by: NSS Wing of The Oxford Dental College in collaboration with Lions Club of Wilson Garden, Kempegowda Medical Service Trust, Millenium Blood Bank, Bangalore.

Beneficiaries: General public

Description: The NSS Wing, The Oxford Dental College, Bangalore in collaboration with NSS Wing of The Oxford Dental College in collaboration with Lions Club of Wilson Garden, Kempegowda Medical Service Trust, Millenium Blood Bank, Bangalore, organised a blood donation program for the teaching and non-teaching staff, all under graduate (BDS) and post graduate (MDS) students of The Oxford Dental College on 26th November 2019. Totally 112 under graduate and post graduate students participated in the event.

The program commenced at 10 am in the college auditorium. The program started with a health talk by Dr. Archana Krishnamurthy. She enlightened the audience about the importance of blood donation and the benefits. This was followed by registration for the donation. After the blood donation, all the participants were given juice and fruits.

Dean and Director
The Oxford Dental College, Bommanahalli
Hosur Road Bengaluru - 560 068



Staff and Post graduate students participating in the blood donation drive



Students donating blood

CHILDREN'S EDUCATION SOCIETY (Regd.)
THE OXFORD DENTAL COLLEGE
(Recognized by the Govt. of Karnataka, Affiliated to Rajiv Gandhi University of Health Sciences, Karnataka & Recognised by Dental Council of India, New Delhi)
Bommanahalli, Hosur Road, Bangalore – 560 068.
Ph: 080-61754680 Fax : 080 – 61754693E-mail:deandirectortodc@gmail.com
Website: www.theoxford.edu

Activity Report- Right to health and emerging demographic issues

Dental Camp Under Danta Bhagya Scheme

Objective: Is to sensitize Post graduate students and interns about human values and Patient's right to health through camp.

Date: 23rd, 24th, 25th October 2019

Time: 10.00 am

Venue: Government General Hospital, Anekal

Resource person: Dr. Malathi Dayalan, Dr. Padmaja, Dr. Savita N

Audience/ Beneficiaries: Elderly patient's and post graduate students.

Methodology: Awareness programme and dental camp

Description: The Department of Prosthodontics consisting of staff members, along with 22 post graduates conducted a denture camp at Bangalore rural (Anekal), on 23rd, 24th, and 25th October, 2019. This denture camp was conducted under Danta bhagya Scheme by The Government of Karnataka. Totally 4 MDS staff and 21 post graduate students participated in this programme. The camp was conducted for period of three days and 23 edentulous patients were rehabilitated with prosthesis in span of three days. Patients expressed their gratitude to the organizers Government General Hospital, Anekal and staff and students of Department of Prosthodontics, The Oxford Dental College. The third day concluded with felicitation for staff and students of The Oxford Dental College, Department of Prosthodontics by staff of Government General Hospital, Anekal, followed by lunch. Through this denture camp the post graduate students learnt about human values and understood the concept of patient's right to health and treatment.

Dean and Director
The Oxford Dental College, Bommnahal
Hosur Road Bengaluru - 560 068



Dr. Malathi, Dr. Savita, Dr. Padmaja inaugurating the denture camp by lighting the lamp



The post graduate students and few of the eldeerly patient's lighting the lamp



The elderly patient's being educated about oral health and hygiene



Post graduate students who participated in the denture camp

CHILDREN'S EDUCATION SOCIETY (Regd.)
THE OXFORD DENTAL COLLEGE
(Recognized by the Govt. of Karnataka, Affiliated to Rajiv Gandhi University of Health Sciences, Karnataka & Recognised by Dental Council of India, New Delhi)
Bommanahalli, Hosur Road, Bangalore – 560 068.
Ph: 080-61754680 Fax : 080 – 61754693E-mail:deandirectortodc@gmail.com
Website: www.theoxford.edu



The post graduates treating the patients during the denture camp

CHILDREN'S EDUCATION SOCIETY (Regd.)
THE OXFORD DENTAL COLLEGE
(Recognized by the Govt. of Karnataka, Affiliated to Rajiv Gandhi University of Health Sciences, Karnataka & Recognised by Dental Council of India, New Delhi)
Bommanahalli, Hosur Road, Bangalore – 560 068.
Ph: 080-61754680 Fax : 080 – 61754693E-mail:deandirectortodc@gmail.com
Website: www.theoxford.edu

Dental Camp to Divya Down's Development Trust

Objective: Is to sensitize Post graduate students, Interns about right to health, human values and virtues through dental camp.

Date: 1st August 2019

Time: 10.00 am

Venue: Divya Down's Development Trust, J.P. Nagar.

Resource person: Dr. Sneharaj

Audience/ Beneficiaries: school students.

Methodology: Awareness programme through dental camp

Description: Four Postgraduate students, one Intern and one staff from the Department Of Paediatric And Preventive Dentistry, Oxford Dental College, visited Divya Down's Development Trust, J.P. Nagar. On 1st August 2019. In this school dental health programme, they have presented a health talk on oral hygiene methods, brushing technique was demonstrated to students and screened 16 children with special needs. Through the dental camp, the post graduate students were sensitized regarding right to health and human values, which would guide them to consider the human element when they interact with other human beings. Human values like respect, acceptance, consideration, appreciation, listening, affection, empathy and love can be imbibed in the students by participating in dental camps and interacting with people with special needs.

Dean and Director
The Oxford Dental College, Bommnahalli
Hosur Road Bengaluru - 560 068



Post graduate students explaining about oral hygine to the teachers and students of school

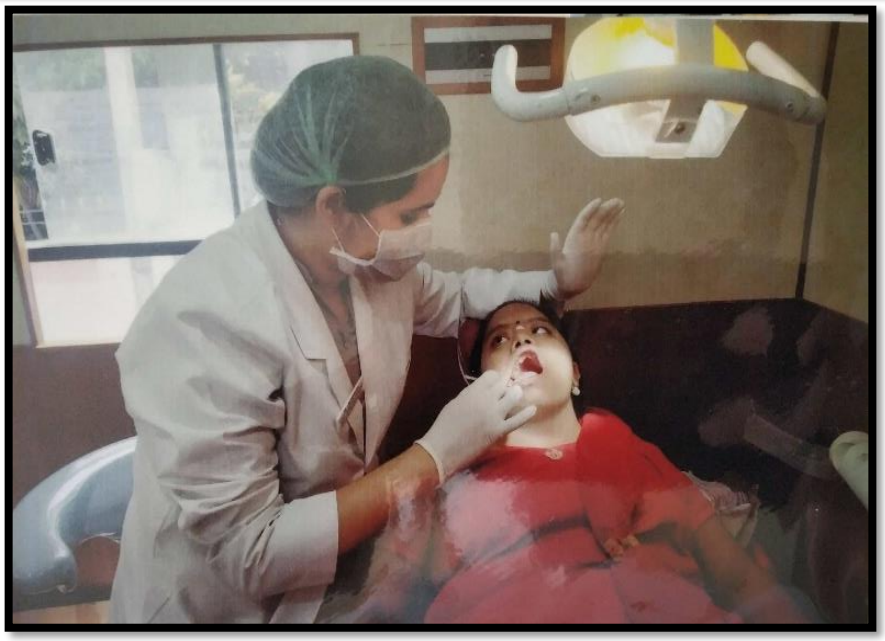

Post graduate students examining the oral conditions of the school children

CHILDREN'S EDUCATION SOCIETY (Regd.)
THE OXFORD DENTAL COLLEGE
(Recognized by the Govt. of Karnataka, Affiliated to Rajiv Gandhi University of Health Sciences, Karnataka & Recognised by Dental Council of India, New Delhi)
Bommanahalli, Hosur Road, Bangalore – 560 068.
Ph: 080-61754680 Fax : 080 – 61754693E-mail:deandirectortodc@gmail.com
Website: www.theoxford.edu



Post graduate students with few of the school children who participated in the dental camp

CHILDREN'S EDUCATION SOCIETY (Regd.)
THE OXFORD DENTAL COLLEGE
(Recognized by the Govt. of Karnataka, Affiliated to Rajiv Gandhi University of Health Sciences, Karnataka & Recognised by Dental Council of India, New Delhi)
Bommanahalli, Hosur Road, Bangalore – 560 068.
Ph: 080-61754680 Fax : 080 – 61754693E-mail:deandirectortodc@gmail.com
Website: www.theoxford.edu

Activity Report- Professional Ethics

White Coat Ceremony

Objective: Is to sensitize students about professional ethics and human values before Entering the clinical departments.

Date: 18th September 2019

Time: 1.00 pm

Venue: The Oxford Dental College Auditorium

Resource person: Dr. KIran

Audience/ Beneficiaries: III yr. BDS students

Methodology: Lecture

Description: White coat ceremony is a programme organized by our college for the clinical students to guide them about the professional ethics. This event is conducted when the students enter into 3rd year as clinical students after their preclinical year. White coat ceremony was held for 3rd BDS students before the commencement of Clinical Postings of the students.

This programme was organized on 18th September 2019 in our college auditorium, with almost 66 under graduate students and 4 staff participated in this event. The dignitaries on the Dias Dr Kiran Reader, Department of Pedodontics and Dr. A.R. Pradeep Dean & Director of our college inaugurated the event. The students were guided by eminent Dental Faculty and practitioners regarding Patient management, treatment procedures and infection control protocols. This was intended to provide students with well-defined guidelines regarding the responsibilities of a clinician, as they transited from pre-clinical work to clinics. The students were also guided regarding the communication skills with the patient's dress code & also their responsibilities as a doctor towards the patients. The programme was winded up after distribution of apron (white coat) to the clinical students.





3rd year BDS Students, Chief Guests, Principal and faculty who participated in the White coat ceremony

CHILDREN'S EDUCATION SOCIETY (Regd.)
THE OXFORD DENTAL COLLEGE
(Recognized by the Govt. of Karnataka, Affiliated to Rajiv Gandhi University of Health Sciences, Karnataka & Recognised by Dental Council of India, New Delhi)
Bommanahalli, Hosur Road, Bangalore – 560 068.
Ph: 080-61754680 Fax : 080 – 61754693E-mail:deandirectortodc@gmail.com
Website: www.theoxford.edu

Orientation for I Year BDS Students

Objective: Is to introduce students to professional ethics and human values as they Enter the professional course.

Date: 18th September 2019

Time: 10.00 am

Venue: The Oxford Dental College Auditorium

Resource person: Dr. Srirekha A

Beneficiaries: I year BDS students

Methodology: Lecture

Description: An orientation programme was organised for the 1st BDS students on 18.09.2019 in our college auditorium. In this event all hundred fresh BDS students along with their parents or the local guardians and 5 staffs were present. The programme commenced with an invocation by seeking the blessings of the Lord Almighty, followed by lighting of lamp by the dignitaries on the Dias. Our Dean and Director, Dr. Pradeep A.R, delivered the welcome address, followed by our Chairman's speech regarding the insight of the college and finally the Dr. Srirekha addressed the students with regard to the course details, various departments in dentistry, the importance of ethics, human values, etc.

The programme ended with the vote of thanks, followed by high tea being arranged for all the students, parents and staff. Later the students attended the orientation class in the lecture hall the lecture hall in the 7th floor regarding the various subjects they will be introduced to during the BDS course. The various departments Dentistry involves and the various treatments provided in the respective departments. The students are also briefed about the importance of maintaining professional ethics while providing treatment. They were also briefed about human values, right to health and information. The entire event ended with the distributed of files and brochures of the college to all of the students.

Dean and Director
The Oxford Dental College, Bommnahalli
Hosur Road Bengaluru - 560 068



Dr. Srirekha addressing the audience of 1st year BDS students



The 1st year BDS students attending the Orientation programme

CHILDREN'S EDUCATION SOCIETY (Regd.)
THE OXFORD DENTAL COLLEGE
(Recognized by the Govt. of Karnataka, Affiliated to Rajiv Gandhi University of Health Sciences, Karnataka & Recognised by Dental Council of India, New Delhi)
Bommanahalli, Hosur Road, Bangalore – 560 068.
Ph: 080-61754680 Fax : 080 – 61754693E-mail:deandirectortodc@gmail.com
Website: www.theoxford.edu

2020-21

This is to certify that the following programs were conducted by various departments of the Oxford Dental College, under Cross cutting issues in the academic year 2020-21.

Serial No.	Cross Cutting Issues	Date	Name of event
1.	Gender Equality	16-2-2021	Gender sensitization
		4-3-2021	Camp at Indian Primary & High School
2.	Environmental & sustainability	18-2-2020	Water Conservation
		11-08-2020	Training in Infection control and biomedical waste management
3.	Human values	4-3-2021	Dental Camp to Hope Centre to Autism
		5-3-2021	Dental Camp at Sujana Public School
4.	Health determinants	7-9-2020	Tobacco cessation Programme
		20-1-2021	COVID 19 Vaccination drive
5.	Right to health	18-2-2021	Dental Camp at Wisdom Public School
		22-2-2021	Dental Camp at Gurukul Public School
6.	Prof. Ethics	13-1-2021	White coat ceremony
		15-2-2021	Orientation for 1st year BDS Students

Dean and Director
The Oxford Dental College, Bommnahalli
Hosur Road Bengaluru - 560 068

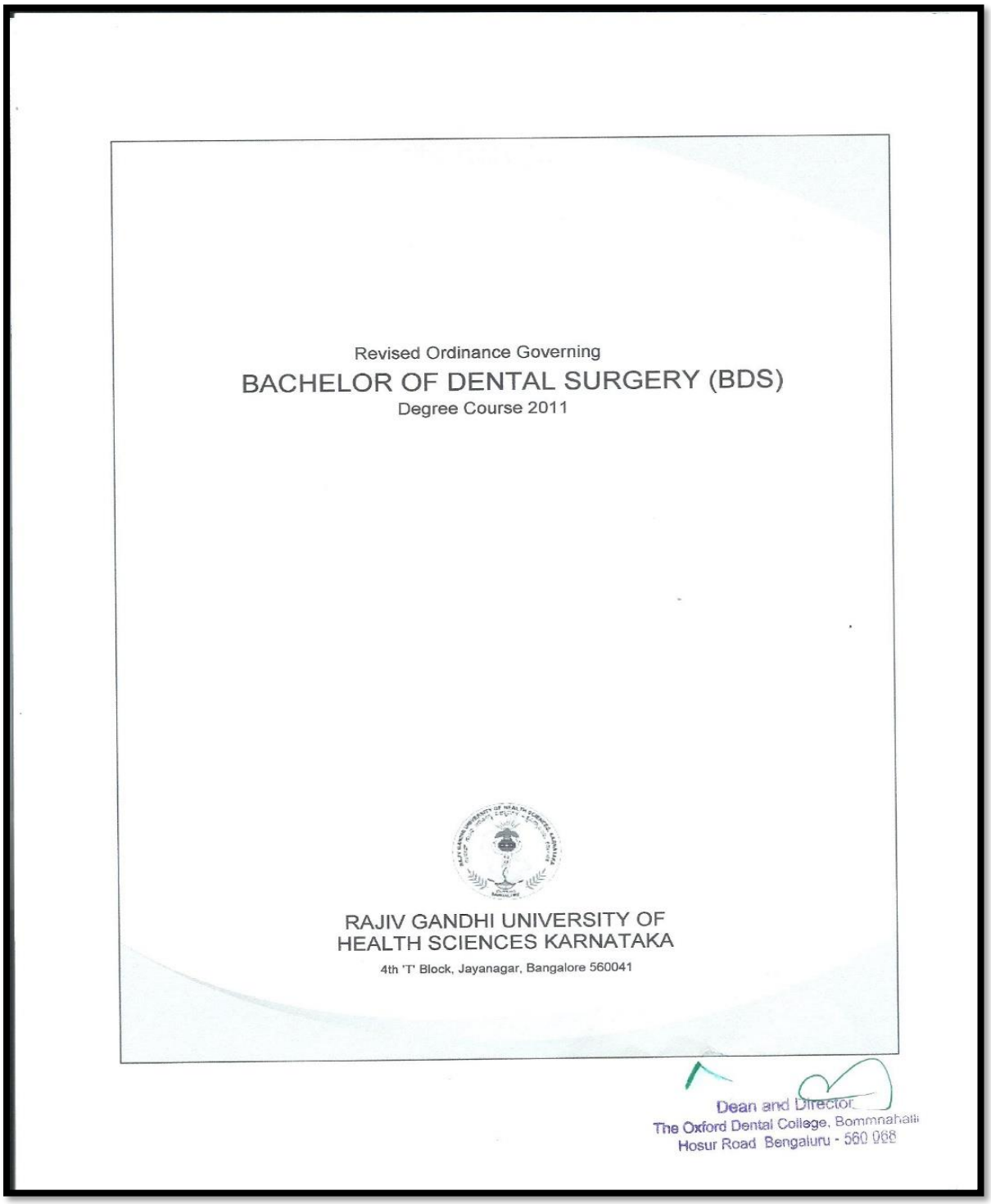

Revised Ordinance Governing

BACHELOR OF DENTAL SURGERY (BDS)

Degree Course 2011

RAJIV GANDHI UNIVERSITY OF
HEALTH SCIENCES KARNATAKA

4th 'T' Block, Jayanagar, Bangalore 560041

Dean and Director
The Oxford Dental College, Bommnahalli
Hosur Road Bengaluru - 560 068

CHILDREN'S EDUCATION SOCIETY (Regd.)
THE OXFORD DENTAL COLLEGE
(Recognized by the Govt. of Karnataka, Affiliated to Rajiv Gandhi University of Health Sciences, Karnataka & Recognised by Dental Council of India, New Delhi)
Bommanahalli, Hosur Road, Bangalore – 560 068.
Ph: 080-61754680 Fax : 080 – 61754693E-mail:deandirectortodc@gmail.com
Website: www.theoxford.edu

CONTENTS

NOTIFICATION
SECTION I: Goals of Education and Training in Dental Science of RGUHS
SECTION II: Aims and Objectives of BDS Course
SECTION III: Regulation Relating to BDS Course
SECTION IV: B. D.S course Syllabus

I BDS

I. General Human Anatomy including Embryology and Histology.
ii. General Human Physiology , Biochemistry, Nutrition and Deities.
iii. Dental Anatomy, Embryology and Oral Histology.
iv. Dental Materials.
v. Preclinical Prosthodontics and Crown & Bridge.

II BDS

I. General Pathology and Microbiology.
ii. General and Dental Pharmacology and Therapeutics.
iii. Dental Materials.
iv. Preclinical Conservative Dentistry.
v. Preclinical Prosthodontics and Crown & Bridge.
vi. Oral Pathology & Oral Microbiology.

III BDS

I. General Medicine.
ii. General Surgery.
iii. Oral Pathology and Oral Microbiology.
iv. Conservative Dentistry & Endodontics.
v. Oral & Maxillofacial Surgery.
vi. Oral Medicine and Radiology
vii. Orthodontics & Dentofacial Orthopaedics.
viii. Paediatric & Preventive Dentistry.
ix. Periodontology.
x. Prosthodontics and Crown & Bridge.
xi. Public Health Dentistry.

IV BDS

I. Orthodontics & Dentofacial Orthopaedics.
ii. Oral Medicine and Radiology.
iii. Paediatric & Preventive Dentistry.
iv. Periodontology.
v. Oral & Maxillofacial Surgery.
vi. Prosthodontics and Crown and Bridge.
vii. Conservative Dentistry & Endodontics.
viii. Public Health Dentistry.

SECTION V: Ethics in Dentistry

Dean and Director
The Oxford Dental College, Bommnahalli
Hosur Road Bengaluru - 560 068

SECTION *II*

AIMS AND OBJECTIVE OF BDS COURSE

Aims

The dental graduates during training in the institutions should acquire adequate knowledge, necessary
skills and such attitudes which are required for carrying out all the activities appropriate to general dental practice involving the prevention, diagnosis and treatment of anomalies and diseases of the teeth, mouth, jaws and associated tissues. The graduate should also understand the concept of community oral heath education and be able to participate in the rural health care delivery programmes
existing in the country.

Objectives

The objectives are dealt under three headings namely (a) knowledge and understanding (b) skills and (c) attitudes.

a. Knowledge and understanding
The graduate should acquire the following during the period of training.

1. Adequate knowledge of the scientific foundations on which dentistry is based and good understanding of various relevant scientific methods, principles of biological functions and should be able to evaluate and analyse scientifically various established facts and data.

2. Adequate knowledge of the development, structure and function of the teeth, mouth and jaws and associated tissues both in health and disease and their relationship and effect on general-state of health and also the bearing on physical and social well-being of the patient.

3. Adequate knowledge of clinical disciplines and methods, which provide a coherent picture of anomalies, lesions and diseases of the teeth, mouth and jaws and preventive, diagnostic and therapeutic aspects of dentistry.

4. Adequate clinical experience required for general dental practice.

5. Adequate knowledge of biological function and behaviour of persons in health and sickness as well as the influence of the natural and social environment on the state of health so far as it affects dentistry.

Dean and Director
The Oxford Dental College, Bommnahalli
Hosur Road Bengaluru - 560 068

b. Skills
A graduate should be able to demonstrate the following skills necessary for practice of dentistry.

1. Able to diagnose and manage various common dental problems encountered in general dental practice, keeping in mind the expectations and the right of the society to receive the best possible treatment available wherever possible.
2. Acquire skill to prevent and manage complications if encountered while carrying out various dental surgical and other procedures.
3. Possess skill to carry out required investigative procedures and ability to interpret laboratory findings.
4. Promote oral health and help to prevent oral diseases wherever possible.
5. Competent in control of pain and anxiety during dental treatment.

c. Attitudes
A graduate should develop during the training period the following attitudes.

1. Willing to apply current knowledge of dentistry in the best interest of the patients and the community.
2. Maintain a high standard of professional ethics and conduct and apply these in all aspects of professional life.
3. Seek to improve awareness and provide possible solutions for oral health problems and needs throughout the community.
4. Willingness to participate in the continuing education programmes to update knowledge and professional skills from time to time.
5. To help and to participate in the implementation of national health programmes.

Dean and Director
The Oxford Dental College, Bommanahalli
Hosur Road, Bangalore - 560 068

SECTION V

ETHICS IN DENTISTRY

Introduction

There is a definitie shift now from the traditional patient and doctor relationship and delivery of dental care. With the advances in science and technology and the increasing needs of the patient, theirs families and community, there is a concern for the health of the community as a whole . There is a shift to greater accountability to the society. Dental specialists like the other health professionals are confronted with many ethical problems. It is therefore absolutely necessary for each and every one in the health care delivery to prepare themselves to deal with these problems. To accomplish this and develop human values, it is desired that all the trainess undergo ethical sensitization by lectures or discussion on ethical issues, discussion of cases with an important ethical component.

Course content:

Introduction to Ethics

- What is ethics?
- What are values and norms?
- How to form a value system in one's personal and professional life?
- Hippocratic oath.
- Declaration of Helsinki, WHO declaration of Geneve, International code of ethics, D.C.I.Code of ethis.

Ethics of the Individual

The patient as a person
Right to be respected
Truth and confidentiality
Autonome of decision
Doctor Patient relationship

Professional Ethics

Code of conduct
Contract and confidentiality
Charging of fees, fee splitting
Prescription of drugs
Over-investigating the patient
Malpractice and negligence

Dean and Director
The Oxford Dental College, Bomma
Hosur Road Bengaluru - 560

Research Ethics:

Animal and experimental research/humanness
Human experimentation
Human volunteer research-informed consent
Drug trials

Ethical workshop of cases
Gathering all scientific factors
Gathering all value factors
Identifying areas of value-conflict, setting of priorities
Working out criteria towards decisions

Recommended Reading:

Francis C.M., Medical Ethics, I Ed. 1993, Jaypee Brothers, New Delhi p.189.

Dean and
The Oxford Dental College,
Hosur Road, Bengaluru - 560 068

III BDS
ORAL MEDICINE AND RADIOLOGY

THEORY: 20 HOURS **PRACTICALS: 70 HOURS**
MUST KNOW
III YEAR ORAL MEDICINE THEORY: 12 HOURS

1. Introduction to Oral Medicine- Definition Scope and Clinical Applications	1 hour
2. Principles of oral diagnosis - Definitions. - Importance of diagnosis and various types of diagnosis - Case history and components. - Physical examination methodologies - general examination, extra oral & neck examination , intra oral examination - Concepts of provisional diagnosis, differential diagnosis. - Clinical chair side investigations and radiological investigations, exfoliative cytology; hematological, microbiological, histopathological investigations. - Special investigations --biochemical, sialochemical studies, serology, immunological studies. - Final /confirmed diagnosis. - Formulation of treatment plan & prognosis - Referral for opinions. Examination of swelling, ulcer, erosions, sinus, fistula, pigmented lesions, red and white mucosal lesions, pain, TMJ, and lymphnodes Procedures for post-mortem dental examination; maintaining dental records and their use in dental practice and post mortem identification; jurisprudence and ethics.	3hour
3. Regressive alterations of teeth, Developmental malformations, discoloration of teeth.	1 hour
4. Priniciples, procedures, and protocol for asepsis, sterilisation, infection control.	1 hour
5. Oral sepsis and its effect on general system. Inflammation- injury, infection and spread of infection, facial space infections, osteoradionecrosis.	1 hour
6. Periapical Diseases, And Diseases Of Dental Pulp, Diagnosis Of Dental Caries, Periodontal Diseases Such As Gingival Hyperplasia, Gingivitis, Periodontitis, Pyogenic Granuloma	1 hour
7. Differential diagnosis of orofacial pain: i. Pain arising from diseases of orofacial tissues like teeth, pulp, gingival and periodontal tissues, mucosa, tongue, muscles, blood vessels, lymph nodes, bone, paranasal sinuses, salivary glands etc.	2 hour

97

Dean and Director
The Oxford Dental College, Bommanahal
Hosur Road Bengaluru - 560 068

IV BDS
PERIODONTOLOGY

Teaching Hours: Theory: 50 Hours

Sl. No.	Topic	Expected to know	Hours
1.	Classification of periodontal diseases	Need and scientific basis, classification of gingival and periodontal diseases- world workshop 1999.	1
2.	Risk Factors	Definition, Risk factors for periodontal diseases. Smoking and periodontal diseases, Role of Stress factors	1
3.	Genetic factors	Genetic factors associated with periodontal disease	1
4.	Host Response	Mechanism of initiation & progression of Periodontal disease, Basic concepts , cells, Mast cells, Neutrophils, macrophages, Lymphocytes, Immunoglobulins, complement, Immune Mechanisms and Cytokines in brief. Stages in gingivitis - Initial, early established, advanced Periodontal disease activity continuous paradigm, random burst and asynchronous multiple burst hypothesis	2
5.	Furcation involvement	Furcation involvement Various Classifications, prognosis and management.	1
6.	Bone loss patterns	Bone loss and patterns of bone destruction in periodontal disease	1
7.	Diagnosis	Routine procedures, methods of probing types of probes. -case history Halitosis, Etiology and treatment.	2 1
8.	Radiographic aids	Radiographs aids in the diagnosis of periodontal diseases	1
9.	Advanced diagnostic aids	Advanced diagnostic aids - Their role in brief	1
10.	Prognosis	Definition, types, purpose and factors	1
11.	Treatment plan	Factors to be considered	1
12.	Rationale for periodontal therapy	Regeneration, Repair, Re-attachment, New attachment	1

122

Dean and Director
The Oxford Dental College, Bommnahalli
Hosur Road Bengaluru - 560 068

23.	Microsurgery	Periodontal Microsurgery in brief, Electrosurgery, cryosurgery	1
24.	Splints	Periodontal splints - purpose, classification- principles of splinting	1
25.	Trauma from Occlusion (TFO)	definition, types, histopathological changes, role in periodontal disease, measures of management	1
26.	Implants	Definition, Types, Scope, biomaterials used. Periodontal considerations such as implant-gingiva and implant-bone interface. Implant failure, Peri-implantitis and management. Advanced surgical techniques	3
27.	Periodontal medicine	PDL infection associated with various systemic Diseases.	1
28.	Host modulation therapy	Principles, Agents used	1
29.	Lasers	Lasers in periodontal therapy	1
30.	Supportive periodontal therapy	Definition, Rationale. Patient Classification Factors affecting S P T; Implant maintenance	1
31.	Pharmacotherapy	Periodontal dressings ; antibiotics and antiinflammatory drugs - local drug delivery	1
32.	Pulpo-periodontal Lesions	Pulpo-periodontal involvement - Routes of Spread of infection management	1
33.	Evidence based decision making	Assessing evidence, implementing evidence based decisions in clinical practice	1
34.	Patient management	Ethical, legal and practical issues in the management of periodontal patients	1

Dean and Director
The Oxford Dental College, Bommnahalli
Hosur Road Bengaluru - 560 068

IV BDS
ORTHODONTICS AND DENTOFACIAL ORTHOPEDICS

Course Details -IV Year B.D.S

TEACHING HOURS:

Mode of Teaching	IV Year B.D.S
Theory	30 Hours
Clinical	100 Hours
Total	130 Hours

MUST KNOW

IV YEAR - COURSE SYLLABUS:

Sl. No. Subjects	Hours
1. General Principles in Orthodontic Treatment Planning of Dental and Skeletal Malocclusions	1 Hour
2. Anchorage in Orthodontics - Definition, Classification, Types and Stability of Anchorage	2 Hours
3. Biomechanical Principles in Orthodontic Tooth movement a. Different types of tooth movements b. Tissue response to orthodontic force application c. Age factor in orthodontic tooth movement	2 Hours
4. Preventive Orthodontics a. Definition b. Different procedures undertaken in preventive orthodontics and their limitations Interceptive Orthodontics a. Definition b. Different procedures undertaken in interceptive procedure c. Serial Extraction: Definition, indications, contra-indication, technique, advantages and disadvantages d. Role of muscle exercise as an interceptive orthodontics	Will Be Covered by Departme nt of Pedodont ia
5. Corrective orthodontics a. Definition, factors to be considered during treatment planning b. Model analysis: Pont's, Ashley Howe's, Bolton, Careys, Moyer's Mixed Dentition Analysis	2 Hours

Dean and Director
The Oxford Dental College, Bommnc.
Hosur Road Bengaluru - 560 068

c. Anterior open bite and deep bite d. Cross bite	
13. Principle, Differential Diagnosis and Methods of Treatment of: a. Midline diastema b. Cross bite c. Open bite d. Deep bite e. Spacing f. Crowding g. Class II - Division 1, Division 2 h. Class III - Malocclusion - True and Pseudo Class III	3 Hours
14. Retention and Relapse Definition, Need for retention, Causes of relapse, Methods of retention, Different types of retention devices, Duration of retention, Theories of retention	2 Hours
15. Ethics	1 Hour
16. Genetic in Orthodontics	1 Hour
17. Computers in Orthodontics	1 Hour
18. Adult Orthodontics in brief	1 Hour

CLINICALS AND PRATICALS IN ORTHODONTICS DURING IV B.D.S - 130 Hours

CLINICAL TRAINING DURING IV B.D.S

1. Case History Training
2. Case Discussion
3. Discussion on the given topic
4. Cephalometric tracings
   a. Down's Analysis
   b. Steiner's Analysis
   c. Tweed's Analysis

PRATICAL TRAINING DURING IV YEAR B.D.S

1. Adam's Clasp on Anterior teeth Gauge 0.7mm
2. Modified Adam's Clasp on upper arch Gauge 0.7mm
3. High Labial bow with Apron spring on upper arch
   (Gauge of Labial bow - 0.9mm, Apron Spring - 0.3mm)
4. Coffin spring on upper arch Gauge 1mm
5. Appliance Construction in Acrylic
   a. Upper and lower Hawley's Appliance
   b. Upper Hawley's with Anterior bite plane
   c. Upper Habit breaking Appliance

Dean and Director
The Oxford Dental College, Bommnahalli
Hosur Road Bengaluru - 560 068

IV BDS
PEDIATRIC AND PREVENTIVE DENTISTRY

Lectures
Theory
IV Year: 45 Hours

Practicals/Clinics:
IV Year: 100 Hours

IV YEAR PEDODONTICS AND PREVENTIVE DENTISTRY: 45 HOURS

Sl. No.	Subjects	Hours
1.	Child Psychology Definition Importance of understanding child psychology in pedodontics Theories Psychological development from birth through adolescence Dental fear, anxiety and their management, types of cry Application of psychology principles in dental management Psychological disorders including anorexia, bulimia Child Abuse and Neglect	4 hours
2.	Behaviour Management Definition Classification and types of behaviour Factors influencing child behaviour Non-pharmacological management of behaviour Pharmacological management of behaviour: Pharmacological principles in pediatric dentistry-drug dosage formulae Analgesics, anti inflammatory and antibiotics commonly prescribed for children Conscious sedation including nitrous oxide-oxygen inhalation anaesthesia	5 hours
3.	Fluorides Historical background Systemic fluorides-availability, agents, concentrations, advantages and disadvantages Topical fluorides-agents, composition, methods of application both for professional and home use, advantages and disadvantages Mechanism of action and its anti cariogenic effect Fluoride toxicity and its management De fluoridation techniques	4 hours

143

Dean and Director
The Oxford Dental College, Bommnahalli
Hosur Road, Bengaluru - 560 068

Levels and types of prevention Preventive measures: Minimal Intervention Pit and fissure sealants Preventive resin restorations (PRR, CARR) Newer agents available for caries prevention and re mineralization Caries vaccine	
11. Nanodentistry- introduction, principles and technique -an outline	1 hour
12. Dental health education and school dental health programmes	1 hour
13. Importance of Dental Home	1 hour
14. Dental emergencies in children and their management	1 hour
15. Setting up of Paediatric dental practice including ethics	1 hour

PRACTICALS / CLINICS

1. Student is trained to arrive at proper diagnosis by following a scientific and systematic procedure of history taking and examination of orofacial region. Training is also imparted in management whenever possible.

2. In view of the above each student shall maintain a record of work done, which shall be evaluated for marks at the time of university examination.

3. The following is the minimum prescribed work:

Pre-clinical (III Year)
Drawing of individual primary teeth morphology
Preparation of various cavity designs on typhodont teeth and extracted primary and permanent teeth
Fabrication of habit breaking appliances
Clinical exercises (IV Year)
Case History Recording and Treatment Planning
Communication and Management of child patient
Preventive measures - oral prophylaxis, topical fluoride application
Restoration of carious teeth using different materials
Extraction of primary teeth

Dean and Director
The Oxford Dental College, Bommnahalli
Hosur Road Bengaluru - 560 068

IV BDS
PROSTHODONTICS, CROWN AND BRIDGE INCLUDING IMPLANTOLOGY

Teaching Hours:
Clinical:
III year :70 hours
IV year 300 hours

Theory:
III year :30 hours
IV year :80 hours

IV PROSTHODONTICS THEORY: 30 HOURS

Sl. No.	Subjects	Hours
1.	Relating the patient to the articulator Articulators - articulators based on theories of occlusion - articulators based on the type of record used for their adjustment Selection of Articulator for complete dentures - Hanau articulator - Whip mix articulator - Dentatus articulator	1 hour
2.	Selecting artificial teeth for edentulous patient Anterior tooth selection Pre extraction guides size of the anterior teeth form of the anterior teeth The dentogenic concept in selecting artificial teeth Posterior tooth selection Bucco lingual width of posterior teeth mesiodistal length of posterior teeth cervico Occlusal Length of Posterior Teeth types of posterior teeth according to materials types of posterior teeth according to cusp inclines	1 hour
3.	Preliminary Arrangement Of Artificial Teeth Guides for preliminarily arranging anterior teeth Relationship to incisive papilla factors governing the anteroposterior position of the dental arch	1 hour

148

Dean and Director
The Oxford Dental College, Bommnahalli
Hosur Road Bengaluru - 560 068

Finishing, cementing and maintenance of crowns and bridges Laser and high speed.	
IMPLANTS	
34. Osseo integrated - Supported prosthesis. Introduction and scope advantages and disadvantages. Classification Applied material science, patient Evaluation pre-surgical preparation treatment plan, applied Linical, surgical and Laboratory Procedure . Osseointegrated supporting prosthesis occlusion, esthetics, insertion and maintenance. Examination, diagnosis and treatment planning and other clinical and Laboratory procedures	5 hours
35. Maxillofacial Prosthesis Restoration of congenital and acquired oral and para-oral Defects. (Facial Prostheses, including implant support Maxillo Facial prosthesis). Splints Obturators Carriers Bruxism and management of occlusal attrition	5 hours
36. Miscellaneous Patient and practice management in Prosthodontic clinic Ethics, Law, Jurisprudence an Forensic Odontology - in Prosthodontic practice Assistants - Laboratories and clinic Communication methods - Technician work Authorization, methods and legality	5 hours
37. Emergencies in Prosthodontics During impression recording in Partially, Completely Edentulous Situation and Maxillofacial Defects. Precautions and management of traumatic accidents in tooth preparation use vasoconstrictor in anaesthetic solutions and retraction cords. ill fitting dentures Broken clasps, facings Broken prosthesis Swallowing Prosthesis General Management of elderly and C.V.S. and immuno compromised patients.	2 hours

Dean and Director
The Oxford Dental College, Bommnahalli
Hosur Road Bengaluru - 560 068

157

IV BDS
ORAL AND MAXILLOFACIAL SURGERY

IV year BDS Theory: 50 hours

1.	Dento-alveolar surgery	Trans alveolar extraction Impacted teeth: General factors, incidence, etiology Classification and indications Assesment: clinical & radiological Anaesthetic considerations Surgical procedure Impacted maxillary third molar & Impacted Canine	1 hour 4 hours
2.	Endodontic surgery	Introduction, classification, apicectomy, replantation	
3.	Infections of the oral cavity	Introduction, microbiology, anatomy of fascial spaces, course of odontogenic infections, Spread of infection, classification, clinical features, management Dentoalveolar abscess, ludwigs angina osteomyelitis and ORN. Hepatitis B and HIV	4 hours
4.	Cystic lesions of jaws	Definition, classification and pathogenesis Diagnosis, clinical features, radiological, aspiration biopsy, use of contrastmedia and histopathology Management-types of surgical procedures, and complications	3 hours
5.	Oral Implantology	Principles of implantology	2 hours
6.	Ethics		1 hour
7.	Preprosthetic surgery	Introduction, aims, classification Corrective procedures - hard & soft tissues Ridge extension and augmentation procedures	2 hours
8.	Diseases of maxillary Sinus	Surgical anatomy, Acute & chronic sinusitis	1 hour
		Oro antral fistula & Surgical approach for sinus	1 hour

166

Dean and Director
The Oxford Dental College, Bommnahalli
Hosur Road Bengaluru - 560 068

IV BDS

PUBLIC HEALTH DENTISTRY

Theory: 45 hours Clinical/Practical:150 hour

Sl.No.	Topic	No. of hours	Year of study
1.	**PUBLIC HEALTH** i. General Epidemiology:-definition,objectives,methods	2	
	ii.Environment Health: -Concepts,principles,protection, sources,purification environmental sanitation of water disposal of waste sanitation,then role in mass disorders	2	
	iii. Health Education: -Definition,concepts,principles,methods, and health education aids	2	
	iv.Public Health Administration: -Priority,establishment, manpower,private practice management, hospital management.	2	
	v.Ethics and Jurisprudence: Professional liabilities,negligence, malpractice, consents, evidence, contrasts, and methods of identification in forensic dentistry.	2	
	vi.Behavior sciences:Definition of sociology,anthropology and psychology and their in dental practice and community.	2	
	vii. Health care delivery system: Center and state, oral health policy,primary health care, national programmes, health organizations.	2	
2.	**Dental Public Health**		
	i. Definition and difference between community and clinical health.	2	
	ii. Nutrition in oral diseases	2	
	iii. Delivery of dental care: Dental auxiliaries, operational and non-operational, incremental and comprehensive health care, school dental health Planning & Evaluation	4 1	IV BDS
	iv. Payments of dental care: Methods of payments and dental insurance, government plans	2	
3.	**Preventive Dentistry** i. Definition, Levels, role of individual community and profession, fluorides in dentistry, plaque control programmes. ii. Prevention of dental caries Prevention of periodontal disease Prevention of oral cancer Prevention of malocclusion Atraumatic Restorative Treatment(ART) Occupational Hazards Evidence Based Dentistry(EBD)	5 6	

Dean and Director
The Oxford Dental College, Bommnahalli
Hosur Road Bengaluru - 560 068

III BDS
PERIODONTOLOGY

Knowledge:

- To have adequate knowledge and understanding of the etiology, pathophysiology, diagnosis & treatment planning of various periodontal problems.
- To have understood the periodontal surgical principles like pre and post surgical management of periodontal diseases.
- Essential knowledge of personal hygiene and infection control, prevention of cross infection and safe disposal of hospital waste keeping in view the high prevalence of infectious disease

Skills

- To obtain proper clinical history, examination of the patient, perform diagnostic procedures and order essential laboratory tests and interpret them and to arrive at a provisional diagnosis about the periodontal condition.
- To perform with competence various periodontal nonsurgical procedures. To treat non- surgically the various periodontal diseases.

Attitude:

- Periodontal surgical care is to be delivered irrespective of the social status, caste, creed or religion of the patient.
- Willing to share the knowledge and clinical experience with professional colleagues.
- Respect patient right and privileges, including patients right to information and right to seek a second opinion.

Dean and Director
The Oxford Dental College, Bommna
Hosur Road Bengaluru - 560 068

CHILDREN'S EDUCATION SOCIETY (Regd.)
THE OXFORD DENTAL COLLEGE
(Recognized by the Govt. of Karnataka, Affiliated to Rajiv Gandhi University of Health Sciences, Karnataka & Recognised by Dental Council of India, New Delhi)
Bommanahalli, Hosur Road, Bangalore – 560 068.
Ph: 080-61754680 Fax : 080 – 61754693E-mail:deandirectortodc@gmail.com
Website: www.theoxford.edu

9.	Chemotherapeutic agents	Various chemotherapeutic agents used in periodontal therapy	1
10.	Gingival Diseases	Localised & generalize diseases gingivitis. Papillary, marginal and diffused gingivitis. Etiology, pathogenesis clinical signs, symptoms and management of-Plaque-associated gingivitis Systemically aggravated gingivitis (Sex hormones,Drugs and systemic diseases) Necrotizing ulcerative gingivitis Desquamative gingivitis associated with Lichen planus, Pemphigoid pemphigus and other Vesic ulob ullous lesions.Allergic gingivitis Infective gingivitis - Herpetic, bacterial and candidial, pericoronitis. Gingival diseases in childhood	2
11.	Gingival enlargement	Types of Gingival enlargement (Classification and differential diagnosis)	2
12.	Epidemiology of Periodontal disease	Definition of index, Incidence, Prevalence. Classification of indices.(Irreversible & reversible) Deficiencies of earlier indices used in Periodontics Detailed understanding of Sillness & Loe Plaque index, Loe and Sillness gingival index, CPITN & CPI.Prevalence of periodontal diseases in India and ther countries. Public Health significance (All these topics are covered at under community dentistry. Hence the topics may be discussed briefly however; questions may be asked from the topics for examination).	2
13.	Extension of inflammation from gingiva	Mechanism of spread of Inflammation from Gingival to deeper periodontal structures. Factors that modify the spread	1
14.	AIDS and periodontium	AIDS and periodontium	1

Dean and Director
The Oxford Dental College, Bommnahal
Hosur Road Bengaluru - 560 068

CHILDREN'S EDUCATION SOCIETY (Regd.)
THE OXFORD DENTAL COLLEGE
(Recognized by the Govt. of Karnataka, Affiliated to Rajiv Gandhi University of Health Sciences, Karnataka & Recognised by Dental Council of India, New Delhi)
Bommanahalli, Hosur Road, Bangalore – 560 068.
Ph: 080-61754680 Fax : 080 – 61754693E-mail:deandirectortodc@gmail.com
Website: www.theoxford.edu

REVISED RGUHS M.D.S. SYLLABUS

APPLICABLE TO MAY- 2018 ADMITTED MDS STUDENTS AND ONWARDS

SECTION I REGULATIONS

1. **Title of the Course:** It shall be called Master of Dental Surgery (MDS).

2. **Branches of Study:** The following are the subjects of specialty for the MDS degree:

   a. **Prosthodontics and Crown & Bridge**
   b. **Periodontology**
   c. **Oral & Maxillofacial Surgery**
   d. **Conservative Dentistry and Endodontics**
   e. **Orthodontics & Dentofacial Orthopedics**
   f. **Oral & Maxillofacial Pathology & Oral Microbiology:**
   g. **Public Health Dentistry**
   h. **Pediatric Dentistry**
   i. **Oral Medicine & Radiology**

3. **Eligibility**

A candidate for admission to the MDS course (Master of Dental Surgery) must have a. recognized degree of BDS (Bachelor of Dental Surgery) awarded by an Indian University in respect of recognized Dental College under Section 10(2) of the Dentists Act, 1948 or an equivalent qualification recognized by the Dental Council of India and should have obtained permanent registration with any of the State Dental Council.

Candidates who possess PG Diploma recognized by the DCI with the duration of 2 years in particular specialty is eligible for admission in MDS in the same specialty and the duration will be 2 years. The syllabus of the two years programme i.e PG- Diploma will be as per the existing DCI/university guidelines.

Dean and Director
The Oxford Dental College, Bommnahalli
Hosur Road Bengaluru - 560 068

Part-II:

Paper-I: Oral and Maxillofacial Radiology

Paper-II: Oral Medicine, therapeutics and laboratory investigations

Paper-III: Descriptive and analyzing type question

SECTION II

GOALS & OBJECTIVES OF MDS COURSE

Goals:

The goals of postgraduate training in various specialties is to train B.D.S. graduate who will, after successful completion of the course:

© Practice respective specialty efficiently and effectively, backed by scientific knowledge and skill.

© Exercise empathy and a caring attitude and maintain high ethical standards.

© Continue to evince keen interest in continuing professional education in the specialty and allied specialties irrespective of whether in teaching or practice.

© Willing to share the knowledge and skills with any learner, junior or a colleague.

©Develop the faculty for critical analysis and evaluation of various concepts and views, to adopt the most rational approach.

Objectives:

The objective is to train a candidate so as to ensure higher competence in both general and special area of interest and prepare him for a career in teaching, research and specialty practice. A candidate must achieve a high degree of clinical proficiency in the subject matter and develop competence in research and its methodology as related to the field concerned.

The above objectives are to be achieved by the time the candidate completes the course. The objectives may be considered as under -

1. Knowledge (Cognitive domain)
2. Skills (Psycho motor domain)
3. Human values, ethical practice and communication abilities

Knowledge:

Dean and Director
The Oxford Dental College, Bommnahall
Hosur Road Bengaluru - 560 068

© Demonstrate understanding of basic sciences relevant to specialty.

© Describe etiology, pathophysiology, principles of diagnosis and management of common problems within the specialty in adults and children.

© Identify social, economic, environmental and emotional determinants in a given case and take them into account for planning treatment.

© Recognize conditions that may be outside the area of specialty/competence and to refer them to an appropriate specialist.

© Update knowledge by self-study and by attending courses, conferences, seminars relevant to specialty.

© Undertake audit, use information technology and carry out research with the aim of publishing or presenting the work at various scientific gatherings.

Skills:

1. Take a proper clinical history, examine the patient, perform essential diagnostic procedures and order relevant tests and interpret them to come to a reasonable diagnosis about the condition.

2. Acquire adequate skills and competence in performing various procedure required in the specialty.

Human values, ethical practice and communication abilities:

© Adopt ethical principles in all aspects of practice.

© Professional honesty and integrity are to be fostered.

© Patient care is to be delivered irrespective of social status, caste, creed or religion of the patient.

© Develop communication skills, in particular and skill to explain various options available in management and to obtain a true informed consent from the patient

© Provide leadership and get the best out of his team in a congenial working atmosphere.

© Apply high moral and ethical standards while carrying out human or animal research.

© Be humble and accept the limitations in his knowledge and skill and to ask for help from colleagues when needed.

© Respect patient's rights and privileges including patient's right to information and right to seek a second opinion.

SECTION III

COURSE DESCRIPTION OF VARIOUS SPECIALTIES

Dean and Director
The Oxford Dental College, Bommnahalli
Hosur Road Bengaluru - 560 068

Section V Ethics in Dentistry

Introduction: There is a definite shift now from the traditional patient and doctor relation and delivery of dental care. With the advances in science and technology and the increased needs of the patient, their families and community, there is a concern for the health of community as a whole. There is a shift to greater accountability to the society. specialists like the other health professionals are confronted with many ethical problems is therefore absolutely necessary for each and every one in the health care delivery to prepare themselves to deal with these problems. To accomplish this and develop human values, it is desired that all the trainees undergo ethical sensitization by lectures or discussion on ethical issues, discussion of cases with an important ethical component.

Course Content: Introduction to ethics -

- What is ethics?
- What. are values and norms?
- How to form a value system in one's personal and professional life? Hippocratic oath.
- Declaration of Helsinki, WHO declaration of Geneva, International code of ethics,
- D.C.I. Code of ethics.

Ethics of the individual -

- The patient as a person.
- Right to be respected
- Truth and confidentiality
- Autonomy of decision
- Doctor Patient relationship

Professional Ethics-

- Code of conduct
- Contract and confidentiality
- Charging of fees, fee splitting
- Prescription of drugs
- Over-investigating the patient
- Malpractice and negligence

Research Ethics -

Animal and experimental research

Human volunteer research-informed consent for trials Drug trials

Ethical workshop of cases Gathering all scientific factors Gathering all value factors

Fortifying areas of value - conflict, setting of priorities Working out criteria towards decisions.

Recommended Reading:

Dean and Director
The Oxford Dental College, Bommnaha
Hosur Road Bengaluru - 560 068

ORAL MEDICINE AND RADIOLOGY

Objectives:

At the end of 3 years of training the candidate should be able to

Knowledge: Theoretical, Clinical and practical knowledge of all mucosal lesions, diagnostic procedures pertaining to them and latest information of imaging modules.

Skills and Attitude: Three important skills need to be imparted

1. . Diagnostic skill in recognition of oral lesions and their management
2. Research skills in handling scientific problems pertaining to oral treatment
3. Clinical and Didactic skills in encouraging younger doctors to attain learning objectives Attitudes:

Positive mental attitude and the persistence of continued learning need to be inculcated

Course Contents

Paper I: Applied Basic Sciences Applied Anatomy

1. Gross anatomy of the face:

a. Muscles of Facial Expression And Muscles Of Mastication
b. Facial nerve
c. Facial artery
d. Facial vein
e. Parotid gland and its relations

2. Neck region:

a. Triangles of the neck with special reference to Carotid, Digastric triangles and midline structures
b. Facial spaces
c. Carotid system of arteries, Vertebral Artery, and Subclavian arteries
d. Jugular system Internal jugular
External jugular
e. Lymphatic drainage
f. Cervical plane
g. Muscles derived from Pharyngeal arches
h. Infratemporal fossa in detail and temporomandibular joint
i. Endocrine glands Pituitary
j. Sympathetic chain
k. Cranial nerves-V, VII, IX, XI, & XII

- Thyroid
- Parathyroid

I. Exocrine glands

- Parotid

Dean and Director
The Oxford Dental College, Bommnahalli
Hosur Road Bengaluru - 560 068

2nd day

Post-surgical review and discussion of the case treated on the 1st day Presentation of dissertation & discussion

All the examiners shall participate in all the aspects of clinical examinations / Viva Voce

Distribution of Marks for Clinical examination (recommended)

a) Long Case discussion	50
b) 2 short cases	50
c) Periodontal surgery	75
d) Post — operative review	25
Total	200

C. Viva Voce: 100 Marks

i. Viva- Voce examination: 80 marks

All examiners will conduct viva-voce conjointly on candidate's comprehension, analytical approach, expression, interpretation of data and communication skills. It includes all components of course contents. It includes presentation and discussion on dissertation also.

ii. Pedagogy: 20 marks

A topic is given to each candidate in the beginning of clinical examination. He/she is asked to make a presentation on the topic for 8-10 minutes

Topic be given to each candidate in the beginning of clinical examination. He/she is asked make a presentation on the topic for 8-10 minutes.

ORAL AND MAXILLOFACIAL SURGERY

Objective :

The training program in Oral and Maxillofacial Surgery is structured to achieve the following four objectives-

© Knowledge

© Skills

©Attitude

© Communicative skills and ability

Knowledge:

© To have acquired adequate knowledge and understanding of the etiology, patho physiology and diagnosis, treatment planning of various common oral and Maxillofacial surgical problems both minor and major in nature.

Dean and Director
The Oxford Dental College, Bommanahalli
Hosur Road Bengaluru - 56

© To have understood the general surgical principles like pre and post surgical management, particularly evaluation, post surgical care, fluid and electrolyte management, blood transfusion and post surgical pain management.

© Understanding of basic sciences relevant to practice or oral and maxillofacial surgery.

© Able to identify social, cultural, economic, genetic and environmental factors and their relevance to disease process management in the oral and Maxillofacial region.

© Essential knowledge of personal hygiene and infection control, prevention of cross infection and safe disposal of hospital waste keeping in view the high prevalence of hepatitis and HIV.

Skill

© To obtain proper clinical history, methodical examination of the patient, perform essential diagnostic procedures and order relevant laboratory tests and interpn them and to arrive at a reasonable diagnosis about the surgical condition.

© To perform with competence minor oral surgical procedures and common maxillofacial surgery. To treat both surgically and medically (or by other means of the oral and Maxillofacial and the related area).

© Capable of providing care for maxillofacial surgery patients.

Attitude:

© Develop attitude to adopt ethical principles in all aspect of surgical practice, professional honesty and integrity are to be fostered. Surgical care is to be delivered irrespective of the social status, caste, creed or religion of the patient.

© Willing to share the knowledge and clinical experience with professional colleagues.

© Wiling to adopt new techniques of surgical management developed from time to time based on scientific research which are in the best interest of the patient

© Respect patient's right and privileges, including patients right to information and right to seek a second opinion.

© Develop attitude to seek opinion from an allied medical and dental specialists as and when required.

Communication skills:

© Develop adequate communication skills particularly with the patients giving them the various options available to manage a particular surgical problem and obtain a true informed consent from them for the most appropriate treatment available at that point of time

© Develop the ability to communicate with professional colleagues.

© Develop ability to teach undergraduates.

Course content:

The program outline addresses both the knowledge needed in Oral and Maxillofacial Surgery and allied medical specialties in its scope. A minimum of three years of formal training through a graded system of education as specified will equip the trainee with skill and knowledge at its completion to be able to practice basic oral and Maxillofacial surgeon competently and have the ability to intelligently pursue

Dean and Director
The Oxford Dental College, Bommnahalli
Hosur Road Bengaluru - 560 068

i. Viva-voce examination: 80 marks

All examiners will conduct viva-voce conjointly on candidate's comprehension, analytical approach, expression, interpretation of data and communication skills. It includes all components of course contents. It includes presentation and discussion on dissertation also.

ii. Pedagogy Exercise: 20 marks

A topic be given to each candidate in the beginning of clinical examination. He/she is asked make a presentation on the topic for 8-10 minutes.

CONSERVATIVE DENTISTRY and ENDODONTICS

The following objectives are laid out to achieve the goals of the course. These are to be achieved by the time the candidate completes the course. These objectives may be considered under the following subtitles.

Knowledge

At the end of 36 months of training, the candidates should be able to:

© Describe aeitology, pathophysiology, periapical diagnosis and management of common restorative situations, endodontic situations that will include contemporary management of dental caries, management of trauma and pulpal pathoses including periodontal situations.

© Demonstrate understanding of basic sciences as relevant to conservative / restorative dentistry and Endodontics.

© Identify social, economic, environmental and emotional determinants in a given case or community and take them into account for planning and execution at individual and community level.

© Ability to master differential diagnosis and recognize conditions that may require multi disciplinary approach or a clinical situation outside the realm of the specialty, which he or she should be able to recognize and refer to appropriate specialist.

© Update himself by self-study and by attending basic and advanced courses, conferences, seminars, and workshops in the specialty of Conservative Dentistry- Endodontics-Dental Materials and Restorative Dentistry.

© Ability to teach, guide, colleagues and other students.Use information technology tools and carry out research both basic and clinical with the aim of publishing his/her work and presenting the same at scientific platforms

Skills

© Take proper chair side history, examine the patient and perform medical and dental diagnostic procedures and order as well as perform relevant tests and interpret to them to come to a reasonable diagnosis about the dental condition in general and Conservative Dentistry - Endodontics in particular. And undertake complete patient monitoring including preoperative as well as post operative care of the patient.

Dean and Director
The Oxford Dental College, Bommanahalli
Hosur Road Bengaluru - 560 068

© Perform all levels of restorative work and surgical and non-surgical Endodontics including endodontic endoosseous implants, as well as endodontic-periodontal surgical procedures as part of multidisciplinary approach to clinical condition.
© Provide basic life saving support in emergency situations.
© Manage acute pulpal and pulpo periodontal situations.
© Have a thorough knowledge of infection control measures in the dental clinical environment and laboratories.
Human Values, Ethical Practice and Communication Abilities
© Adopt ethical principles in all aspects of restorative and contemporaries Endodontics" including non-surgical and surgical Endodontics. © Professional honesty and integrity should be the top priority.
© Dental care has to be provided regardless of social status, caste, creed or religion of the patient.
© Develop communication skills- in particular to explain various options available management and to obtain a true informed consent from the patient.
© Apply high moral and ethical standards while carrying on human or animal research .He / She shall not carry out any heroic procedures and must know his limitations in performing all aspects of restorative dentistry including Endodontics. Ask for help from colfeagues or seniors when required without hesitation O Respect patient's rights and privileges including patients right to information.
Course Contents :
Applied Anatomy of Head and Neck
© Development of face, paranasal sinuses and the associated structures and their anomalies, cranial and facial bones, TMJ anatomy and function, arterial and venous drainage of head and neck, muscles of face and neck including muscles of mastication and deglutition, brief consideration of structures and function of brain. Brief consideration of all cranial nerves and autonomic nervous system of head and neck. Salivary glands, Functional anatomy of mastication, deglutition and speech. Detailed anatomy of deciduous and permanent teeth, general consideration in physiology of permanent dentition, form, function, alignment, contact, occlusion.)
© Internal anatomy of permanent teeth and its significance
© Applied histology, histology of skin, oral mucosa, connective tissue, bone cartilage, blood vessels, lymphatics, nerves, muscles, tongue.

Development of Teeth
© Enamel - development and composition, physical characteristics, chemical properties, structure
© Age changes - clinical structure

© Dentin - development, physical and chemical properties, structure type of dentin, innervations, age and functional changes.

© Pulp - development, histological structures, innervations, functions, regressive changes, clinical considerations.

Dean and Director
The Oxford Dental College, Bommanahalli
Hosur Road Bengaluru - 560 068

presentation and discussion on dissertation also.

ii. Pedagogy Exercise: 20 marks

A topic be given to each candidate in the beginning of clinical examination. He/she is asked to make a presentation on the topic for 8-10 minutes.

PERIODONTOLOGY

Objectives

The following objectives are laid out to achieve the goals of the course

Knowledge

© Discuss historical perspective to advancement in the subject proper and related topics

© Describe etiology, pathogenesis, diagnosis and management of common periodontal diseases with emphasis on Indian population

© Familiarize with the biochemical, microbiologic and immunologic genetic aspects of periodontal pathology

© Describe various preventive periodontal measures

© Describe various treatment modalities of periodontal disease from historical aspect to currently available ones

© Describe interrelationship between periodontal disease and various systemic conditions

© Describe periodontal hazards due to iatrogenic causes and deleterious habits and prevention of it

© Identify rarities in periodontal disease and environmental/ Emotional determinates in a given case

© Recognize conditions that may be outside the area of his Speciality/competence and refer them to an appropriate Specialist

© Decide regarding non-surgical or surgical management of the case

© Update him by attending course, conferences and seminars relevant to periodontics or by self-learning process.

© Plan out/ carry out research activity both basic and clinical aspects with the aim of publishing his/her work in scientific journals

© Reach to the public to motivate and educate regarding periodontal disease, its prevention and consequences if not treated

© Plan out epidemiological survey to assess prevalence and incidence of early onset periodontitis

Dean and Director
The Oxford Dental College, Bommnahal
Hosur Road Bengaluru - 560 068

and adult periodontitis in Indian population (Region wise)

© Shall develop knowledge, skill in the science and practice of Oral Implantology

© Shall develop teaching skill in the field of Periodontology and Oral Implantology

SKILL

©*Take a* proper clinical history, thorough examination intra orally, extra orally, medical history evaluation, advice essential diagnostic procedures and interpret them to come to a reasonable diagnosis

©Effective motivation and education regarding periodontal disease and maintenance after the treatment

©Perform both non-surgical & education regarding periodontal disease, maintenance after the treatment

©Perform both non-surgical and surgical procedures independently

©Provide Basic Life Support Service (BLS)

Human values, ethical practice & communication abilities

© Adopt ethical principles in all aspects of treatment modalities, Professional honesty & integrity are to be fostered. Develop Communication skills to make awareness regarding periodontal disease Apply high moral and ethical standards while carrying out human or animal research, Be humble, accept the limitations in his/her knowledge and skill, and ask for help from colleagues when needed, Respect patients rights and privileges, including patients right to information and right to seek a second opinion.

Course Contents

Applied Anatomy:

1. Development of the Periodontium
2. Micro and Macro structural anatomy and biology of the periodontal tissues
3. Age changes in the periodontal tissues
4. Anatomy of the Periodontium
   - ©Macroscopic and microscopic anatomy
   - ©Blood supply of the Periodontium
   - ©Lymphatic system of the Periodontium
   - ©Nerves of the Periodontium
5. Temporomandibular joint, Maxillae and Mandible

Dean and Director
The Oxford Dental College, Bommnahalli
Hosur Road Bengaluru - 560 068

9. Oral Medicine and Radiology

Oral Medicine is that specialty of dentistry concerned with the basic diagnostic procedures and techniques useful in recognizing the diseases of the oral tissues of local and constitutional origin and their medical management.

Radiology is a science dealing with x-rays and their uses in diagnosis and treatment of diseases in relation to orofacial diseases.

2. Course contents

Prosthodontics

To train dental graduates so as to ensure higher competence in both general and special area of Prosthodontics and prepare a candidate for teaching, research and clinical abilities including prevention and after care in prosthodontics including crown and bridge-and implantology.

General Objectives of the Course:

© Training programme in Prosthodontic dentistry including Crown & Bridge & Implantology is structured to achieve knowledge and skill in theoretical and clinical laboratory, attitude, communicative skills and ability to research with understanding of social, cultural, education and environmental background of the society

© To have acquired adequate knowledge and understanding of applied basic and systematic medical science knowledge in general and particular to head and neck.

© The postgraduates will be able to provide Prosthodontic therapy for patients with competence and working knowledge with understanding of applied medical, behavioral and clinical science that are beyond the treatment skills of the general BDS graduate and MDS graduate of other specialties to demonstrate evaluative and judgment skills in making appropriate decisions regarding prevention, treatment aftercare and referral to deliver comprehensive care to patients.

Knowledge

The candidate should possess knowledge applied basic and systematic medical sciences.

© On human anatomy, embryology, histology, applied in general and particular to head and neck, Physiology & Biochemistry, Pathology and microbiology, virology, Health and diseases of various systems of the body (systemic) principles in surgery and medicine, Pharmacology, Nutrition,

Dean and Director
The Oxford Dental College, Bommnahalli
Hosur Road Bengaluru - 560 068

behavioral Science, Age changes, genetics, Immunology, Congenital defects and syndrome and Anthropology, Bioengineering, Bio-medical and Biological Principle and application Dental material science

© Ability to diagnose and plan treatment for patients requiring a Prosthodontic therapy

© Ability to read and interpret a radiograph and other investigations for the purpose of diagnosis treatment planning.

© Tooth and tooth surface restorations, Complete denture prosthodontics, removable partial dentures Prosthodontics, fixed prosthodontics and maxillofacial and Craniofacial Prosthodontics, implants supported Prosthodontics, T.M.J, and occlusion, craniofacial esthetic, and biomaterials. Craniofacial disorders , problems of psychogenic origin.

© Age changes and Prosthodontic Therapy for aged.

© Ability to diagnose failed restoration and provide Prosthodontic therapy and after care.

© Should have essential knowledge on ethics, laws and Jurisprudence and forensic odontology in Prosthodontics

© General health conditions and emergency as related to prosthodontics treatment,

© Identify social, cultural, economic, environmental, educational and emotional determinants of the patient and consider them in planning the treatment.

© Identify cases, which are outside the area of his specialty/ competence and refer them to appropriate specialists.

© Advice regarding case management involving surgical, interim treatment etc.

© Competent specialization in team management of craniofacial design.

© Should attend continuing education programmes, seminars and conferences related to prosthodontics in thus updating himself/herself.

© Teach and guide his / her team, colleague and other students.

© Should be able to use information technology tools and carry out research basic and clinical, with the aims of publishing his/ her work and presenting his/her work at various scientific forums.

© Should have essential knowledge of personal hygiene, infection control, prevent of cross infection and safe disposal of waste, keeping in view the risks of transfer of Hepatitis & HIV

© Should have an ability to plan to establish Prosthodontic clinic/department in a teaching hospital

Dean and Director
The Oxford Dental College, Bommnahalli
Hosur Road Bengaluru - 560 068

© Should have a sound knowledge for the application of pharmacology, effects of drugs on oral tissues and systems of the body and on medically compromised individuals.

Skills

© The candidate should be able to examine the patients requiring Prosthodontic therapy, investigate the patient systemically, analyze the investigation results,

radiography, diagnose the ailment, plan a treatment, communicate it with the patient and execute it.

© Understand the prevalence and prevention of diseases of craniomandibular system related to Prosthetic dentistry.

© The candidate should be able to restore the lost functions of the stomatognathic system namely speech, mastication etc to provide a quality health care for craniofacial region

© The candidate should be able to interact with other speciality including a medical speciality for a planned team management of patients for a craniofacial and oral acquired and congenital defects, Temporomandibular joint syndromes, esthetics, Implant supported Prosthetics and problems of Psychogenic origin,

© Should be able to demonstrate the clinical competence necessary to carry out appropriate treatment at higher level of knowledge, training and practice skills currently available in their specialty area.

© Identify target diseases and awareness amongst the population for Prosthodontic therapy.

© Perform clinical and Laboratory procedure with understanding of biomaterials, tissue conditions related to prosthesis and have competent dexterity and skill for performing clinical and laboratory procedures in fixed, removable, implant and maxillofacial TMJ, esthetics Prosthodontics.

© Laboratory technique management based on skills and knowledge of Dental Materials and dental equipment and instruments,

© To understand demographic distribution and target diseases of Cranio mandibular region related to Prosthodontic including crown & bridge and implantology.

Attitudes

© Adopt ethical principles in all Prosthodontic practice. Professional honesty and integrity are to be fostered. Treatment to be delivered irrespective of social status, caste, creed or religion of patient.

© Willing to share the knowledge and clinical experience with professional colleagues.

Dean and Director
The Oxford Dental College, Bommnahalli
Hosur Road Bengaluru - 560 068

(2) Part II (3 papers of 100 Marks):-

(i) Paper-I: 2 long essay questions of 25 marks each and 5 short essays of 10 marks each. (Total of 100 Marks)

(ii) Paper-II: 2 long essay questions of 25 marks each and 5 short essays of 10 marks each. (Total of 100 Marks)

(iii) Paper III: 2 out of 3 essay questions (50 x 2 = 100 Marks)

Practical and Clinical Examination : 200 Marks

Viva-voce and Pedagogy : 100 Marks

B. Practical/Clinical - 200 Marks

1. Case Presentation

a) Long case - 20 marks

b) Short case — 10 marks

2. Clinical Hematology (any two investigations) - 20 Marks

Hb%, bleeding time, clotting time, Total WBC count, Differential WBC count and ESR

3. Smear Presentation - 20 marks

4. Cytology or microbial smear and staining

5. Paraffin sectioning and H & E Staining - 30 Marks

6. Histopathology slide discussion - 100 Marks

C. Viva Voce 100 Marks

i. Viva-Voce examination: 80 marks

All examiners will conduct viva-voce conjointly on candidate's comprehension, analytical approach, expression, interpretation of data and communication skills. It includes rill components of course contents. It includes presentation and discussion on dissertation also.

iii. Pedagogy Exercise: 20 marks

A topic is given to each candidate in the beginning of clinical examination. He/she is asked to make a presentation on the topic for 8-10 minutes

PUBLIC HEALTH DENTISTY

Dean and Director
The Oxford Dental College, Bommnahalli
Hosur Road Bengaluru - 560 068

Objectives

At the end of 3 years of training the candidate should be able to: Knowledge

© apply basic sciences knowledge regarding etiology, diagnosis and management of the prevention, promotion and treatment of all the oral conditions at the individual and community level.

© Identify social, economic, environmental and emotional determinants in a given individual patient or a community for the purpose of planning and execution of Community Oral Health Program.

© Ability to conduct Oral Health Surveys in order to identify all the oral health problems affecting the community and find solutions using multi - disciplinary approach. © Ability to act as a consultant in community Oral Health, teach, guide and take part in research (both basic and clinical), present and publish the outcome at various scientific conferences and journals, both national and international level.

Skills

The candidate should be able to

1. Take history, conduct clinical examination including all diagnostic procedures to arrive at diagnosis at the individual level and conduct survey of the community at state and national level of all conditions related to oral health to arrive at community diagnosis. Plan and perform all necessary treatment, prevention and promotion of Oral Heal at the individual and community level.
2. Plan appropriate Community Oral Health Program, conduct the program and evaluate, at the community level.
3. Ability to make use of knowledge of epidemiology to identify causes and appropriate preventive and control measures.
4. Develop appropriate person power at various levels and their effective utilization.
5. Conduct survey and use appropriate methods to impart Oral Health Education.
6. Develop ways of helping the community towards easy payment plan, and followed by evaluation for their oral health care needs.
7. Develop the planning, implementation, evaluation and administrative skills to carry out successful community Oral Health Programs.

Values:

1. Adopt ethical principles in all aspects of Community Oral Health Activities.
2. To apply ethical and moral standards while carrying out epidemiological researches.
3. Develop communication skills, in particular to explain the causes and prevention of oral diseases to the patient.
4. Be humble and accept the limitations in his knowledge and skill and to ask for help from colleagues when

Dean and Director
The Oxford Dental College, Bommnahalli
Hosur Road Bengaluru - 560 068

needed and promote teamwork approach.

5. Respect patient's rights and privileges including patients right to information and right to seek a second opinion.

Course Contents:

Paper I: Applied Basic Sciences

I. Applied Anatomy and Histology

A. Applied Anatomy in relation to:

Development of face
Bronchial arches
Muscles of facial expression
Muscles of mastication
TMJ
Salivary gland
Tongue
Salivary gland
Tongue
Hard and soft palate
Infratemporal fossa
Paranasal air sinuses
Pharynx and larynx
Cranial and spinal nerves- with emphasis on trigeminal, facial, glossopharyngeal and hypoglossal nerve
Osteology of maxilla and mandible
Blood supply, venous and lymphatic drainage of head and neck
Lymph nodes of head and neck
Structure and relations of alveolar process and edentulous mouth

Genetics-fundamentals

B. Oral Histology

Development of dentition, Innervations of dentin and pulp

Periodontium-development, histology, blood supply, nerve supply and lymphatic drainage
Oral mucous membrane

Dean and Director
The Oxford Dental College, Bommnahal...
Hosur Road Bengaluru - 560 068

1. Public Health
- Definition, concepts and philosophy of dental health
- History of public health in India and at international level
- Terminologies used in public health

2. Health
- Definition, concepts and philosophy of health
- Health indicators
- Community and its characteristics and relation to health

3. Disease
- Definition, concepts.
- Multifactorial causation, natural history, risk factors
- Disease control and eradication, evaluation and causation, infection of specific diseases
- Vaccines and immunization

4. General Epidemiology
- Definition and aims, general principles
- Multifactorial causation, natural history, risk factors
- Methods in epidemiology, descriptive, analytical, experimental and classic epidemiology of specific diseases, uses of epidemiology
- Duties of epidemiologist
- General idea of method of investigating chronic diseases, mostly non-infectious nature, epidemic, endemic, and pandemic.
- Ethical conversation in any study requirement
- New knowledge regarding ethical subjects
- Screening of diseases and standard procedures used

5.Environmental Health:
- Impact of important components of the environment of health
- Principles and methods of identification, evaluation and control of such health hazards
- Pollution of air, water, soil, noise, food
- Water purification, international standards of water
- Domestic and industrial toxins, ionizing radiation
- Occupational hazards
- Waste disposal- various methods and sanitation

6. Public Health Education:
- Definition, aims, principles of health education
- Health education, methods, models, contents, planning health education programs

Dean and Director
The Oxford Dental College, Bommnahalli
Hosur Road Bengaluru - 560 068

7. Public Health Practice and Administration System In India

8. Ethics and Jurisprudence

- Basic principles of law
- Contract laws- dentist - patient relationships & Legal forms of practice
- Dental malpractice
- Person identification through dentistry
- Legal protection for practicing dentist.
- Consumer protection act

9. Nutrition In Public Health:

- Study of science of nutrition and its application to human problem e Nutritional surveys and their evaluations

e Influence of nutrition and diet on general health and oral health, dental caries, periodontal disease and oral cancers

- Dietary constituents and carcinogenicityGuidelines for nutrition

lO. Behavioral Sciences:

- Definition and introduction
- Sociology: social class, social group, family types, communities and social relationships, culture, its effect on oral health.
- Psychology: definition, development of child psychology, anxiety, fear and phobia, intelligence, learning, motivation, personalities, fear, dentist-patient relationship, modeling and experience

11 Hospital Administration:

- Departmental maintenance, organizational structures
- Types of practices
- Biomedical waste management

12..Health Care Delivery System:

- International oral health care delivery systems - Review
- Central and state system in general and oral health care delivery system if any
- National and health policy
- National health programme
- Primary health care - concepts, oral health in PHC and its implications
- National and international health organizations
- Dentists Act 1928, Dental council of India, Ethics, Indian Dental Association
- Role of W.H.O. and Voluntary organizations in Health Care for the Community

13. Oral Biology And Genetics:

A detailed study of cell structure

Dean and Director
The Oxford Dental College, Bommanahalli
Hosur Road Bangaluru - 560 068

ORTHODO NTICS & DENTOFACIAL ORTHOPAEDICS

The training programme in Orthodontics is to structure and achieve the following four objectives **Knowledge of**

1. The dynamic interaction of biologic processes and mechanical forces acting on the stomatognathic system during orthodontic treatment
2. The etiology, pathophysiology, diagnosis and treatment planning of various common Orthodontic problems
3. Various treatment modalities in Orthodontics preventive interceptive and corrective.
4. Basic sciences relevant to the practice of Orthodontics
5. Interaction of social, cultural, economic, genetic and environmental factors and their relevance to management of oro - facial deformities
6. Factors affecting the long-range stability of orthodontic correction and their management
7. Personal hygiene and infection control, prevention of cross infection and safe disposal of hospital waste, keeping in view the high prevalence of Hepatitis and HIV and other highly contagious diseases.

Skills

1. To obtain proper clinical history, methodical examination of the patient, perform essential diagnostic procedures, and interpret them and arrive at a reasonable diagnosis about the Dentofacial deformities.
2. To be competent to fabricate and manage the most appropriate appliance - intra or extra oral, removable or fixed, mechanical or functional, and active or passive - for the treatment of any orthodontic problem to be treated singly or as a part of multidisciplinary treatment of orofacial deformities.

Attitudes:

1. Develop an attitude to adopt ethical principles in all aspects of Orthodontic practice.
2. Professional honesty and integrity are to be fostered
3. Treatment care is to be delivered irrespective of the social Status, cast, creed or colleagues
4. Willingness to share the knowledge and clinical experience with professional colleagues
5. Willingness to adopt, after a critical assessment, new methods and techniques of orthodontic management developed from time to time based on scientific research, which are in the best interest of the patient
6. Respect patients rights and privileges, including patients right to information and right to seek a second opinion
7. Develop attitude to seek opinion from allied medical and dental specialists as and when required

Communication skills

Dean and Director
The Oxford Dental College, Bommanahalli
Hosur Road Bengaluru - 560 068

© Stages of child development.
© Theories of psychological development.
© Management of child in orthodontic treatment.
© Management of handicapped child.
© Motivation and Psychological problems related to malocclusion / orthodontics
© Adolescent psychology
© Behavioral psychology and communication

XV. Diagnostic procedures and treatment planning in orthodontics

© Emphasis on the process of data gathering, synthesis and translating it into a treatment plan
© Problem cases - analysis of cases and its management
© Adult cases, handicapped and mentally retarded cases and their special problems
© Critique of treated cases. Cephalometrics
© Instrumentation
© Image processing
© Tracing and analysis of errors and applications
© Radiation hygiene
© Advanced Cephalometrics techniques
© Comprehensive review of literature
© Video imaging principles and application.

XVII. Practice management in Orthodontics

© Economics and dynamics of solo and group practices
© Personal management
© Materials management
© Public relations
© Professional relationship
© Dental ethics and jurisprudence
© Office sterilization procedures
© Community based Orthodontics.

XVIII. Clinical Orthodontics Myofunctional Orthodontics:

© Basic principles
© Contemporary appliances - their design and manipulation
© Case selection and evaluation of the treatment results
© Review of the current literature.

Dean and Director
The Oxford Dental College, Bomma
Hosur Road Bengaluru - 560 068

4 Problem solving - a hypothetical oral health situation existing in a community is given with sufficient data. The student as a specialist in community dentistry is expected to suggest practical solutions to the existing oral health situation of the
given community.
(50 Marks -1 Hour)

C. Viva Voce 100 Marks

i. Viva-Voce examination: 80 marks

All examiners will conduct viva-voce conjointly on candidate's comprehension, analytical approach, expression, interpretation of data and communication skills. It includes all components of course contents. It includes presentation and discussion on dissertation
also.

ii. Pedagogy Exercise: 20 marks

A topic be given to each candidate in the beginning of clinical examination. He/she is asked to make a presentation on the topic for 8-10 minute.

PEDIATRIC DENTISTRY

At the end of 3 years of training the candidate should be able to

1. Create not only a good oral health in the child but also a good citizen tomorrow.
2. Instill a positive attitude and behavior in children
3. Understand the principles of prevention and preventive dentistry right from birth to adolescence
4. Guide and counsel the parents in regards to various treatment modalities including different facets of preventive dentistry
5. Prevent and intercept developing malocclusion

Skills

1. Obtain proper clinical history, methodological examination of the child patient, perform essential diagnostic procedures and interpret them, and arrive at a reasonable diagnosis and treat appropriately
2. Be competent to treat dental diseases which are occurring in child patient.
3. Manage to repair and restore the lost tooth structure to maintain harmony between both hard and soft tissues of the oral cavity.
4. Manage the disabled children effectively and efficiently, tailored to the needs of individual requirement and conditions.

Attitudes

1. Develop an attitude to adopt ethical principles in all aspects of Pedodontic practice.
2. Professional honesty and integrity are to be fostered

Dean and Director
The Oxford Dental College, Bommanahalli
Hosur Road Bengaluru - 560 068

3. Treatment care is to be delivered irrespective of the social status, cast, creed, and religion of the patients.
4. Willingness to share the knowledge and clinical experience with professional colleagues.
5. Willingness to adopt, after a critical assessment, new methods and techniques of Pedodontic management developed from time to time, based on scientific research, which are in the best interest of the child patient.
6. Respect child patient's rights and privileges, including child patients right to information and right to seek a second opinion.
7. Develop an attitude to seek opinion from allied medical and dental specialities, as and when required

Course contents
1. Applied Anatomy & genetics
2. Applied Physiology
3. Applied Pathology
4. Nutrition and Die tics

5. Growth & Development: Prenatal and postnatal development of cranium, face, jaws, teeth and supporting structures. Chronology of dental development and development of occlusion. Dimensional changes in dental arches. Cephalometric evaluation of growth.
6. Child Psychology: Development & Classification of behavior, personality, intelligence in children, theories of child psychology, stages of psychological child development, fear anxiety, apprehension dt its management
7. Behavior Management: Non- pharmacological 8b Pharmacological methods.
8. Child Abuse & Dental Neglect
9. Conscious Sedation, Deep Sedation 8s General Anesthesia in Pediatric Dentistry: (Including Other Drugs, Synergic & Antagonistic Actions of Various Drugs Used in Children
10. Preventive Pedodontics: Concepts, chair bide preventive measures for dental diseases, high-risk caries including rampant & extensive caries - Recognition, Features & Preventive Management, Pit and Fissures Sealants, Oral Hygiene measures, Correlation of brushing with dental caries and periodontal diseases. Diet 8s Nutrition as related to dental caries. Diet Counseling
11. Dental Plaque: Definition, Initiation, Pathogenesis, Biochemistry, and Morphology' & Metabolism.
12. Microbiology & Immunology as related to Oral Diseases in Children. Basic concepts, immune system in human body, Auto Immune diseases, Histopathology, Pathogenesis, Immunology of dental caries, Periodontal diseases. Tumors, Oral Mucosal lesions etc.
13. Gingival 8s Periodontal diseases in Children:

Dean and Director
The Oxford Dental College, Bommnahalli
Hosur Road Bengaluru - 560 068

Viva-voce and Pedagogy : 100 Marks

B. Practical / Clinical Examination : 200 Marks

No	Exercise	Marks allotted	Approximate time
1	Functional appliance, • case discussion, bite registration, fabrication and delivering of the appliance	50	1 hour 1 hour
2	III stage mechanics/ Bonding/ arch wire fabrication	50	1 hour 30 min
3	Display of case records (a minimum of 5 patients to be presented with all the records)	75	1 hour
4	Long cases	25	2 hours

C Viva Voce : 100 Marks

i. Viva-Voce examination: 80 marks

All examiners will conduct viva-voce conjointly on candidate's comprehension, analytical approach expression, interpretation of data and communication skills. It includes all components of course contents. It includes presentation and discussion on dissertation also.

ii. Pedagogy Exercise: 20 marks

A topic is given to each candidate in the beginning of clinical examination. He/she is asked t make a presentation on the topic for 8-10 minute

ORAL AND MAXILLOFACIAL PATHOLOGY; AND ORAL MICROBIOLOGY

objectives

© To train a post graduate dental surgeon so as to ensure higher competence in both general and special pathology dealing with the nature of oral diseases, their causes, processes and effects.

© An oral pathologist is expected to perform routine histopathological evaluation of specimens relating to oral and perioral tissues, to carry out routine diagnostic procedures including hematological, cytological, microbiological, Immunological and ultrastructural investigations.

© He/she is expected to have an understanding of current research methodology, collection and interpretation of data, ability to carry out research projects on clinical and/or epidemiological aspects,

Dean and Director
The Oxford Dental College, Bommnahalli
Hosur Road Bengaluru - 560 068

Systemic diseases affecting oral cavity

. Approach: Seminars & Slide discussions. Record notebook to be maintained. Training in histopathology slide reporting.

Experimental aspects of Oral diseases

Approach: Posting is desirable in Centers where animal experimentation is carried out to familiarize with laboratory technique's, upkeep & care of experimental animals.

Recent advances in Oral Pathology.

Approach: Update of knowledge in Oral Pathology through study of recent journals & Internet browsing.

Journal Clubs & Group discussions

Academic activities

© Library assignment to be submitted at the end of 6 months © Commencement of dissertation work

© Journal clubs and seminars to be presented by every PG student © Clinicopathological discussions once in a month by every PG student © To attend interdepartmental meetings.

© Lecture and practical classes and slide discussions to be taken for II BDS students in oral and dental anatomy, dental histology and oral physiology. © Year ending examination (theory and practical) to be conducted by the college.

IIIRD YEAR

© Non-neoplastic disorders of salivary glands.

© Bone pathology

© Physical and chemical injuries, allergic and Immunological diseases.

© Cysts of odontogenic origin

© Oral manifestations of systemic diseases

Approach

To be covered as seminars Slide discussions of the same Record book to be maintained

Academic activities

© Visit to center out Animal experimentation to familiarize with Laboratory techniques, upkeep and care of animals

© Completion of Dissertation work and submission of the same, six months before the Final Examination

© Study of Journals, Internet Browsing, and group discussions, to update knowledge in the recent advances in Oral Pathology

© Lecture and Practical demonstrations for third B.D.S students in Oral pathology and Microbiology

© Reporting of histopathology slides

© Journal clubs and Seminars to be presented by every post graduate student twice a month

© Clinicopathological discussions by every student once in a month

© To attend Interdepartmental meetings.

Monitoring learning Progress

CHILDREN'S EDUCATION SOCIETY (Regd.)
THE OXFORD DENTAL COLLEGE
(Recognized by the Govt. of Karnataka, Affiliated to Rajiv Gandhi University of Health Sciences, Karnataka & Recognised by Dental Council of India, New Delhi)
Bommanahalli, Hosur Road, Bangalore – 560 068.
Ph: 080-61754680 Fax : 080 – 61754693E-mail:deandirectortodc@gmail.com
Website: www.theoxford.edu

Activity Report- Gender Equality

Gender Sensitization

Objective: Is to sensitize children about gender equality.

Date: 16-2-2021

Time: 10.00 am

Venue: Government School, Jigala Village.

Resource person: Dr. Divya

Audience/ Beneficiaries: School children

Methodology: Awareness programme through lecture.

Description: Three post graduate students and one faculty from Department of Public Health Dentistry, Oxford Dental College in collaboration with Government School, Jigala Village. Organized a dental camp on 16th February 2021. Following the camp, students were given oral health education and they were enlightened on gender equality and women empowerment. The children were even briefed on different types of touch (Good touch and bad touch). How to differentiate and how to speak or notify to parents or elders. They were also briefed about the importance of education to build up the character and confidence, which will help them in the future.

Dean and Director
The Oxford Dental College, Bommanahalli
Hosur Road, Bengaluru - 560 068



Post graduate students giving oral health education to the school children



Post graduate students giving oral health education to the school children



Post graduate students giving gifts to the school children

CHILDREN'S EDUCATION SOCIETY (Regd.)
THE OXFORD DENTAL COLLEGE
(Recognized by the Govt. of Karnataka, Affiliated to Rajiv Gandhi University of Health Sciences, Karnataka & Recognised by Dental Council of India, New Delhi)
Bommanahalli, Hosur Road, Bangalore – 560 068.
Ph: 080-61754680 Fax : 080 – 61754693E-mail:deandirectortodc@gmail.com
Website: www.theoxford.edu

Camp to Indian Primary & High School

Objective: Is to sensitize children about gender equality.

Date: 4-3-2021

Time: 10.00 am

Venue: Indian Primary and High School, Devarachikkanahalli, Bangalore.

Resource person: Dr. Sadiya

Audience/ Beneficiaries: School children

Methodology: Awareness programme through dental camp and lecture.

Description: The one post graduate student and one faculty from Department of Paediatric and Preventive Dentistry, Oxford Dental College in collaboration with Indian Primary and High School, Devarachikkanahalli, Bangalore, organized a dental camp on 4th March 2021. The dental camp was arranged for 7th to 9th standard. Around 94 school children participated in the dental camp. The post graduate students gave a lecture on importance of oral hygiene. Following the camp, students were given oral health education and they were enlightened on gender equality and women empowerment. They were also briefed about the importance of education to build up the character and confidence, which will help them in the future. They were enlightened to raise awareness about gender equality. The students were taught that Gender is a socially learned behaviour and that it is people's issue. The students were told that this stereotype bias should be identified and corrected. This way the students would grow to be a better person in the society. It would help build self-confidence and self-esteem among girl child.

Dean and Director
The Oxford Dental College, Bommanahalli
Hosur Road, Bengaluru - 560 068

CHILDREN'S EDUCATION SOCIETY (Regd.)
THE OXFORD DENTAL COLLEGE
(Recognized by the Govt. of Karnataka, Affiliated to Rajiv Gandhi University of Health Sciences, Karnataka & Recognised by Dental Council of India, New Delhi)
Bommanahalli, Hosur Road, Bangalore – 560 068.
Ph: 080-61754680 Fax : 080 – 61754693E-mail:deandirectortodc@gmail.com
Website: www.theoxford.edu

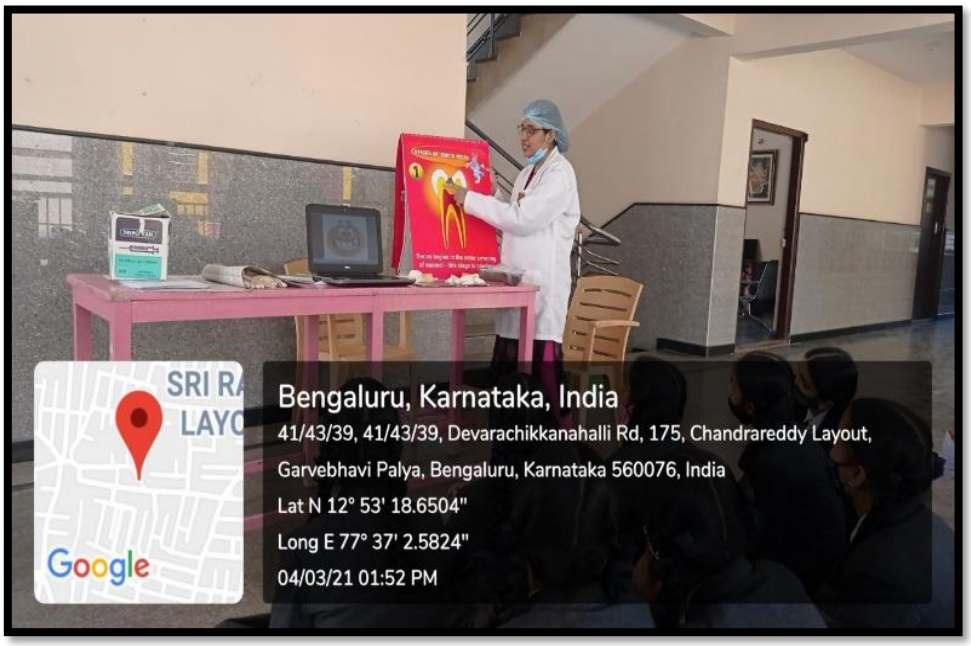

Post graduate students giving a talk to school children

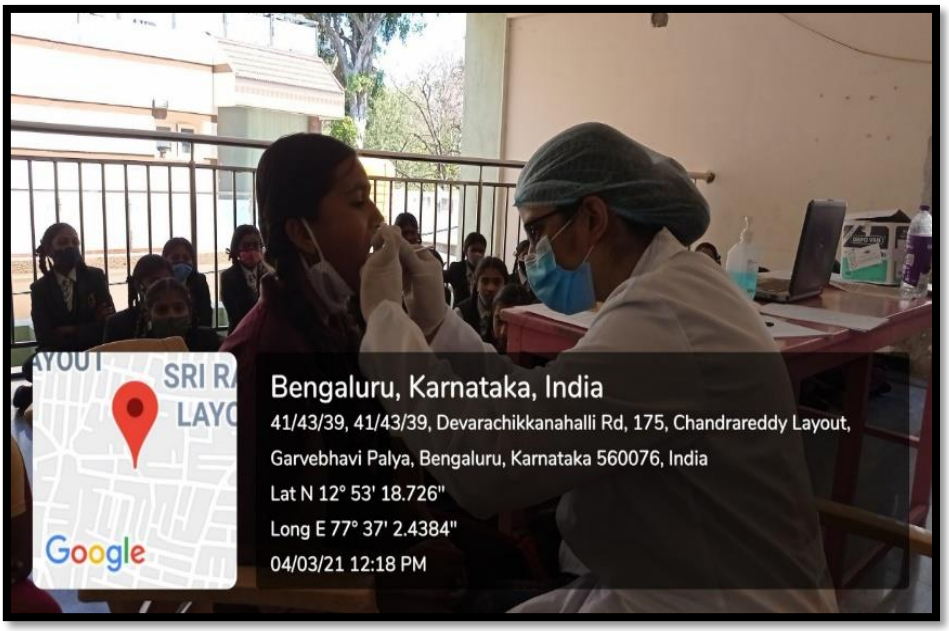

Post graduate students examining the oral hygiene of school children

CHILDREN'S EDUCATION SOCIETY (Regd.)
THE OXFORD DENTAL COLLEGE
(Recognized by the Govt. of Karnataka, Affiliated to Rajiv Gandhi University of Health Sciences, Karnataka & Recognised by Dental Council of India, New Delhi)
Bommanahalli, Hosur Road, Bangalore – 560 068.
Ph: 080-61754680 Fax : 080 – 61754693E-mail:deandirectortodc@gmail.com
Website: www.theoxford.edu

Activity Report- Environment and Sustainability

Training In Infection Control and Biomedical Waste Management

Objective: Is to sensitize non-teaching faculty and technicians about infection control and Waste management.

Date: 11-8-2020

Time: 11.30 am

Venue: Seminar room, Department of Public Health Dentistry, Oxford Dental College.

Resource person: Dr. Archana Krishnamurthy and Post Graduate students

Audience/ Beneficiaries: Non-Teaching, Nurses and Technicians

Methodology: Awareness programme through lecture and demonstration.

Description: The Oxford Dental College and Hospital follows the standard protocol of the infection control and biomedical waste management. The programme for nurses and technicians was organised on 11/08/20, in the seminar room of the Department of Public Health Dentistry at 11:30 am. Totally 2 faculty's, 4 post graduates and 12 non-teaching faculty participated in this programme. They were educated about sterilization of the instruments using autoclave. They were also briefed about chair side disinfection and fumigation of clinical sections at the end of the day. All the faculty were trained in latest the protocol, which needs to be followed strictly considering the present Covid-19 situation.

The programme for technicians was organised on 11/12/20 and all the technicians were educated about the disinfection of the impressions of the patients, the models of the impressions and equipment in the lab area and they were also guided to follow the infection control protocol in the laboratory area.

The training programme for housekeeping faculty was organised on 15/02/2021, where they were educated about the most important requirements in the hospital that is to maintain the hygiene. This is done by the house keeping faculty, so that cleanliness is maintained in the campus and there is no harm from the hospital side to the sick people and to avoid any cross infections from other patients and doctors. All the clinical sections and the departments in the college follow thorough segregation of waste by placing separate bins for contaminated waste by the house keeping faculty. The chair side protocols are followed by all the undergraduate, postgraduate students and faculty during the treatment

Dean and Director
The Oxford Dental College, Bommnahalli
Hosur Road Bengaluru - 560 068

procedures till the patients are discharged from the clinics, the segregated biomedical waste is disposed from the hospital and authorised agencies.

CHILDREN'S EDUCATION SOCIETY (Regd.)
THE OXFORD DENTAL COLLEGE
(Recognized by the Govt. of Karnataka, Affiliated to Rajiv Gandhi University of Health Sciences, Karnataka & Recognised by Dental Council of India, New Delhi)
Bommanahalli, Hosur Road, Bangalore – 560 068.
Ph: 080-61754680 Fax : 080 – 61754693E-mail:deandirectortodc@gmail.com
Website: www.theoxford.edu



Technicians wearing PPE kit while collecting a sample from patient



Disposal of Used Needles



Collection of Amalgam Scrap in the department



Working on Patients' Models after Disinfection

CHILDREN'S EDUCATION SOCIETY (Regd.)
THE OXFORD DENTAL COLLEGE
(Recognized by the Govt. of Karnataka, Affiliated to Rajiv Gandhi University of Health Sciences, Karnataka & Recognised by Dental Council of India, New Delhi)
Bommanahalli, Hosur Road, Bangalore – 560 068.
Ph: 080-61754680 Fax : 080 – 61754693E-mail:deandirectortodc@gmail.com
Website: www.theoxford.edu

Water Conservation Awareness Programme

Objective: Is to sensitize teaching faculty, under graduate students and post graduate about Conservation of water.

Date: 18th February 2020

Time: 03.00 pm

Venue: Department of Conservative Dentistry & Endodontic, Oxford Dental College.

Resource person: Dr. Champa and Dr. Jyothi

Audience/ Beneficiaries: Faculty, Interns and post graduate students

Methodology: Awareness programme through lecture and demonstration.

Description: The Department of Conservative Dentistry and Endodontic, Oxford Dental College and Hospital organised an awareness programme on Water Conservation on 18 February 2020. Around 6 faculty, 18 post graduates and 6 interns participated in this awareness programme. Water conservation is a very important issue which needs to be handled immediately. As we know if "no water no life". It is a natural resource which is fast depleting. Drinkable water is very fast depleting on earth and we need to contribute to conserving it. So, the faculty spoke to the post graduate students about the importance of the impending issue and how we as a global citizen should help in conserving water. In the departments a lot of water is used in the dental chairs and during and after dental treatments. The post graduates were taught how we can reduce the use of water in the department by following basic steps. The students were informed that "Save water" boards had been placed at all sinks, to encourage all to save water. At the end of the lecture, all the participants took a pledge to conserve water and poured the remaining water in their water bottles to the plants in the campus. This helped to create awareness about conserving water which will provide a better future for the coming generations.

Dean and Director
The Oxford Dental College, Bommnah
Hosur Road Bengaluru - 560 068



Faculty participating in water conservation programme



Colorful boards placed at hand wash sink to build the awareness

CHILDREN'S EDUCATION SOCIETY (Regd.)
THE OXFORD DENTAL COLLEGE
(Recognized by the Govt. of Karnataka, Affiliated to Rajiv Gandhi University of Health Sciences, Karnataka & Recognised by Dental Council of India, New Delhi)
Bommanahalli, Hosur Road, Bangalore – 560 068.
Ph: 080-61754680 Fax : 080 – 61754693E-mail:deandirectortodc@gmail.com
Website: www.theoxford.edu

Activity Report- Human Values

Dental Camp to Hope Centre to Autism

Objective: Is to sensitize Post graduate students about right to health, human values And virtues through dental camp.

Date: 4th March 2021

Time: 10.00 am

Venue: Hope Centre for Autism HSR Layout, Bangalore.

Resource person: Dr. Sneha Raj N

Audience/ Beneficiaries: School students.

Methodology: Awareness programme through dental camp

Description: Two Postgraduate students and one MDS staff from the Department of Paediatric and Preventive Dentistry, Oxford Dental College, visited Hope Centre for Autism HSR Layout, Bangalore, on 4th March 2021. In this school dental health programme, they have presented a health talk on oral hygiene methods, brushing technique was demonstrated to students and screened 6 children with special needs. Through the dental camp, the post graduate students were sensitized regarding right to health and human values, which would guide them to consider the human element when they interact with other human beings. Human values like respect, acceptance, consideration, appreciation, listening, affection, empathy and love can be imbibed in the students by participating in dental camps and interacting with people with special needs.

Dean and Director
The Oxford Dental College, Bommanahalli
Hosur Road, Bengaluru - 560 068



Post graduate students explaining about oral hygiene to the students of school



Post graduate students explaining brushing techniques to the school children

CHILDREN'S EDUCATION SOCIETY (Regd.)
THE OXFORD DENTAL COLLEGE
(Recognized by the Govt. of Karnataka, Affiliated to Rajiv Gandhi University of Health Sciences, Karnataka & Recognised by Dental Council of India, New Delhi)
Bommanahalli, Hosur Road, Bangalore – 560 068.
Ph: 080-61754680 Fax : 080 – 61754693E-mail:deandirectortodc@gmail.com
Website: www.theoxford.edu

Dental Camp to Sujana Vidhya Mandira

Objective: Is to sensitize Post graduate students about speaking to children and treating Them.

Date: 5th March 2021

Time: 10.00 am

Venue: Sujana Vidhya Mandira, Anekal Taluk, Bangalore.

Resource person: Dr. Anushree Shenoy, Dr. Devikripa

Audience/ Beneficiaries: School children and Post graduate students

Methodology: Awareness programme through dental camp and lecture.

Description: Two post graduate students and one Intern from Department of Paediatric and Preventive Dentistry, Oxford Dental College in collaboration with Sujana Vidhya Mandira, Anekal Taluk, Bangalore, organized a dental camp on 5th March 2021. The dental camp was arranged for 6th to 8th standard. Around 72 school children participated in the dental camp. Oral hygiene status was examined for all the students and were given instructions. The post graduate students gave a lecture on importance of oral hygiene. Following the camp, students were given oral health education and they were enlightened about proper brushing techniques. They explained about different dental treatment options available for them. The post graduate students learnt to educate, treat and handle the school children.

Dean and Director
The Oxford Dental College, Bommnahalli
Hosur Road Bengaluru - 560 068

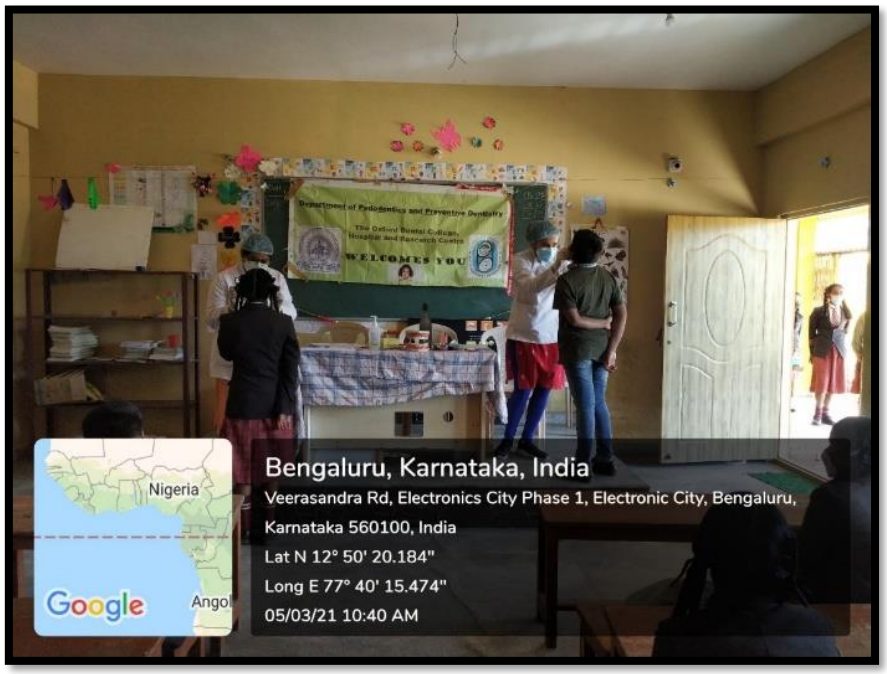

Post graduate students examining the oral hygiene of school children



Post graduate students giving a demonstration of brushing techniques to school children

CHILDREN'S EDUCATION SOCIETY (Regd.)
THE OXFORD DENTAL COLLEGE
(Recognized by the Govt. of Karnataka, Affiliated to Rajiv Gandhi University of Health Sciences, Karnataka & Recognised by Dental Council of India, New Delhi)
Bommanahalli, Hosur Road, Bangalore – 560 068.
Ph: 080-61754680 Fax : 080 – 61754693E-mail:deandirectortodc@gmail.com
Website: www.theoxford.edu

Activity Report- Health Determinants

Report of Covid – 19 Vaccination Program

Objective: To vaccinate the faculty, students and the supporting clinical faculty who come in contact with patients or infectious material and are at risk of contracting COVID-19.

Dates: 20th January 2021 to 19 March 2021

Time: 10.30 am to 1.00 pm

Location: Ground floor, The Oxford Dental College

Organized by: Infection Control Committee with Department of Public Health Dentistry, The Oxford Dental College.

Beneficiaries: Teaching and non-teaching faculty, all BDS and MDS students of The Oxford Dental College, Bangalore.

Manpower used: Members of Infection Control Committee, Medical officer, nurses from Primary Health Centre, Hongasandra.

Materials used: Student Consent form, COVID-19 vaccination register, personnel protective equipment, 2 ml syringes, COVID-19 vaccine vials, cotton swabs.

Description: The year 2020-21 saw the emergence of a deadly pandemic – Covid – 19, that was spreading rapidly among the population and killing many. Apart from other measures, one of the most effective ways to contain this pandemic was to immunise the population. As per the directions of the Government of India, the first round of vaccination was provided to health care workers as they were at higher risk of contracting Covid-19 as compared to general population.

In line with this directive, the management of The Oxford Dental College, Bengaluru, organised the Covid-19 vaccination program within the campus. This program was carried out under the aegis of Primary Health Centre, Hongasandra which provided the manpower and the vaccines. The team constituted of one medical officer along with 3 nurses, 2 post-

Dean and Director
The Oxford Dental College, Bommnahalli
Hosur Road Bengaluru - 560 068

vaccination observers and 1 data entry personnel with mobile ambulance. The program was inaugurated by Dean and Director, The Oxford Dental College on 20/01/2021. Vaccine was provided from 20/01/2021 to 19/03/2021 and about 469 beneficiaries received two doses of Covishield vaccine at an interval of 6 weeks. This included both teaching and non-teaching faculty and BDS and MDS students. The vaccination was provided free of cost. The process was linked to an identity proof of the recipient like Aadhar card or others and all the beneficiaries received the Covid vaccination certificates through Co-WIN portal.

Dean and Director
The Oxford Dental College, Bommnahalli
Hosur Road, Bengaluru - 560 068



Dean and Director inaugurating the Covid Vaccination program



Registration for Covid Vaccine in progress

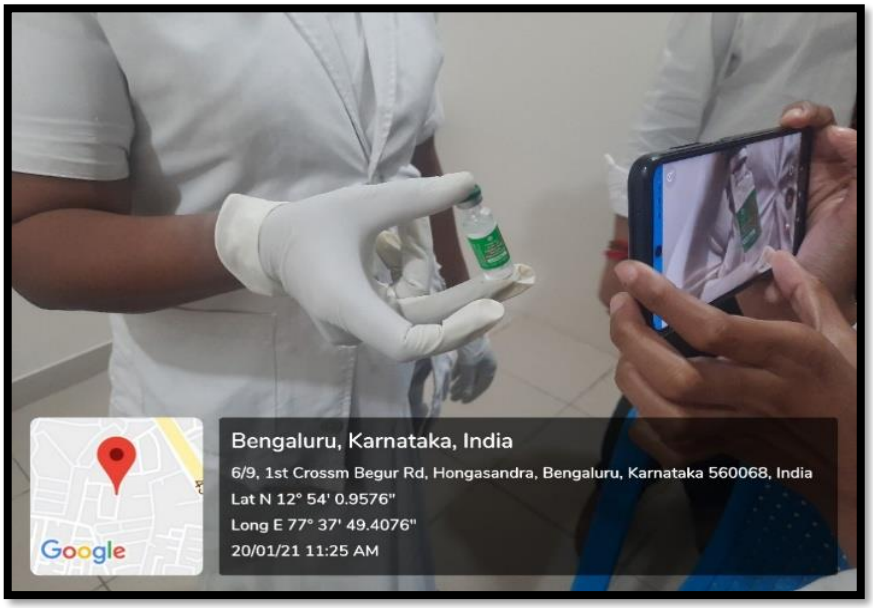

Covishield Vaccine ampoule

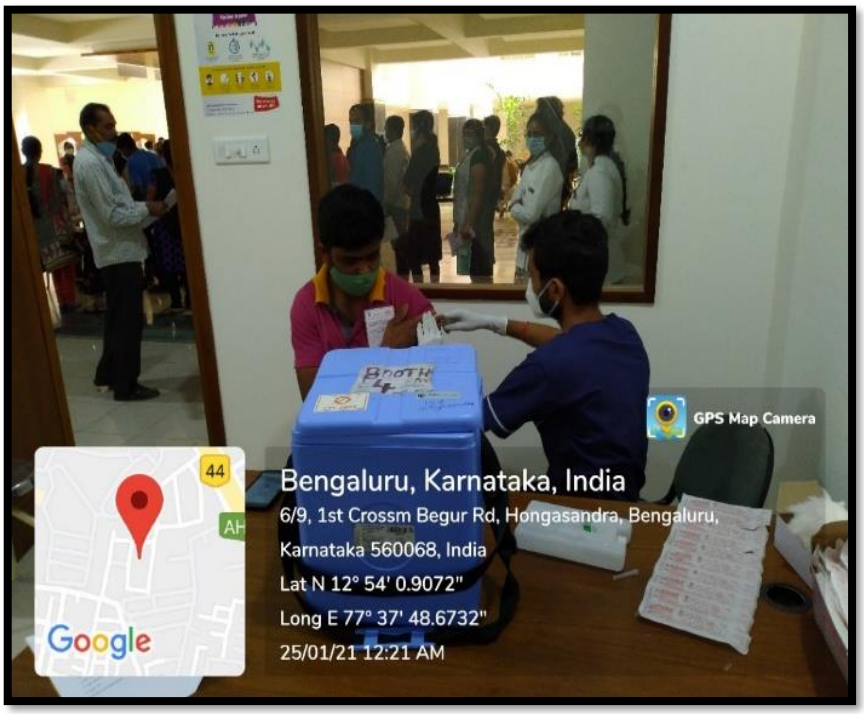

Vaccination being given

CHILDREN'S EDUCATION SOCIETY (Regd.)
THE OXFORD DENTAL COLLEGE
(Recognized by the Govt. of Karnataka, Affiliated to Rajiv Gandhi University of Health Sciences, Karnataka & Recognised by Dental Council of India, New Delhi)
Bommanahalli, Hosur Road, Bangalore – 560 068.
Ph: 080-61754680 Fax : 080 – 61754693E-mail:deandirectortodc@gmail.com
Website: www.theoxford.edu

Awareness Programme On 'Tobacco Cessation'

Objective: Is to sensitize general public about importance of tobacco cessation.

Date: 9th July 2021

Time: 11.00 am

Venue: Hongasandra road, Bommanaalli.
Resource person: Dr Amita Coutinho

Audience/ Beneficiaries: The general public near the Hongasandra road

Methodology: Awareness programme through lecture and demonstration.

Description: An awareness programme on tobacco cessation was organized by the Department of Periodontology, The Oxford Dental College, Bangalore. 1 faculty and 16 dentists perusing post-graduation on 9th July 2021, participated in the awareness programme. Tobacco, one of the very well-known carcinogen, is taking many lives in the world and more importantly in India. Tobacco in India are taken in different forms in different parts of the country. Broadly they are classified into smokeless and smoking form. Under smokeless form we have mawa, khaini, mishri, gul and in smoking tobacco we have cigarettes, bidi, cigar, chuttas, dhumti and pipe. The most common condition that will be seen due to these habits is oral squamous cell carcinoma, so it's the duty of dentist and the dental students to educate the people regarding the ill effects of using tobacco. The under graduate students participated in the tobacco cessation program in the college by making posters and banners showing the ill effects of tobacco usage, different types of tobacco and the post graduate students communicated with the people who had the habits and educated them to quit the habit.

Health education and Information posters about the World No Tobacco Day theme of "Tobacco- a threat to development" Consequences of tobacco consumption and methods of tobacco cessation were displayed. These posters were exhibited for duration of one week starting from 30th may to 6th June, in the outpatient lobby, Ground floor of the Institution, with the intention of informing and educating the outpatients. The students also gave a talk to general public about tobacco use and threat.

Dean and Director
The Oxford Dental College, Bommnahalli
Hosur Road Bengaluru - 560 068



Post graduate students explaining to the local residents about importance of tobacco cessation



Post graduate students explaining the effects of tobacco on oral health

CHILDREN'S EDUCATION SOCIETY (Regd.)
THE OXFORD DENTAL COLLEGE
(Recognized by the Govt. of Karnataka, Affiliated to Rajiv Gandhi University of Health Sciences, Karnataka & Recognised by Dental Council of India, New Delhi)
Bommanahalli, Hosur Road, Bangalore – 560 068.
Ph: 080-61754680 Fax : 080 – 61754693E-mail:deandirectortodc@gmail.com
Website: www.theoxford.edu

Activity Report- Right to health and emerging demographic issues

Dental Camp to Wisdom Public School

Objective: Is to sensitize children about right to health.

Date: 18-2-2021

Time: 10.00 am

Venue: Wisdom Public School, BTM 1st Stage, Bangalore.

Resource person: Dr. Ashwini Koti

Audience/ Beneficiaries: School children

Methodology: Awareness programme through dental camp and lecture.

Description: Two post graduate students of Paediatric and Preventive Dentistry, Oxford Dental College in collaboration with Wisdom Public School, BTM 1st Stage, Bangalore, organized a dental camp on 18th February 2021. The dental camp was arranged for 6th to 9th standard. Around 30 school children participated in the dental camp. Oral hygiene status was examined for all the students and were given instructions. The post graduate students gave a lecture on importance of oral hygiene. Following the camp, students were given oral health education and they were enlightened about proper brushing techniques. They explained about different dental treatment options available for them. They were also briefed about the new endemic which has effect worldwide and were explained ways to protect themselves and prevent the spread. They were told the importance of use of mouth mask, hand sanitizer and maintaining social distancing to prevent the spread of Covid-19.

Dean and Director
The Oxford Dental College, Bommnahalli
Hosur Road, Bengaluru - 560 068



Post graduate students giving a demonstration of brushing techniques to school children



Post graduate students examining the oral hygiene of school children

CHILDREN'S EDUCATION SOCIETY (Regd.)
THE OXFORD DENTAL COLLEGE
(Recognized by the Govt. of Karnataka, Affiliated to Rajiv Gandhi University of Health Sciences, Karnataka & Recognised by Dental Council of India, New Delhi)
Bommanahalli, Hosur Road, Bangalore – 560 068.
Ph: 080-61754680 Fax : 080 – 61754693E-mail:deandirectortodc@gmail.com
Website: www.theoxford.edu

Dental Camp to Gurukul Public School

Objective: Is to sensitize children about right to health.

Date: 22nd February2021

Time: 10.00 am

Venue: Gurukul Public School, Mico Layout, Begur Road, Hongasandra, Bangalore.

Resource person: Dr. Anushree S Shenoy

Audience/ Beneficiaries: School children

Methodology: Awareness programme through dental camp and lecture.

Description:

Two post graduate students and one intern from Department of Paediatric and Preventive Dentistry, Oxford Dental College, in collaboration with Wisdom Public School, Mico Layout, Bangalore organized a dental camp on 22nd February 2021. The dental camp was arranged for 6th to 8th standard. Around 76 school children participated in the dental camp. Oral hygiene status was examined for all the students and were given instructions. The post graduate students gave a lecture on importance of oral hygiene. Following the camp, students were given oral health education and they were enlightened about proper brushing techniques. They explained about different dental treatment options available for them. They were also briefed about the new endemic which has effected worldwide and were explained ways to protect themselves and prevent the spread. They were told about the importance of use of mouth mask, hand sanitizer and maintaining social distancing to prevent the spread of Covid-19. They were taught that by maintaining good hygiene and strict cleanliness regime, we can protect ourselves and our family and friends.



Post graduate students giving a demonstration of brushing techniques to school children



Post graduate students explaining the basic hygiene to prevent Covid-19 spread

CHILDREN'S EDUCATION SOCIETY (Regd.)
THE OXFORD DENTAL COLLEGE
(Recognized by the Govt. of Karnataka, Affiliated to Rajiv Gandhi University of Health Sciences, Karnataka & Recognised by Dental Council of India, New Delhi)
Bommanahalli, Hosur Road, Bangalore – 560 068.
Ph: 080-61754680 Fax : 080 – 61754693E-mail:deandirectortodc@gmail.com
Website: www.theoxford.edu

Activity Report- Professional Ethics

White Coat Ceremony

Objective: Is to sensitize students about professional ethics and human values before Entering the clinical departments.

Date: 13th January 2021

Time: 10.00 am

Venue: The Oxford Dental College Auditorium

Resource person: Dr. Ashish Nichani

Audience/ Beneficiaries: III yr BDS students

Methodology: Lecture

Description: "White coat ceremony" was held for 3rd BDS students (2020-21) Batch on 13/01/2021, before the commencement of their 3rd year Clinical Postings. White coat ceremony is a programme organized by our college for the clinical students to guide them about the professional ethics. This event is conducted before the students enter into 3rd year after completion of their preclinical year. This programme was organized on 13th January 2021 in our college auditorium with almost 45 under graduate students and 2 MDS faculty participating in this event. The dignitaries on the Dias Dr. A.R. Pradeep, Professor & Head Department of Periodontics and Dr. Ashish Nichani, Professor Department of Periodontics inaugurated the event. The students were guided by eminent Dental Faculty and practitioners regarding patient management, treatment procedures and infection control protocols. This was intended to provide students with well-defined guidelines regarding the responsibilities of a clinician, as they transited from pre-clinical work to clinics. The students were also guided regarding the communication skills with the patients, dress code & also their responsibilities as a doctor towards the patients. The programme was winded up after distribution of apron (white coat) to the clinical students.

Dean and Director
The Oxford Dental College, Bommnahalli
Hosur Road Bengaluru - 560 068

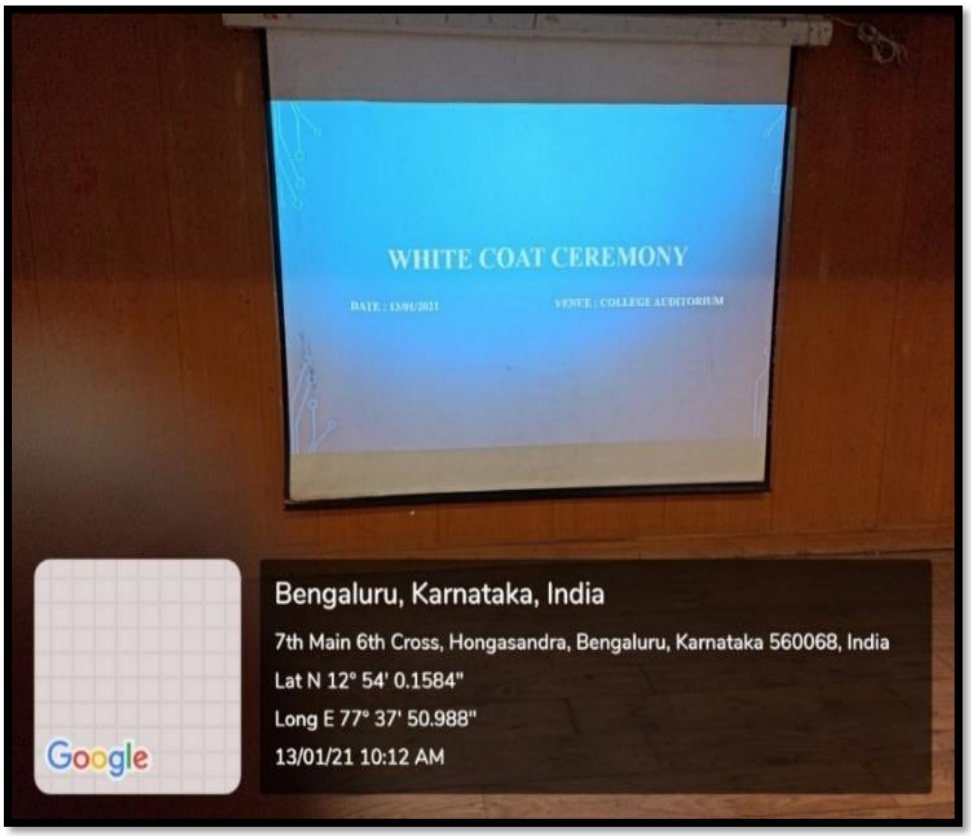



3rd year BDS Students, Chief Guests, Principal and faculty who participated in the White coat ceremony

CHILDREN'S EDUCATION SOCIETY (Regd.)
THE OXFORD DENTAL COLLEGE
(Recognized by the Govt. of Karnataka, Affiliated to Rajiv Gandhi University of Health Sciences, Karnataka & Recognised by Dental Council of India, New Delhi)
Bommanahalli, Hosur Road, Bangalore – 560 068.
Ph: 080-61754680 Fax : 080 – 61754693E-mail:deandirectortodc@gmail.com
Website: www.theoxford.edu

Orientation for I year BDS Students

Objective: Is to introduce students to professional ethics and human values as they Enter the professional course.

Date: 15th February 2021

Time: 10.00 am

Venue: The Oxford Dental College Auditorium

Resource person: Dr. Saleha and Dr. Deepa Jaishankar

Audience/ Beneficiaries: I yr BDS students

Methodology: Lecture

Description: An orientation programme is organised for the 1st BDS student's on 15/02/2021 in the lecture hall, 7th floor of Oxford Dental College. In this event all the fresh students and their parents or the local guardians were present. Totally 50 under graduate students and 3 MDS faculty participated in this programme. The programme commences with an invocation by seeking the blessings of the Lord Almighty, followed by lighting of lamp by the dignitaries on the Dias.

Our Dean and Director, Dr. Pradeep A. R. delivered the welcome address, followed by our Chairman's speech regarding the insight of the college and finally the Dr. Deepa Jaishankar addressed the students with regard to the course details, etc Finally the programme ended with vote of thanks, followed by high tea and snacks which were arranged for all the students, parents and faculty. Later the students attended the orientation class in the lecture hall in the 7th floor regarding the various subjects they will be introduced to during the BDS course. The various departments Dentistry involves and the various treatments provided in the respective departments. The students are also briefed about the importance of maintaining professional ethics while providing treatment. They were also briefed about human values, right to health and information. The entire event ended with the distributed of files and brochures of the college to all of the students.

Dean and Director
The Oxford Dental College, Bommnahal
Hosur Road Bengaluru - 560 068

CHILDREN'S EDUCATION SOCIETY (Regd.)
THE OXFORD DENTAL COLLEGE
(Recognized by the Govt. of Karnataka, Affiliated to Rajiv Gandhi University of Health Sciences, Karnataka & Recognised by Dental Council of India, New Delhi)
Bommanahalli, Hosur Road, Bangalore – 560 068.
Ph: 080-61754680 Fax : 080 – 61754693E-mail:deandirectortodc@gmail.com
Website: www.theoxford.edu



Dr. Saleha and Dr. Deepa presenting a Lecture during the Orientation programme



The 1st year students attending the Orientation Programme

Dean and Director
The Oxford Dental College, Bommnaha...
Hosur Road Bengaluru - 560 068